



WARNING SAFETY NOTICE

This advisory is to alert you to a potential safety issue with the product listed below.

In extreme situations, this issue could lead to property loss or serious personal injury.

The Siemens Quality Program requires continuous monitoring of the product performance. This process includes third party certifications, as well as tests and procedures specific to Siemens. We have identified a potential safety issue with 15 through 50 amp circuit breakers.

Situation:

The products at issue are Siemens and Murray one inch plug-in circuit breakers, single and double pole, 15 through 50 amps, covering the 12 breaker catalog numbers and 10 enclosures (load center and meter combos) which contain these breakers. These Siemens and Murray circuit breakers, with a June or July date code, may have a non-conforming "spring clip" plug-in assembly that breaks or fails to provide sufficient force to maintain a proper electrical connection in the panelboard. Over time, this condition could lead to excessive temperature, arcing or thermal damage at the connection point, and potential damage to the panelboard's electrical insulation. Such activity may, in extreme situations, lead to fire, property damage, or personal injury.

Immediate Safety Actions Required:

In order to ensure that all potentially non-conforming product is captured, all of the affected catalog numbers with affected date codes listed below will need to be quarantined and returned.

Product	Catalog Number	Affected Date
Breaker	Q115, Q120, Q130, Q215, Q230, Q250, MP115, MP115U, MP120, MP130, MP215, MP230, MP230U, MP250	0610, 0710
Load Centers	G2020B1100CP, G3030B1100CP, G4040B1200CUSGP, LC4040B1200P, G3040B1200CP, G3040L1200CP, G4040B1200CP, G3030B1150CP, W3040B1200CP	Jun 23 2010 – Aug 25 2010
Meter Combo	JA2040B1200SP	Jun 23 2010 – Aug 25 2010

Follow-up Actions:

Channel Partners

Please contact **1-800-756-6996** for questions or to initiate your product replacement process. Please reference Siemens and Murray Circuit Breakers, 15 through 50 Amps, when calling. Additionally, an RGA Form may be downloaded at www.usa.siemens.com/pluginrecall.




Consumers

If you believe that you may have a suspect breaker, please call the Siemens Response center at **1-800-756-6996**, or complete the Service Request Form at www.usa.siemens.com/pluginrecall. You will be given a case number, and Siemens will coordinate a site review. Siemens will provide the parts and service to correct this issue at no charge. We apologize for any inconvenience that this issue may cause.

INSTRUCTIONS FOR INSTALLATION OF THE CIRCUIT BREAKER

INSTRUCTIONS POUR L'INSTALLATION DE DISJONCTEUR

INSTRUCCIONES PARA LA INSTALACIÓN DEL INTERRUPTOR DE CIRCUITOS

		
! DANGER	! DANGER	! PELIGRO
<p>Hazardous voltage. Will cause death or serious injury.</p> <p>Turn off and lock out power supplying equipment before working inside equipment.</p>	<p>Tension dangereuse. Peut causer la mort ou des blessures graves.</p> <p>Couper et verrouiller l'alimentation de l'équipement avant d'intervenir à l'intérieur.</p>	<p>Voltage peligroso. Causará la muerte o lesiones graves.</p> <p>Apague y corte la fuente de corriente al equipo antes de trabasar dentro del equipo.</p>

SAFETY INSTRUCTIONS	INSTRUCTIONS DE SÉCURITÉ	INSTRUCCIONES DE SEGURIDAD
<ol style="list-style-type: none"> 1. Circuit breakers must be installed and serviced by a qualified electrician only. 2. To prevent severe shock or electrocution, always turn the power off before working on or inside equipment. 3. Replace all doors and covers before turning on power to this equipment. 	<ol style="list-style-type: none"> 1. Les disjoncteurs doivent être installés et réparés par un électricien qualifié uniquement. 2. Pour éviter les chocs électriques et l'électrocution, toujours couper l'alimentation électrique avant de travailler sur ou dans l'équipement. 3. Replacer toutes les portes et les couvercles avant de remettre cet équipement sous tension. 	<ol style="list-style-type: none"> 1. Los cortacircuitos AFCI deben ser instalados y reparados únicamente por electricistas calificados. 2. Para evitar electrocución o choque eléctrico severo, siempre apague y cierre la corriente antes de trabajar sobre o dentro del equipo. 3. Reponga todas las puertas y cubiertas antes de encender la corriente a este equipo.

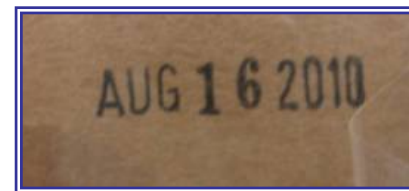
Breaker



Affected Date Codes
0610, 0710

Load Center and Meter Combo Carton


Production Date code is stamped above/near Master Carton Label



The Catalog No. on the master carton label is G3040B1200CP

Load Center

Production date code in the metallic box



Meter Combo

Production date code in the metallic box

