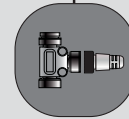


Termination Resistors

- Male and female versions
- Mini-Change® and Micro-Change® versions
- LED diagnostic versions

Termination resistors, one on each end of the trunk line, are required in a DeviceNet installation. Both male and female versions of the terminator are available – the correct installation depends on which gender is required on the end of your trunk line. The LED diagnostic version allows you to determine and confirm the correct polarity **GREEN** LED is hooked up to V+ and V-. A **RED** LED indication is the result of an incorrect (polarity) installation.



- Phosphor bronze contacts for maximum reliability
- Diagnostic versions indicate correct polarity at a glance to ensure power connections have been made and made properly



Mini-Change and Micro-Change Termination Resistors

FACE VIEW		FEMALE	MALE
FEMALE	FIG	MINI-CHANGE TERMINATION RESISTORS	
LED DIAGNOSTIC-CLEAR	1	DN150L	
MOLDED-GRAY	1	DN150	
MALE	FIG	MINI-CHANGE TERMINATION RESISTORS	
LED DIAGNOSTIC-CLEAR	2	DN100L	
MOLDED-GRAY	2	DN100	

FACE VIEW		FEMALE	MALE
FEMALE	FIG	MICRO-CHANGE TERMINATION RESISTORS	
MOLDED-GRAY	3	DND150	
MOLDED-GRAY – JUMPERED*	3	DND151	
MALE	FIG	MICRO-CHANGE TERMINATION RESISTORS	
MOLDED-GRAY	4	DND100	
MOLDED-GRAY – JUMPERED*	4	DND101	

*Jumpered terminators are used during network installation for continuity verification

Note: For stainless steel coupling nut add suffix "SS" standard catalog – listed part numbers
Example: DND100SS – male Micro-Change terminator with stainless steel coupling nut

MECHANICAL	
CONNECTOR FACE:	MINI-CHANGE: PVC MICRO-CHANGE: NYLON
MOLDED BODY:	DIAGNOSTIC – CLEAR PVC STD – GRAY PVC
COUPLING NUT:	ZINC DIE CAST, BLACK E-COAT OPTIONAL 302 STAINLESS
ELECTRICAL	
VOLTAGE RATING:	50V
AMPERAGE:	MINI-CHANGE: 8A MICRO-CHANGE: 4A
CONTACT MATERIAL:	PHOSPHUR BRONZE ALLOY
CONTACT PLATING:	GOLD OVER COPPER ALLOY
LED:	GREEN – PROPER POLARITY RED – IMPROPER POLARITY
ENVIRONMENTAL	
PROTECTION:	IP68
AMBIENT OPERATING TEMP:	32° F TO 140° F (0° C TO 60° C)

TERMINATOR DIMENSIONS

Female Mini-Change

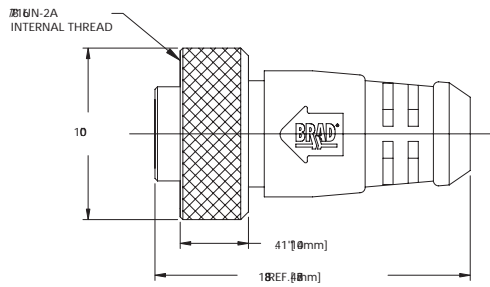


FIG 1

Female Micro-Change

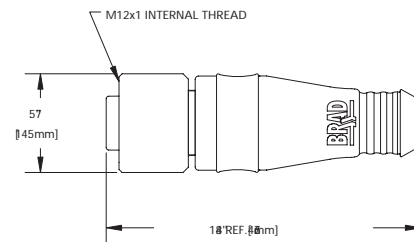


FIG 3

Male Mini-Change

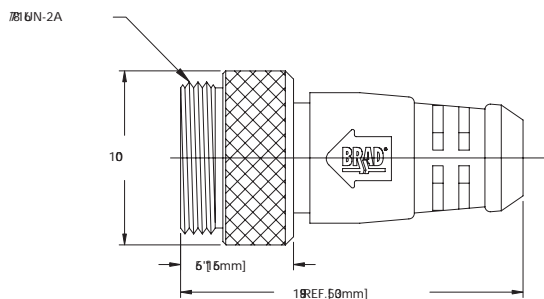


FIG 2

Male Micro-Change

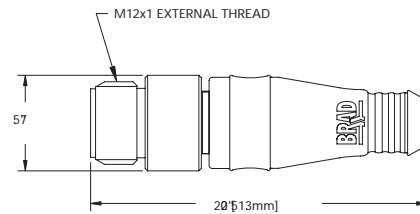


FIG 4