








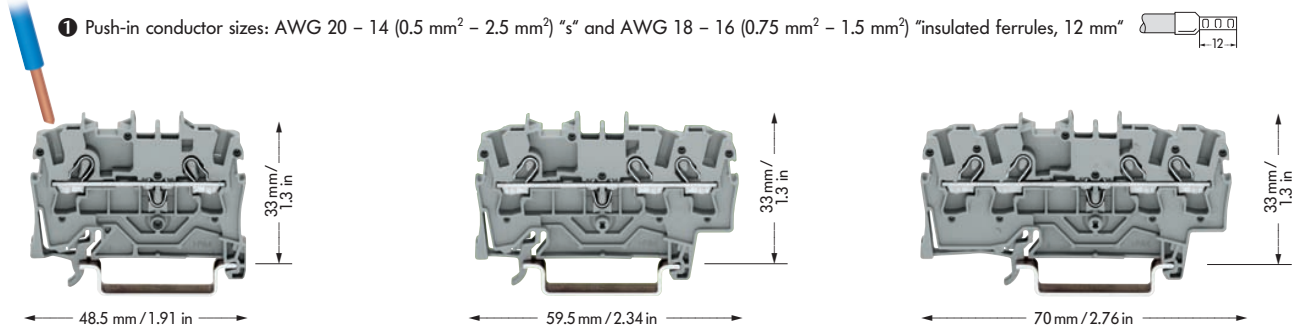




















TOPJOB® Rail-Mounted Terminal Blocks 1.5 (2.5) mm²/AWG 14 Series 2001

0.25 – 1.5 (2.5) mm² ① AWG 22 – 14 800 V/8 kV/3 18 A Terminal block width 4.2 mm / 0.165 in  9 – 11 mm / 0.39 in *  	0.25 – 1.5 (2.5) mm² ① AWG 22 – 14 800 V/8 kV/3 18 A Terminal block width 4.2 mm / 0.165 in  9 – 11 mm / 0.39 in *  	0.25 – 1.5 (2.5) mm² ① AWG 22 – 14 800 V/8 kV/3 18 A Terminal block width 4.2 mm / 0.165 in  9 – 11 mm / 0.39 in *  
--	---	---






















① Push-in conductor sizes: AWG 20 – 14 (0.5 mm² – 2.5 mm²) "s" and AWG 18 – 16 (0.75 mm² – 1.5 mm²) "insulated ferrules, 12 mm" 



Item No.	Pack.-unit pcs	Item No.	Pack.-unit pcs	Item No.	Pack.-unit pcs
2-conductor through terminal blocks		3-conductor through terminal blocks		4-conductor through terminal blocks	
grey 2001-1201 	100	grey 2001-1301 	100	grey 2001-1401 	100
blue 2001-1204 	100	blue 2001-1304 	100	blue 2001-1404 	100
orange 2001-1202 	100	orange 2001-1302 	100	orange 2001-1402 	100
more colors are being prepared		more colors are being prepared		more colors are being prepared	
2-conductor ground (earth) terminal block		3-conductor ground (earth) terminal block		4-conductor ground (earth) terminal block	
green-yellow 2001-1207 	100	green-yellow 2001-1307 	100	green-yellow 2001-1407 	100
 Ex e II applications are being prepared		 Ex e II applications are being prepared		 Ex e II applications are being prepared	
 Suitable for Ex i applications		 Suitable for Ex i applications		 Suitable for Ex i applications	

Accessories

appropriate marker system **WMB/Marker strips** (see section 14)

End and intermediate plate, 0.8 mm/0.031 in thick  orange 2002-1292 100 (4 x 25) grey 2002-1291 100 (4 x 25)	End and intermediate plate, 0.8 mm/0.031 in thick  orange 2002-1392 100 (4 x 25) grey 2002-1391 100 (4 x 25)	End and intermediate plate, 0.8 mm/0.031 in thick  orange 2002-1492 100 (4 x 25) grey 2002-1491 100 (4 x 25)
Insulation stop, 5 pcs/strip 200 strips  dark grey 2001-172 0.75-1 mm ²	Insulation stop, 5 pcs/strip 200 strips  dark grey 2001-172 0.75-1 mm ²	Insulation stop, 5 pcs/strip 200 strips  dark grey 2001-172 0.75-1 mm ²
Push-in type jumper bars, light grey, insulated, I_N 18 A  2-way 2001-402 200 (8 x 25) 3-way 2001-403 200 (8 x 25) 4-way 2001-404 200 (8 x 25) 5-way 2001-405 100 (4 x 25) : : 10-way 2001-410 100 (4 x 25)	Push-in type jumper bars, light grey, insulated, I_N 18 A  2-way 2001-402 200 (8 x 25) 3-way 2001-403 200 (8 x 25) 4-way 2001-404 200 (8 x 25) 5-way 2001-405 100 (4 x 25) : : 10-way 2001-410 100 (4 x 25)	Push-in type jumper bars, light grey, insulated, I_N 18 A  2-way 2001-402 200 (8 x 25) 3-way 2001-403 200 (8 x 25) 4-way 2001-404 200 (8 x 25) 5-way 2001-405 100 (4 x 25) : : 10-way 2001-410 100 (4 x 25)
Push-in type jumper bars, light grey, insulated, I_N 18 A  1 - 3 2001-433 200 (8 x 25) 1 - 4 2001-434 200 (8 x 25) 1 - 5 2001-435 100 (4 x 25) : : 1 - 10 2001-440 100 (4 x 25)	Push-in type jumper bars, light grey, insulated, I_N 18 A  1 - 3 2001-433 200 (8 x 25) 1 - 4 2001-434 200 (8 x 25) 1 - 5 2001-435 100 (4 x 25) : : 1 - 10 2001-440 100 (4 x 25)	Push-in type jumper bars, light grey, insulated, I_N 18 A  1 - 3 2001-433 200 (8 x 25) 1 - 4 2001-434 200 (8 x 25) 1 - 5 2001-435 100 (4 x 25) : : 1 - 10 2001-440 100 (4 x 25)
Modular TOPJOB®S connector,  for jumper contact slot 1 pole 2001-501 100 (4 x 25)	Modular TOPJOB®S connector,  for jumper contact slot 1 pole 2001-501 100 (4 x 25)	Modular TOPJOB®S connector,  for jumper contact slot 1 pole 2001-501 100 (4 x 25)
Spacer, modular 2001-549 100 (4 x 25) see also page 1.12	Spacer, modular 2001-549 100 (4 x 25) see also page 1.12	Spacer, modular 2001-549 100 (4 x 25) see also page 1.12
Test plug adapter, for test plug 4 mm/0.157 in Ø  2009-174 100 (4 x 25) Testing tap, for max. 2.5 mm² 2009-182 100 (4 x 25)	Test plug adapter, for test plug 4 mm/0.157 in Ø  2009-174 100 (4 x 25) Testing tap, for max. 2.5 mm² 2009-182 100 (4 x 25)	Test plug adapter, for test plug 4 mm/0.157 in Ø  2009-174 100 (4 x 25) Testing tap, for max. 2.5 mm² 2009-182 100 (4 x 25)
Marker strip, white, plain  for center marking 11 mm/0.433 in wide 50 m 2009-110 1 on roll 300 m 2009-130 1	Marker strip, white, plain  for center marking 11 mm/0.433 in wide 50 m 2009-110 1 on roll 300 m 2009-130 1	Marker strip, white, plain  for center marking 11 mm/0.433 in wide 50 m 2009-110 1 on roll 300 m 2009-130 1

* For further approvals with corresponding ratings see section 15.