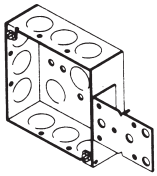
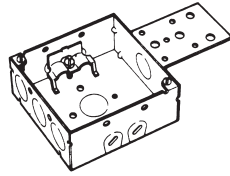


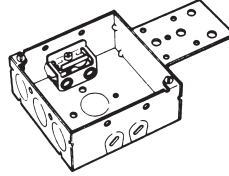
### Welded 4" Square Outlet Boxes — 1½" Deep (continued)



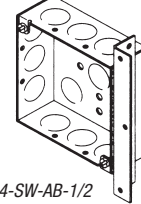
4-SW-LB-1/2



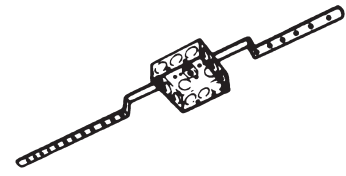
4-SW-LBC



4-SW-LB-MXN



4-SW-AB-1/2

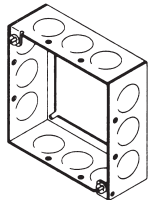


4-SW-1/2-2BC

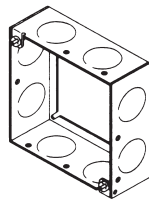
CAT. NO.	DESCRIPTION	CU. IN. CAPACITY	STD. CTN.	WT./LBS. PER PKG.
4-SW-LB-1/2	Three ½" KOs in each of three sides, lateral bracket on other side set flush with top of box and five ½" KOs in bottom.*	21.0	50	42
4-SW-LBC	<b>For Non-Metallic Sheathed Cable</b> Two Loom KOs in each of two opposite sides, three ½" KOs in side opposite lateral bracket and one ½" KO in bottom. Lateral bracket set flush with top of box. Two Loom clamps for use on non-metallic sheathed cable with 10/32 deep slotted screws assembled.*	21.0	50	42
4-SW-LB-MXN	<b>For Metal Clad Cable</b> Two Loom KOs in each of two opposite sides. Three ½" KOs in side opposite lateral bracket and one ½" KO in bottom. Lateral bracket set flush with top of box. Two MXN clamps for MC, AC/B and non-metallic sheathed cable (NM) included with 10/32 deep-slotted screws. Clamps are UL Listed for use with cable sizes 14/2 through 10/3 with ground.*	21.0	50	45
4-SW-AB-1/2	Three KOs in each of three sides, angle bracket on other side, and five ½" KOs in bottom. Angle bracket offset ⅝" from top of box.*	21.0	50	45
4-SW-1/2-2BC	Three ½" KOs in each side and four ½" KOs in bottom. Mounted with clip on 2-BC bar hanger. Hanger is offset correct depth to set box flush with ceiling joist.*	21.0	25	31

\*Uses Bowers® 4" square extension rings and 400 series rings and covers.

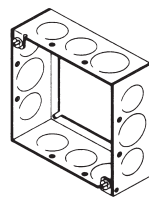
### Welded 4" Square Extension Rings — 1½" Deep



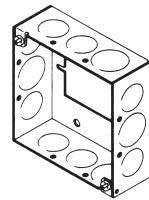
4-SW-EXT-1/2



4-SW-EXT-3/4



4-SW-EXT-SPL



4-SW-EA-SPL

CAT. NO.	DESCRIPTION	CU. IN. CAPACITY	STD. CTN.	WT./LBS. PER PKG.
4-SW-EXT-1/2	<b>Extension Ring</b> Three ½" KOs in each side.*	21.0	50	27
4-SW-EXT-3/4	<b>Extension Ring</b> Two ¾" KOs in each side.*	21.0	50	27
4-SW-EXT-SPL	<b>Extension Ring</b> Two ½" KOs and one ¾" KO in each side.*	21.0	50	27
4-SW-EA-SPL	<b>Extension Ring</b> Two ½" KOs and one ¾" KO in each side. Bottom apertured to gang to any switch or handy box.*	21.0	50	32

\*Uses Bowers 4" square outlet boxes and 400 series rings and covers.