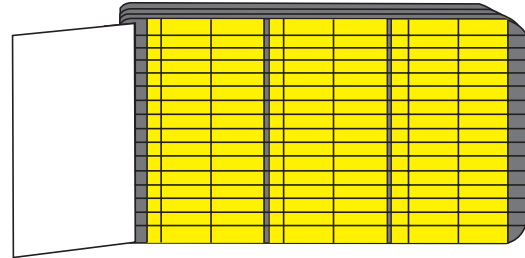


Wire Marker Cards – Vinyl Cloth

Vinyl, Colour Coding Standard Books

- Available in two sizes
- Colour your wires for coding and other applications

Cat. No.	Nombre de marqueurs et légendes
WM-COL14	460 Markers each: 1/4 in. x 1-1/4 in. 1 page Jaune and blue; 2 pages red, Blanc, green, and black
WM-COL1	50 Markers each: 1 in. x 2-1/4 in. 1 page Jaune and blue; 2 pages red, Blanc, green and black



Wire Marker Cards – Vinyl Cloth

Marker Cards repel oil, water, and humidity!

Catalogue Numbering System

Example:

WC 100 S = Wire Marker Card

Legend 100

1-1/2 in. Size

Y Replace Y with length

S = 1-1/2 in.

D = 3/4 in.

X Replace X with legend

Single character = 1, 2, 3, etc.

Sequence = 1 thru 33

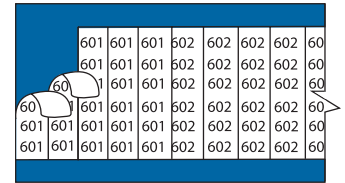
W(L) Replace (L) with legend

C = Wire Marker Card

S = Vinyl Self-laminated

- Select from a variety of number and letter combinations and sizes
- Material — vinyl cloth
- Standard length 1-1/2 in.
- Available in 3/4 in. length

Numbers in Sequence



Cat. No.	Legend	Marker/Card	
		1-1/2 in. (38 mm)	3/4 in. (19 mm)*
WC1 thru 33S	1-33		
WC34 thru 66S	34-66	33	66
WC67 thru 99S	67-99		
WC100 thru 124S	100-125	25	50
WC125 thru 149S	125-149		
WC974 thru 999S	974-999		

Order in multiples of 25 cards.

*When 3/4 in. length markers are required, substitute the last S in the catalogue number with a D, i.e. WC1 thru 33S would become WC1 thru 33D.

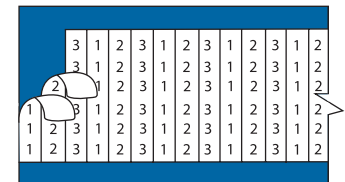
Solid Numbers

Cat. No.	Legend	Marker/Card	
		1-1/2 in. (38 mm)	3/4 in. (19 mm)*
WCZEROS	0		
WC1S, WC2S thru WC99S	1, 2, ...99	36	72
WC101S, WC102S thru WC600S	101, 102, ...600	25	50

Order in multiples of 25 cards.

* When 3/4 in. length markers are required, substitute the last S in the catalogue number with a D, i.e. WC1S would become WC1D.

Numbers in Sequence Repeated



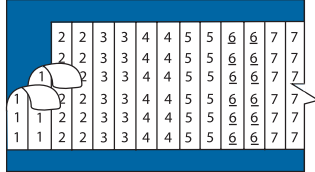
Cat. No.	Legend	Marker/Card	
		1-1/2 in. (38 mm)	3/4 in. (19 mm)*
WC1 thru 3S	1-3		
WC1 thru 4S	1-4	36	72
WC1 thru 5S	1-5	35	70
WC0 thru 10S	0-10	33	66
WC1 thru 12S	1-12		
WC1 thru 18S	1-18	36	72
WC19 thru 36S	19-36		

Order in multiples of 25 cards.

*When 3/4 in. length markers are required, substitute the last S in the catalogue number with a D, i.e. WC1 thru 3S would become WC1 thru 3D.

Wire Marker Cards – Vinyl Cloth

Paired Numbers in Sequence

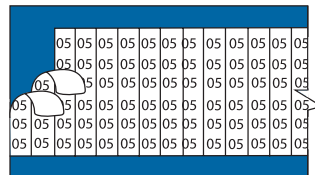


Cat. No.	Legend	Marker/Card	
		1-1/2 in. (38 mm)	3/4 in. (19 mm)*
WC1 thru 16PS	1–16	16	32
WC17 thru 32PS	17–32		
WC33 thru 48PS	33–48		

Order in multiples of 25 cards. *When 3/4 in. length markers are required, substitute the last S in the Cat. No. with a D, i.e. WC1 thru 16PS would become WC1 thru 16PD.

Suffix Numbers

- Use to extend numbers or to make alphanumeric codes (i.e. adding suffix 05 to ABC = ABC05)

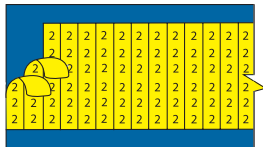


Cat. No.	Legend	Marker/Card	
		1-1/2 in. (38 mm)	3/4 in. (19 mm)*
WC00S	00	36	72
WC01S, WC02S thru WC09S	0, 02–09		
WC0009S	00–09		

Cat. No. WC0009S has three sequences of 00...09 on a card. WC0009D has six sequences of 00...09 on a card. Order in multiples of 25 cards. *When 3/4 in. length markers are required, substitute the last S in the Cat. No. with a D, i.e. WC00S would become WC00D.

Suffix Numbers

- Blue, green and red markers have white legends; orange and yellow markers have black legends



Cat. No.	Legend	Background Couleur	Marker/Card	
			1-1/2 in. (38 mm)	3/4 in. (19 mm)*
WCBLZEROS	0	Blue	36	72
WCBL1S...WCBL50S	1...50			
WCGRZEROS	0	Green		
WCGR1S...WCGR50S	1...50			
WCORZEROS	0	Orange		
WCOR1S...WCOR50S	1...50			
WCRDZEROS	0	Red		
WCRD1S...WCRD50S	1...50			
WCYLZEROS	0	Jaune		
WCYL1S...WCYL50S	1...50			

Order in multiples of 25 cards. *When 3/4 in. length markers are required, substitute the last S in the Cat. No. with a D, i.e. WCBLZEROS would become WCBLZEROD.

Numbers in Sequence on a Coloured Background



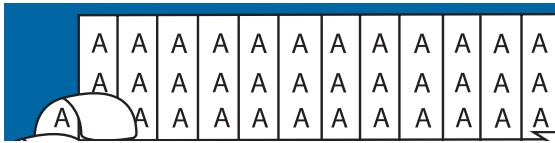
Cat. No.	Legend	Marker/Card	
		1-1/2 in. (38 mm)	3/4 in. (19 mm)*
On Black, Blanc Characters			
WCBK1 thru 33S	1–33	33	66
WCBK34 thru 66S	34–66		
WCBK67 thru 99S	67–99		
WCBK100 thru 124S	100–124	25	50
On Blue, Blanc Characters			
WCBL1 thru 33S	1–33	33	66
WCBL34 thru 66S	34–66		
WCBL67 thru 99S	67–99		
WCBL100 thru 124S	100–124	25	50
On Brown, Blanc Characters			
WCBR1 thru 33S	1–33	33	66
WCBR34 thru 66S	34–66		
WCBR67 thru 99S	67–99		
WCBR100 thru 124S	100–124	25	50
On Green, Blanc Characters			
WCGR1 thru 33S	1–33	33	66
WCGR34 thru 66S	34–66		
WCGR67 thru 99S	67–99		
WCGR100 thru 124S	100–124	25	50
On Red, Blanc Characters			
WCRD1 thru 33S	1–33	33	66
WCRD34 thru 66S	34–66		
WCRD67 thru 99S	67–99		
WCRD100 thru 124S	100–124	25	50
On Orange, Black Characters			
WCOR1 thru 33S	1–33	33	66
WCOR34 thru 66S	34–66		
WCOR67 thru 99S	67–99		
WCOR100 thru 124S	100–124	25	50
On Jaune, Black Characters			
WCYL1 thru 33S	1–33	33	66
WCYL34 thru 66S	34–66		
WCYL67 thru 99S	67–99		
WCYL100 thru 124S	100–124	25	50

Order in multiples of 25 cards.

*When 3/4 in. length markers are required, substitute the last S in the catalogue number with a D, i.e. WCBK1 thru 33S would become WCBK1 thru 33D.

Wire Marker Cards – Vinyl Cloth

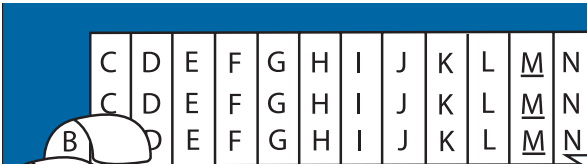
Solid Letters



Cat. No.	Legend	Marker/Card	
		1-1/2 in. (38 mm)	3/4 in. (19 mm)*
WCAS	A	36	72
WCBS...WCZS	B...Z		
WCLAS	a		
WCLBS...WCLZS	b...z		

Order in multiples of 25 cards. *When 3/4 in. length markers are required, substitute the last S in the catalogue number with a D, i.e. WCAS would become WCAD.

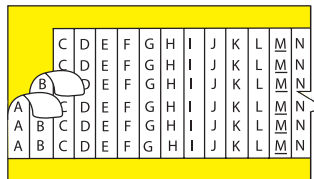
Letters in Sequence



Cat. No.	Legend	Marker/Card	
		1-1/2 in. (38 mm)	3/4 in. (19 mm)*
WCAZAJ	A thru Z plus A thru J	36	72
WCAZ09S	A thru Z plus 0 thru 9		
WCLAZAJ	a thru z plus a thru j		2

Order in multiples of 25 cards. *When 3/4 in. length markers are required, substitute the last S in the catalogue number with a D, i.e. WCAS would become WCAD.

Letters in Sequence on a Coloured Background



Cat. No.	Legend A-Z and A-J	Marker/Card	
		1-1/2 in. (38 mm)	3/4 in. (19 mm)*
WCBKA-ZS	Black (Blanc Legend)	36	72
WCBLA-ZS	Dark Blue (Blanc Legend)		
WCBRA-ZS	Brown (Blanc Legend)		
WCGRA-ZS	Dark Green (Blanc Legend)		
WCRDA-ZS	Red (Blanc Legend)		
WCORA-ZS	Orange (Black Legend)		
WCYLA-ZS	Jaune (Black Legend)		

Order in multiples of 25 cards. *When 3/4 in. length markers are required, substitute the last S in the catalogue number with a D, i.e. WCAS would become WCAD.

Solid Letters and Numbers

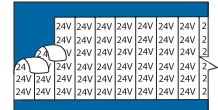


Cat. No.	Legend	Markers per Card	
		1-1/2 in. (38 mm)	3/4 in. (19 mm)*
WCA1S...WCA5S	A...A5	36	72
WCB1S...WCB5S	B1...B5		
WCC1S...WCC5S	C1...C5		
WCD1S...WCD5S	D1...D5		
WCE1S...WCE5S	E1...E5		
WCF1S...WCF4S	F1...F4		
WCG1S...WCG4S	G1...G4		
WCH1S...WCH5S	H1...H5		
WCJ1S...WCJ4S	J1...J4		
WCK1S...WCK4S	K1...K4		
WCL1S...WCL5S	L1...L5		
WCM1S...WCM5S	M1...M5		
WCP1S...WCP4S	P1...P4		
WCR1S...WCR5S	R1...R5		
WCS1S...WCS5S	S1...S5		
WCT0S...WCT9S	T0...T9		
WCT10S...WCT15S	T10...T15		
WCU1S...WCU2S	U1...U2		
WCV1S...WCV2S	V1...V2		
WCW1S...WCW2S	W1...W2		
WCX1S...WCX4S	X1...X4		
WCY1S...WCY4S	Y1...Y4		
WCZ1S...WCZ4S	Z1...Z4		

Order in multiples of 25 cards.

*When 3/4 in. length markers are required, substitute the last S in the catalogue number with a D, i.e. WC3VS would become WC3VD.

Voltage Markers



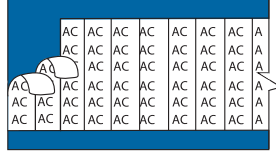
Cat. No.	Legend	Markers per Card	
		1-1/2 in. (38 mm)	3/4 in. (19 mm)*
WC3VS	3V	36	72
WC6VS	6V		
WC12VS	12V	25	50
WC24VS	24V		
WC110VS	110V	22	44
WC115VS	115V		
WC120VS	120V		
WC125VS	125V		
WC180VS	180V		
WC220VS	220V		
WC230VS	230V		
WC240VS	240V		
WC270VS	270V		
WC280VS	280V		
WC440VS	440V		
WC460VS	460V		
WC480VS	480V		

Order in multiples of 25 cards.

*When 3/4 in. length markers are required, substitute the last S in the catalogue number with a D, i.e. WC3VS would become WC3VD.

Wire Marker Cards – Vinyl Cloth

Solid – Miscellaneous Electrical Symbols




Cat. No.	Legend	Marker/Card	
		1-1/2 in. (38 mm)	3/4 in. (19 mm)*
WCPLSS	+	36	72
WCMINS	-		
WCAPLSS	A±		
WCAMINS	A-		
WCBPLSS	B+	25	50
WCBMINS	B-		
WCPOSS	POS		
WCNEGS	NEG		
WCPHS	Phase		
WCPHAS	Phase A		
WCPHBS	Phase B		
WCPHCS	Phase C	18	36
WC1PHS	1 Phase		
WC2PHS	2 Phase		
WC3PHS	3 Phase		
WCINS	IN	36	72
WCOUTS	OUT		
WCHOTS	HOT	25	50
WCGRDS	GRD		
WCNEUTS	NEUT	22	44
WCLINES	LINE		
WCLPLS	L+	25	50
WCLMIS	L-		
WCLOADS	LOAD	22	44
WCPUS	PU	36	72
WCGRCS	GRC		
WCGENS	GEN	25	50
WCACS	AC	36	72

Order in multiples of 25 cards.

*When 3/4 in. length markers are required, substitute the last S in the catalogue number with a D, i.e. WCPLSS would become WCPLSD.

Cat. No.	Legend	Marker/Card	
		1-1/2 in. (38 mm)	3/4 in. (19 mm)*
WCDCS	DC	36	72
WCCOMS	COMM	25	50
WCBATS	BAT		
WCBBS	BB		
WCCBS	CB	36	72
WCCTS	CT		
WCIGNS	IGN		
WCSIGS	SIG	25	50
WCSECS	SEC		
WCPSS	PS	36	72
WCPRIIS	PRI	25	50
WCPLS	PL		
WCTBS	TB	36	72
WCSSS	SS		
WCSPARES	SPARE	18	36
WCYSS	~		
WCGRSS	GRS	36	72
WCPES	PE		
WCPENS	PEN	25	50
WC1US	1U		
WC2US	2U		
WC1VS	1V	36	72
WC2VS	2V		
WC1WS	1W		
WC2WS	2W		

Solid Machine Tool Markers

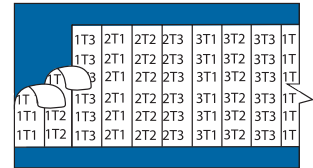


Cat. No.	Legend	Marker/Card	
		1-1/2 in. (38 mm)	3/4 in. (19 mm)*
WC1L1S	1L1		
WC1L2S	1L2		
WC1L3S	1L3		
WC2L1S	2L1		
WC2L2S	2L2		
WC2L3S...WC6L1S	2L3...6L1		
WC6L2S	6L2		
WC6L3S	6L3		
WC1T1S	1T1		
WC1T2S	1T2	25	50
WC1T3S	1T3		
WC2T1S	2T1		
WC2T2S	2T2		
WC2T3S...WC7T1S	2T3...7T1		
WC7T2S	7T2		
WC7T3S	7T3		
WCLL1S	LL1		
WCLL2S	LL2		
WCLL3S	LL3		

Order in multiples of 25 cards.

*When 3/4 in. length markers are required, substitute the last S in the catalogue number with a D, i.e. WC1L1S would become WC1L1D.

Machine Tool Markers in Sequence



Cat. No.	Legend	Markers per Card	
		1-1/2 in. (38 mm)	3/4 in. (19 mm)*
WC1T1-3T3S	1T1, 1T2, 1T3 2T1, 2T2, 2T3 3T1, 3T2, 3T3		
WC4T1-6T3S	4T1, 4T2, 4T3 5T1, 5T2, 5T3 6T1, 6T2, 6T3	27	54
WC7T1-9T3S	7T1, 7T2, 7T3 8T1, 8T2, 8T3 9T1, 9T2, 9T3		
WCLL1-LL3S	LL1, LL2, LL3		
WCA1-S2S	A1, A2, F1 F2, S1, S2	36	72


Order in multiples of 25 cards.

*When 3/4 in. length markers are required, substitute the last S in the catalogue number with a D, i.e. WC1T1-3T3S would become WC1T1-3T3D.

Wire Marker Cards – Vinyl Cloth

Mini Markers are used to identify smaller items such as terminal blocks and small wires

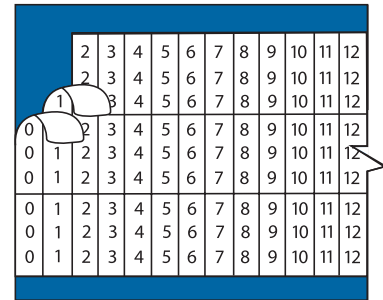
Terminal Block – Mini Markers



Cat. No.	Legend	Marker/Card Marker Size 5/16 in. x 3/16 in.
WC1 thru 48TM	1, 2 thru 48	144
WC49 thru 96TM	49, 50 thru 96	
WCA thru ZTM	A, B thru Z	

Order in multiples of 25 cards.
A thru Z Legend does not include "1" or "0".



Numbers in Sequence – Mini Markers



Cat. No.	Legend	Marker/Card 1/2 in. (13 mm)
WC0 thru 49MIN	0, 1...49	150
WC50 thru 99MIN	50, 51...99	
WC100 thru 132MIN	100, 101...132	
WC133 thru 165MIN WC463 thru 495MIN	133, 134...495	99

Order in multiples of 25 cards.
Quantity of each number per card: 3.

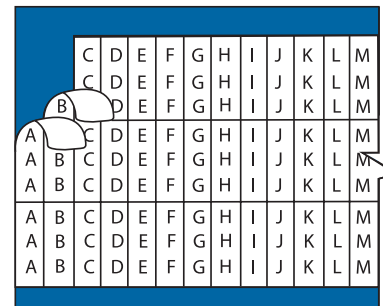
Solid Numbers and Solid Letters – Mini Markers



Cat. No.	Legend	Marker/Card 1/2 in. (13 mm)
Solid Numbers		
WCZEROMIN...WC99MIN	0, 1, ...99	150
WC100MIN...WC250MIN	100, 101...250	99
Solid Letters		
WCAMIN	A	150
WCBMIN...WCZMIN	B, C...Z	

Order in multiples of 25 cards.

Letters in Sequence – Mini Markers



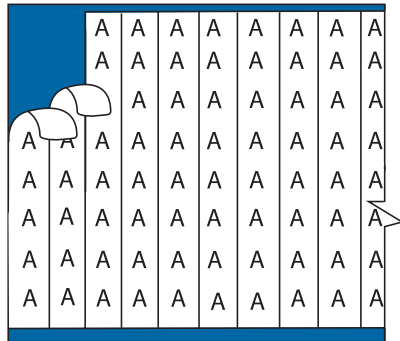
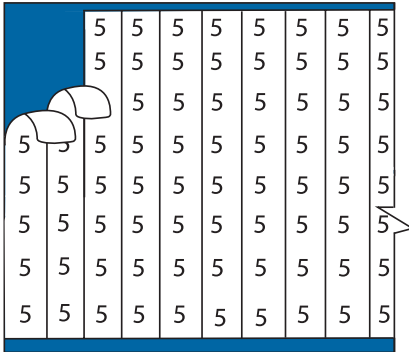
Cat. No.	Legend	Marker/Card 1/2 in. (13 mm)
WCAZMIN	A, B...Z	156

Order in multiples of 25 cards.

Wire Marker Cards – Vinyl Cloth

Cable markers are used to identify large conductors, electrical cables and tubing for hydraulic systems!

Solid Numbers and Solid Letters – Cable Markers




Cat. No.	Legend	Marker/Card	
		3-1/2 in. (89 mm)	1-3/4 in. (45 mm)*
Solid Letters			
WCCMAS	A	18	36
WCCMBS	B		
WCCMCS	C		
WCCMDS	D		
WCCMES	E		
WCCMFS	F		
WCCMNS	N		
Solid Numbers			
WCCMOS	0	18	36
WCCM1S, WCCM2S...WCCM9S	1, 2...9		

Order in multiples of 25 cards.

*When 1-3/4 in. length markers are required, substitute the last S in the catalogue number with a D, i.e. WCCMAS would become WCCMAD.

Numbers or Letters in Sequence – Cable Markers



Cat. No.	Legend	Marker/Card	
		3-1/2 in. (89 mm)	1-3/4 in. (45 mm)*
WCCM01-09S	01 thru 09	2	4
WCCM1-9S	1 thru 9		
WCCM1-18S	1 thru 18		
WCCM19-36S	19 thru 36	1	2
WCCM37-54S	37 thru 54		
WCCM55-72S	55 thru 72		
WCCM73-90S	73 thru 90		
WCCM91-99S	91 thru 99		
WCCMA-IS	A thru I		
WCCMJ-RS	J thru R		
WCCMS-ZS	S thru Z		

Order in multiples of 25 cards.

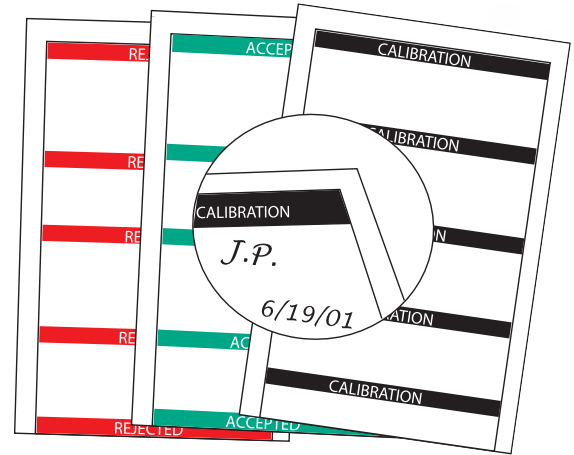
*When 1-3/4 in. length markers are required, substitute the last S in the catalogue number with a D, i.e. WCCM01-09S would become WCCM01-09D.

Wire Marker Cards – Vinyl Cloth

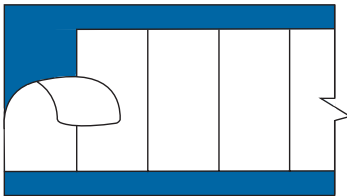
Maintenance and Production Label Cards

Cat. No.	Wording	Blanc on Coloured Background	Labels per Card	Label Grandeur W x L (in.)
WCMP5	Accepted	Green	14	1-1/2 x 5/8
WCMP1	Calibrated	Black		
WCMP26	Calibration	Green		
WCMP2	Certification	Black		
WCMP18	Due For Inspection	Orange		
WCMP4	Rejected	Red		
WCMP25	Tested	Green		
WCMP75	Calibration	Green		

Order in multiples of 25 cards.



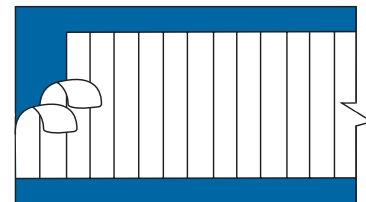
Blank Write-On Markers



Cat. No.	Marker Grandeur (in.)	Markers per Card
WCBW14X34D	1/4 x 3/4	72
WCBW14X112S	1/4 x 1-1/2	36
WCBW1132X112S	1-1/32 x 1-1/2	26
WCBW12X12D	1/2 x 1/2	54
WCBW12X112S	1/2 x 1-1/2	18
WCBW58X112S	5/8 x 1-1/2	14
WCBW34X12D	3/4 x 1/2	36
WCBW34X214S	3/4 x 2-1/2	12
WCBW1X112S	1 x 1-1/2	9
WCBW112X112S	1-1/2 x 1-1/2	6

Order in multiples of 25 cards.

Solid NEMA Colour Markers



Cat. No.	Couleur	Markers per Legend	
		1-1/2 in. (38 mm)	3/4 in. (19 mm)*
WCBLKS	Black	36	72
WCBLDS	Blue — Dark		
WCBLLS	Blue — Light		
WCBRNS	Brown		
WCGRYS	Grey		
WCDGRS	Green — Dark		
WCGRLS	Green — Light		
WCMARS	Maroon		
WCOLIS	Olive		
WCORAS	Orange		
WCPINS	Pink		
WCPURS	Purple		
WCREDS	Red		
WCTANS	Tan		
WCWHIS	Blanc		
WCYELS	Jaune		

Order in multiples of 25 cards.

*When 3/4 in. length markers are required, substitute the last S in the catalogue number with a D, i.e. WCBLKS would become WCBLKD.