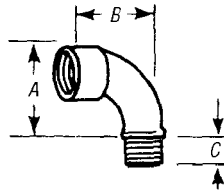


Couplings and Accessories

Smoothly rounded shoulders protect conductor insulation!

Bushed Elbows

- Non-insulated
- Malleable iron construction



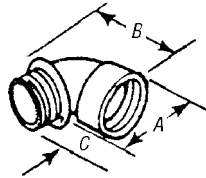
CAT. NO.	SIZE	DIMENSIONS (IN.)		
		A	B	C
460-TB	1/2"	1 1/8"	1 13/16"	5/8"
461TB	3/4"	1 1/2"	2 1/4"	3/4"
462	1"	1 13/16"	2 11/16"	3/4"
463	1 1/4"	2 1/4"	3 1/8"	3/4"

Available with DURA-PLATE® Finish. UL File No. E 23018. CSA File No. 2884

Integral insulation ensures a smooth bushing in every fitting!

Short Elbows — Nylon Insulated

- Malleable iron construction



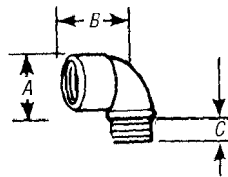
CAT. NO.	SIZE	DIMENSIONS (IN.)		
		A	B	C
4290	1/2"	1 1/32"	1 1/4"	1/2"
4291	3/4"	1 1/16"	1 1/16"	3/16"
4292	1"	1 23/32"	1 1/16"	1 1/16"
4293	1 1/4"	2 1/32"	2 1/16"	1 1/16"
4294	1 1/2"	2 13/32"	2 3/16"	1 1/16"
4295	2"	3"	2 3/16"	1 1/16"

Available with DURA-PLATE® Finish. Not UL or CSA.

For non-insulated applications.

Short Elbows

- Malleable iron construction

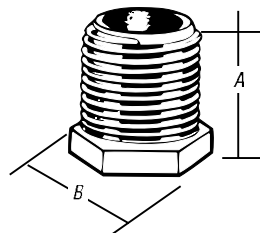


CAT. NO.	SIZE	DIMENSIONS (IN.)		
		A	B	C
4250	1/2"	1 1/16"	1 1/4"	1/16"
4251	3/4"	1 1/32"	1 1/16"	1/2"
4252	1"	1 13/16"	1 1/16"	3/8"
4253	1 1/4"	2 1/32"	2 1/16"	1 1/16"
4254	1 1/2"	2 1/16"	2 3/16"	1 1/16"
4255	2"	3 3/32"	2 3/16"	1 1/16"

Available with DURA-PLATE® Finish. U.L. File #E-23018 CSA File No. 589

Conduit Nipples

- Die-cast zinc
- 1" long

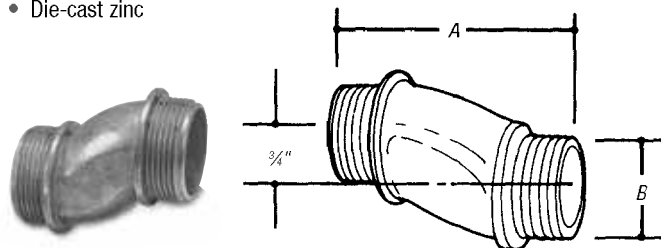


CAT. NO.	SIZE	DIMENSIONS (IN.)	
		A	B
HA-211	1/2"	1"	1 3/16"
HA-212	3/4"	1"	1 1/16"
HA-213	1"	1"	1 1/16"

UL File No. E-12/15 1/2" & 3/4" only

Offset Nipples

- Die-cast zinc



CAT. NO.	SIZE	DIMENSIONS (IN.)	
		A	B
HO-221	1/2"	2.60"	1.00"
HO-222	3/4"	2.62"	1.32"
HO-223	1"	2.68"	1.51"
HO-224	1 1/4"	2.85"	1.85"
HO-225	1 1/2"	2.88"	2.08"
HO-226	2"	3.19"	2.71"

*3/4" offset
UL File No. E-1275*

Couplings and Accessories

Threaded Erickson® Three-Piece Coupling

(For Threaded Rigid Metal Conduit and Intermediate Metal Conduit)



674 Series
675AL Series

Application

- To couple and effectively bond threaded ends of rigid metal conduit/intermediate metal conduit where neither length of conduit can be rotated

Features

- Malleable iron/steel/copper-free aluminum construction
- Free fitting threads ensure easy assembly
- Permits conduit coupling without rotating either conduit
- Provides rigid in-line coupling with high-quality grounding; will not loosen under vibration
- Suitable for concrete-tight application
- Capable of carrying ground fault currents up to 10,000 amps RMS (1/2" through 1 1/2" size) and up to 20,000 amps RMS (2" and above) (duration of fault current three cycles) (674 series tested)

Standard Material

674 Series

Bushing & Case..... Malleable Iron
Ring..... Steel & Malleable Iron

675AL Series

Bushing & Case..... Aluminum
Ring..... Aluminum

Standard Finish

674 Series: Electro Zinc Plated & Chromate Coated

675AL Series: Degreased

Range

3/8" thru 6" Conduit (malleable iron)

1/2" thru 6" Conduit (aluminum)

All straight pipe threads (NPS)

Listings/Compliances

UL 514B

CSA C22.2 No. 18

NEMA FB1

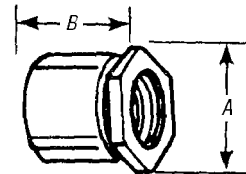
NFPA 70-1999 (ANSI)

Federal Specification A-A-50553

Federal Standard H-28 (Threads)

Raintight

With an ERICKSON® coupling, a conduit run may be completed when neither conduit can be turned. A conduit run may also be broken without taking down the whole run. Conduit joined with ERICKSON® Couplings is rigid and in line and vibration will not loosen the connections. Malleable iron.



CAT. NO.	ALUM.* CAT. NO.	SIZE	DIMENSIONS (IN.)	
			A	B
674	—	3/8"	1 1/8	1 1/8
675	675AL	1/2"	1 15/32	1 1/4
676	676AL	3/4"	1 1/8	1 13/32
677	677AL	1"	1 29/32	1 1/8
678	678AL	1 1/4"	2 3/8	1 13/16
679	679AL	1 1/2"	2 3/8	1 31/32
680TB	680AL	2"	3 3/32	2 3/32
681	681AL	2 1/2"	3 31/32	2 11/16
682	682AL	3"	4 1/16	2 29/32
683	683AL	3 1/2"	5	3
684	684AL	4"	5 1/2	3 3/16
685	685AL	4 1/2"	6 1/4	3 15/32
686	686AL	5"	6 29/32	3 3/4
687	687AL	6"	8	4 3/32

*Copper-Free Aluminum

UL Listed and CSA Certified concrete-tight.

UL File No. E-23018

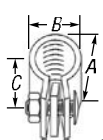
CSA File No. 2884

Split Couplings

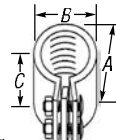
- Ideal for retrofit installations or in tight areas
- Fast installation
- Neoprene gasket provides a concrete-tight seal
- Joins threaded conduit even when the conduit can't rotate
- Approved for direct burial



T&B's Split Coupling is a simple method to join threaded conduits in retrofits or in snug areas. Available in 1/2" to 6".



1/2" and 3/4" furnished with one screw



1" and 6" furnished with two screws

Specifications

- Material: Malleable Iron
- Plating: Zinc Plated
- Gasket: Neoprene
- Standards: UL Standard 514B, NEMA FB-1

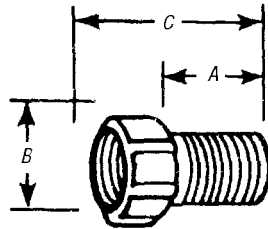
CAT. NO.	TRADE SIZE	DIMENSIONS (IN.)			WEIGHT PER 100
		A	B	C	
SPCP50	1/2"	2	1 1/4	1 1/4	34.4
SPCP75	3/4"	2 1/16	1 1/2	1 1/4	39.4
SPCP100	1"	2 3/8	1 13/16	1 1/8	60.0
SPCP125	1 1/4"	3 1/16	2 1/16	1 1/8	75.0
SPCP150	1 1/2"	3 3/16	2 1/16	1 15/16	112.5
SPCP200	2"	3 3/16	2 1/8	2	112.5
SPCP250	2 1/2"	4 3/16	3 1/16	3 1/16	275.0
SPCP300	3"	5 1/16	4 1/8	3 1/8	300.0
SPCP350	3 1/2"	6 1/16	4 13/16	3 1/4	425.0
SPCP400	4"	6 1/16	5 3/8	3 1/16	500.0
SPCP500	5"	8 1/16	6 3/16	3 3/8	900.0
SPCP600	6"	9 1/4	7 3/8	4 1/16	1,300.0

Couplings and Accessories

The ideal solution for applications requiring longer thread length!

Panel Connector Extensions

- Will combine with any fitting with a male thread
- Male thread of panel connector extension is 1" long
- Malleable iron construction



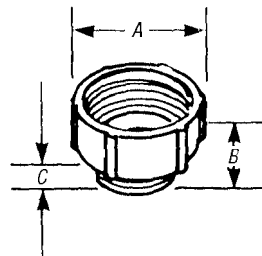
CAT. NO.	SIZE	DIMENSIONS (IN.)		
		A	B	C
1440	1/2"	1 1/4	1 1/32	1 1/8
1441	3/4"	1 3/8	1 11/32	2
1442	1"	1 1/4	1 1/32	1 15/16
1443	1 1/4"	1 1/4	1 1/16	1 1/8

UL File No. E-23018

CSA File No. 2884

Adapt an outlet hole to the next larger size of conduit!

Male Enlargers*



- Built-in bushing covers rough ends of conduit
- Malleable iron construction



CAT. NO.	SIZE	DIMENSIONS (IN.)		
		A	B	C
1245	1/2" to 3/4"	1 3/32	1 1/16	1/2
1246	3/4" to 1"	1 1/16	1 1/4	15/32
1244	1" to 1 1/4"	2 1/16	1 11/32	1/2
1247	1 1/4" to 1 1/2"	2 1/16	1 3/8	9/16

* All items shown in this chart are suitable for use in hazardous locations where general purpose equipment is specifically permitted by the NEC; Class I, Div. 2; Class II, Div. 1 & 2; Class III, Div. 1 & 2, NEC 501-4(b); 502-4(a)(b); 503-3(a)(b). Available with DURA-PLATE® Finish.

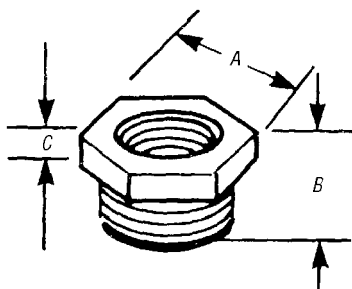
UL File No. E-23018

CSA File No. 2884

Adapt any outlet to the next smaller size of conduit!

Female Reducers*

- Hex shoulder for easy wrench tightening
- Malleable iron construction



CAT. NO.	SIZE	DIMENSIONS (IN.)		
		A	B	C
1250-TB	3/4" to 1/2"	1 1/8	3/8	3/16
1261	1" to 1/2"	1 1/16	2 1/32	3/16
1251	1" to 3/4"	1 3/8	1 1/16	3/16
1262	1 1/4" to 1/2"	1 3/16	2 3/32	3/16
1263	1 1/4" to 3/4"	1 3/16	2 3/32	3/16
1252	1 1/4" to 1"	1 3/4	2 3/32	1/32
1253	1 1/2" to 1 1/4"	2	1 3/16	1/4
1254	2" to 1 1/2"	2 3/8	1 3/16	9/32
1255	2 1/2" to 2"	3	1 1/4	3/8
1256	3" to 2 1/2"	3 3/8	1 1/2	1/2
1257	3 1/2" to 3"	4 1/8	1 3/16	1/2
1258	4" to 3 1/2"	4 3/8	1 3/16	1/2

* All items shown in this chart are suitable for use in hazardous locations where general purpose equipment is specifically permitted by the NEC; Class I, Div. 2; Class II, Div. 1 & 2; Class III, Div. 1 & 2, NEC 501-4(b); 502-4(a)(b); 503-3(a)(b).

Available with DURA-PLATE® Finish. UL File No. E-23018 CSA File No. 2884