

# Sunmodule<sup>+</sup> SW 270 mono / 2.5 Frame



TUV Power controlled:  
Lowest measuring tolerance in industry



Sunmodule Plus:  
Positive performance tolerance



25-year linear performance warranty and  
10-year product warranty

## World-class quality

Fully-automated production lines and seamless monitoring of the process and material ensure the quality that the company sets as its benchmark for its sites worldwide.

## SolarWorld Plus-Sorting

Plus-Sorting guarantees highest system efficiency. SolarWorld only delivers modules that have greater than or equal to the nameplate rated power.

## 25 years linear performance guarantee and extension of product warranty to 10 years

SolarWorld guarantees a maximum performance degression of 0.7% p.a. in the course of 25 years, a significant added value compared to the two-phase warranties common in the industry. In addition, SolarWorld is offering a product warranty, which has been extended to 10 years.\*

\*in accordance with the applicable SolarWorld Limited Warranty at purchase.  
[www.solarworld.com/warranty](http://www.solarworld.com/warranty)



- Qualified, IEC 61215
- Safety tested, IEC 61730
- Periodic Inspection



# Sunmodule<sup>+</sup> SW 270 mono / 2.5 Frame

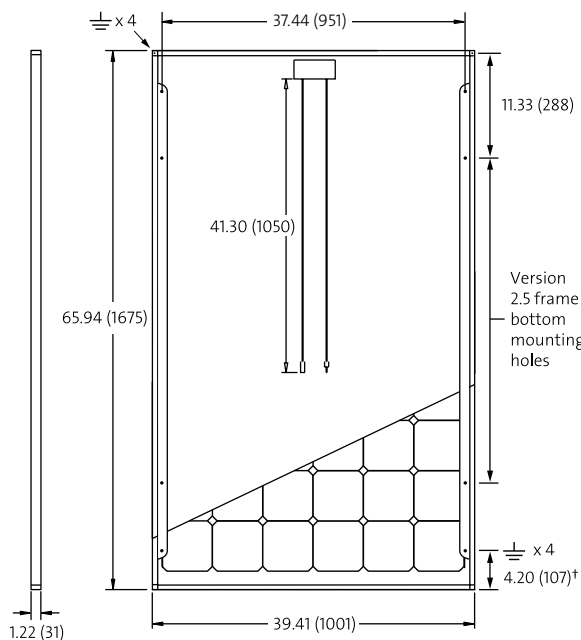
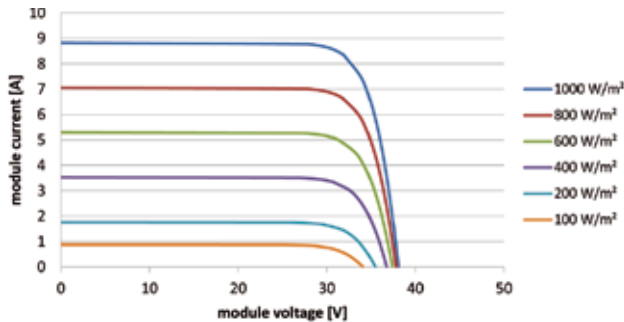
## PERFORMANCE UNDER STANDARD TEST CONDITIONS (STC)\*

Maximum power	$P_{max}$	270 Wp
Open circuit voltage	$V_{oc}$	38.3 V
Maximum power point voltage	$V_{mpp}$	32.1 V
Short circuit current	$I_{sc}$	8.90 A
Maximum power point current	$I_{mpp}$	8.42 A

\*STC: 1000 W/m<sup>2</sup>, 25°C, AM 1.5

## THERMAL CHARACTERISTICS

NOCT	46 °C
TC $I_{sc}$	0.004 %/K
TC $V_{oc}$	-0.30 %/K
TC $P_{mpp}$	-0.45 %/K
Operating temperature	-40°C to 85°C



## PERFORMANCE AT 800 W/m<sup>2</sup>, NOCT, AM 1.5

Maximum power	$P_{max}$	194.9 Wp
Open circuit voltage	$V_{oc}$	34.5 V
Maximum power point voltage	$V_{mpp}$	28.9 V
Short circuit current	$I_{sc}$	7.19 A
Maximum power point current	$I_{mpp}$	6.74 A

Minor reduction in efficiency under partial load conditions at 25°C: at 200 W/m<sup>2</sup>, 95% (+/-3%) of the STC efficiency (1000 W/m<sup>2</sup>) is achieved.

## COMPONENT MATERIALS

Cells per module	60
Cell type	Mono crystalline
Cell dimensions	6.14 in x 6.14 in (156 mm x 156 mm)
Front	Tempered glass (EN 12150)
Frame	Clear anodized aluminum
Weight	46.7 lbs (21.2 kg)

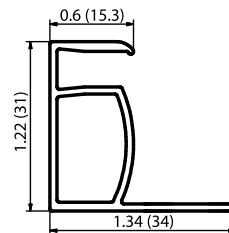
## SYSTEM INTEGRATION PARAMETERS

Maximum system voltage SC II	1000 V	
Max. system voltage USA NEC	600 V	
Maximum reverse current	16 A	
Number of bypass diodes	3	
UL Design Loads*	Two rail system	113 psf downward 64 psf upward
UL Design Loads*	Three rail system	170 psf downward 64 psf upward
IEC Design Loads*	Two rail system	113 psf downward 50 psf upward

\* Please refer to the Sunmodule installation instructions for the details associated with these load cases.

## ADDITIONAL DATA

Power sorting <sup>1</sup>	-0 Wp / +5 Wp
J-Box	IP65
Connector	MC4
Module efficiency	16.10 %
Fire rating (UL 790)	Class C



### VERSION 2.5 FRAME

- Compatible with both "Top-Down" and "Bottom" mounting methods
- ⚡ Grounding Locations:
  - 4 corners of the frame
  - 4 locations along the length of the module in the extended flange<sup>†</sup>

**NEW!**

Black & Veatch validated PAN files now available. Ask your account manager for more information.

<sup>1</sup>) Measuring tolerance traceable to TUV Rheinland: +/- 2% (TUV Power Controlled). All units provided are imperial. SI units provided in parentheses.