
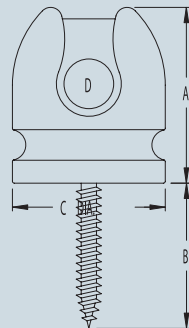


Electrical Construction Supplies

Wireholders

All - Porcelain Type

All Porcelain Wireholders are the most popular type and usually the most economical. The mounting screw has a special head which is leaded into a grooved hole in the base of the wireholder. Great strength is due to dense homogeneous porcelain and good design. Available in handy "Ten Pak"*.




Cat. No.	Style	Screw	A (inches)	B (inches)	C (inches)	D (inches)	Std. Pkg.	Wt. per 100
1929	1929	Cad. Plated	3	2 1/4	2	5/8 x 3/4	50	68
* 1929-10	1929	Cad. Plated	3	2 1/4	2	5/8 x 3/4	50/10	68
1939	1929	Hot Galv.	3	2 1/4	2	5/8 x 3/4	50	68
1943	1929	Hot Galv.	3	3	2	5/8 x 3/4	50	70
1940	1940	Hot Galv.	3 3/8	2 1/4	2 5/8	7/8 x 1	25	125
1941	1941	Hot Galv.	3 1/16	2 1/4	2 1/2	13/16	50	95
1946	1941	Hot Galv.	3 1/16	3	2 1/2	13/16	50	97
1933	1933	Cad. Plated	2	1 11/16	1 3/8	1/2	100	26
* 1933-10	1933	Cad. Plated	2	1 11/16	1 3/8	1/2	100/10	26

Reinforced Type

Reinforced Wireholders are for use where greatest physical strength is required.

Should the porcelain be broken the conductor still cannot fall. Available in handy "Ten Pak"*.



Cat. No.	Style	Screw	A (inches)	B (inches)	C (inches)	D (inches)	Std. Pkg.	Wt. per 100
1986	1986	Hot Galv.	3 3/32	2 1/4	1 7/8 x 2	7/8 x 1	50	72
* 1986-10	1986	Hot Galv.	3 3/32	2 1/4	1 7/8 x 2	7/8 x 1	50/10	72
1987	1986	Hot Galv.	3 3/32	3	1 7/8 x 2	7/8 x 1	50	76
1988	1986	Hot Galv.	3 3/32	4	1 7/8 x 2	7/8 x 1	25	84
1996	1986	Bolt & Nut	3 3/32	3/8 x 5	1 7/8 x 2	7/8 x 1	25	88
1997	1986	Toggle Bolt	3 3/32	3/8 x 5	1 7/8 x 2	7/8 x 1	25	88

* Standard insulator glaze "Skyline" ANSI-70, Munsell 5 BG 7.0/0.4. Brown or white glaze available on special order; add suffix "B" to catalog number for brown glaze or "W" for white glaze.