



Shaft Extension Kit



Door Interlock Plate KZ32



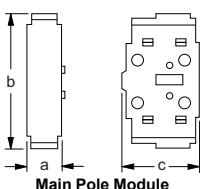
Add-On Contact Module



Terminal Shroud for Main Switch VZ8



Terminal Shroud for Auxiliary Contact VZ29



Main Pole Module

Mini-Vario and Vario™ Accessories

Table 8.18: Door Mounting Switch Body Dimensions

Switch Type	Dimensions						Weight Approx. lbs.
	a		b		c		
	in.	mm	in.	mm	in.	mm	
V02 to V2 [11]	2.83	72	2.17	55	2.91	74	0.44
V02 to V2	2.36	60	2.17	55	2.91	74	0.44
V3 to V4	2.56	65	2.36	60	3.27	83	1.10
V5 to V6	3.54	90	3.54	90	4.92	125	2.00

Table 8.19: Shaft Extension and Door Interlock

Switch Type	Maximum Panel Depth		Shaft Extension Kit	Door Interlock Plate	Door Mounting Plate
	in.	mm			
V02 to V2	13.0	330	VZ17	KZ32	KZ83
V3, V4	12.6	320	VZ18	KZ74	KZ81
V5, V6	13.8	351	VZ18	KZ74	KZ81
V02 to V2	16.9	429	VZ30	KZ32	KZ83
V3, V4	16.5	419	VZ31	KZ74	KZ81
V5, V6	17.7	450	VZ31	KZ74	KZ81

Table 8.20: Accessories

Switch Type	Line Side Terminal Shroud For Main Switch	Terminal Shroud for Add-on Power Pole	Terminal Shroud for Auxiliary Contact
V02 to V2	VZ8	VZ26	VZ29
V3, V4	VZ9	VZ27	VZ29
V5, V6	VZ10	VZ28	VZ29

Table 8.21: Add-On Contact Modules

Switch Type	Main Pole Module	Main Pole	Ampere Rating UL/IEC	Auxiliary Contacts	
				1 N.O. & 1 N.C. [12]	2 N.O.
V02	VZ02	VZ02	10/12	VZ7 [13]	VZ20 [13]
V01	VZ01	VZ01	16/20		
V0	VZ0	VZ0	20/25		
V1	VZ1	VZ1	20/32		
V2	VZ2	VZ2	25/40		
V3	VZ3	VZ3	45/63		
V4	VZ4	VZ4	63/80		
V5	—	—	—		
V6	—	—	—		

Table 8.22: Add-On Contact Modules

Switch Type	Neutral Modules Early Make/Late Break	Grounding Module	Auxiliary Contacts	
	Catalog No.	Catalog No.	Catalog No.	Description
V02-V2	VZ11	VZ14	VZ7	1 Late Make N.O. & 1 Early Break N.C.
V3-V4	VZ12	VZ15	VZ20	2 N.O. Contacts
V5-V6	VZ13	VZ16	—	—

Table 8.23: Labeling Accessories

Nameplate Holder with Nameplate		Nameplate Holder Only	Nameplate Only	
Size	Catalog No.	Catalog No.	Use With	Catalog No.
45 x 45 mm	KZ13	KZ14	KZ14	KZ76
60 x 60 mm	KZ15	KZ16	KZ16	KZ77
90 x 90 mm	KZ103	KZ101	KZ1010	KZ100

Table 8.24: Shrouds

Switch Type	3-Pole Shroud	Single-Pole Shroud	
	Catalog No.	For Add-On Power Pole	Catalog No.
V02-V2	VZ8	VZ02-VZ2, VZ11 & VZ14	VZ26
V3-V4	VZ9	VZ23, VZ4, VZ12 & VZ15	VZ27
V5-V6	VZ10	VZ13 & VZ16	VZ28
—	—	For 2-Pole Aux. Contact	VZ29

Table 8.25: Main Pole Module Dimensions

Switch Type	Dimensions						Weight Approx. lbs.
	a		b		c		
	in.	mm	in.	mm	in.	mm	
V02 to V22	0.63	16	2.9	74	1.38	35	0.10
VZ3 to VZ4	0.79	20	3.3	83	1.80	46	0.22

[11] Dimensions for single-hole mounting.
[12] Early Break, Late Make.
[13] Auxiliary contacts are rated UL/IEC 10/12 A.