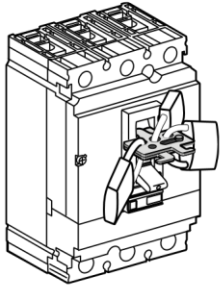
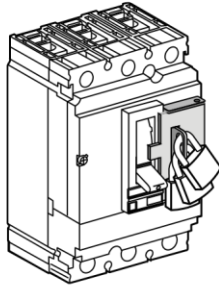


Locks, Installation Accessories, and Rear Connectors



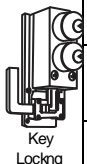
Removable Padlock Attachment



Fixed Padlock Attachment

Table 7.106: Locks, Interlocking

| Device | Description | Factory Install | Field- | Factory Install | Field- | Factory Install | Field Install | Field- | Factory Install | Field- | Factory Install | Field- | |
|------------------------------|---|--------------------|-------------------------------|--------------------|----------------------|--------------------|---------------|----------------------|------------------------|----------------------|--------------------|----------------------|---|
| | | ed Cat. No. Suffix | Installable Cat. No. | ed Cat. No. Suffix | Installable Cat. No. | ed Cat. No. Suffix | ed Cat. No. | Installable Cat. No. | ed Cat. No. Suffix | Installable Cat. No. | ed Cat. No. Suffix | Installable Cat. No. | |
| Handle Padlocking Device | Removable (lock OFF only) | — | S29370 | — | S29370 | — | — | S29370 | — | S44936 | — | S33996 | |
| | Fixed (lock OFF or ON) | YP | LV426905 LV426907 (I-Line) | YP | S29371 | YP | QBPA | S32631 | YP | S32631 | YP | S32631 | |
| | Fixed (lock OFF only) ^[9] | YQ | LV426906 LV426908 (I-Line) | YQ | S37422 | YQ | QBPAF | NJPAF | YQ | MPRPAF | YQ | MPRPAF | |
| | Fixed (lock OFF only)—2P | — | — | YQ | H2PHL A | YQ | — | — | — | — | — | — | |
| Interlocking (Not UL listed) | Mechanical for circuit breakers with rotary handles ^[9] | — | — | — | S29369 | — | — | S32621 | — | S33890 | — | — | |
| | Mechanical for circuit breakers with toggles ^[9] | — | — | — | S29354 | — | QBMIK | S32614 | — | — | — | — | |
| Key Locking | Provision only, vertical mount, 1 or 2 locks | Kirk | — | — | — | — | — | — | JA | — | — | — | |
| | Provisions only, vertical mounting one key interlock including padlock provision, open position only. | Kirk | — | — | — | — | — | — | JE ^{[10][11]} | — | JE ^[11] | — | |
| | Provision only, horizontal mount 1 lock, M- and P-frame 1 or 2 locks, R-frame | Kirk | — | — | — | — | — | — | — | JK | — | JK | — |
| | | Ronis | — | — | — | — | — | — | — | JB ^[12] | — | JB | — |
| | | Profalux | — | — | — | — | — | — | — | JD ^[12] | — | JD | — |
| | Provision and 1 lock, vertical mount | Kirk | — | — | — | — | — | — | JG | — | — | — | |
| Provision and 1 lock | Kirk | — | — | — | — | — | — | — | JL | — | JL | — | |
| | Ronis | — | — | — | — | — | — | — | JC ^[12] | — | JC | — | |



Key Locking

| | | | | | | | | | | | | |
|---|----------|---|---|---|---|---|---|---|---------|---|----|---|
| horizontal mount | Profalux | — | — | — | — | — | — | — | JF [12] | — | JF | — |
| Provision and 2 locks keyed alike | Kirk | — | — | — | — | — | — | — | JN | — | JN | — |
| Provision and 2 locks keyed differently | Kirk | — | — | — | — | — | — | — | JP | — | JP | — |

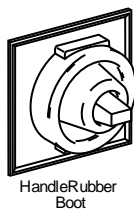


Table 7.107: Installation Accessories for B-, H-, J-, and L-Frame Circuit Breakers

| Front Panel Escutcheon for Toggle Breakers | — | S29315 | 32556 |
|--|----------|--------|---------|
| Front Panel Escutcheon for Rotary Handle, Motor Operator, or extended escutcheon | — | S29317 | S32558 |
| Phase Barriers (set of 6) | LV426920 | S29329 | 32570 |
| Handle Rubber Boot[13] | — | S29319 | S32560 |
| Sealing Accessories (for front cover screws) | S29375 | S29375 | S29375 |
| DIN rail mounting kit (requires 15 mm depth on a 35 mm DIN rail)[13] | Standard | S29305 | — |
| DIN rail adapter | Standard | — | — |
| Handle Extensions (set of 5) | — | S29313 | S432553 |
| Rear Insulation Kit (2P) | LV426921 | — | — |
| Rear Insulation Kit (3P) | LV426922 | — | — |
| Rear Insulation Kit (4P) | LV426923 | — | — |
| Terminal Extensions-Spreaders (3P) | LV426940 | — | — |
| Terminal Extensions-Spreaders (4P) | LV426941 | — | — |
| 5 N-m Torque Limiting Bit, Set of 6 | LV426992 | — | — |
| 5 N-m Torque Limiting Bit, Set of 8 | LV426993 | — | — |
| 9 N-m Torque Limiting Bit, Set of 6 | LV426990 | — | — |
| 9 N-m Torque Limiting Bit, Set of 8 | LV426991 | — | — |

[9] Not available in M frame or HD and HG 2P modules.

[10] Not available on M-frame.

[11] Not available on I-Line.

[12] Not available for M, P or P frame drawout. Only available on P frame electronic.

[13] Not available in HD and HG 2P modules.

