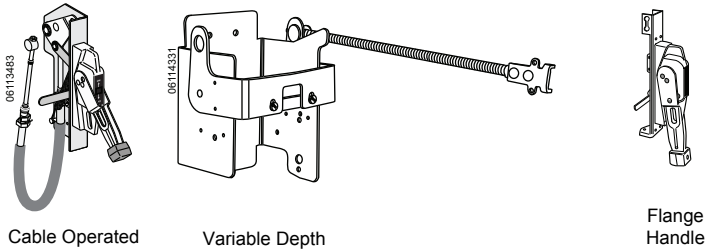
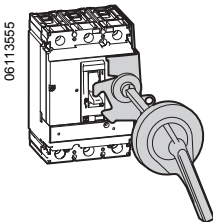
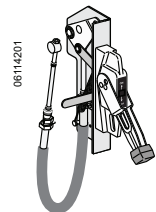
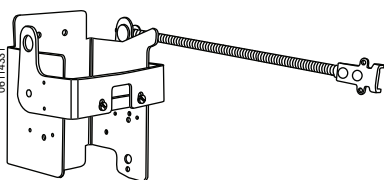


Class 9422 flange mounted operating mechanisms are available in two distinct styles: variable depth or cable operated. The handle operating mechanisms have the capability of accepting 1 to 3 padlock attachments to meet Lockout/Tagout requirements to insure safety compliance. The bracket mounted operators remain connected to the circuit breaker at all times. The units are designed for installation flexibility for variable depth applications and are field convertible to meet both right and left flanged mounted requirements. Cable operated mechanisms provide maximum installation flexibility for tall and/or deep enclosures. Cables come with terminations already installed on both ends to save on installation time and are available in 36, 60, 84, and 120 inch lengths.



**Table 6: Handle Operators (Complete Kits)**

Operator Style	NEMA Ratings	Operator Type	Advantages	Versions Available	Circuit Breakers	Mounting Depth	Part Number
 <p>NEMA Class 9421</p>	1, 3R, 12	Door Mounted Rotary Handle	Robust and cost effective solution for a door mounted disconnect	Complete kit with 6-in. (15.2 mm) handle <sup>1</sup>	H and J	(Short shaft) 5.5–10.75 in. (14–27.3 cm)	9421LJ1
						(Long shaft) 5.5–21.4 in. (14–54.3 cm)	9421LJ4
	1, 3R, 12			L	(Short shaft) 7.25–12.1 in. (18.4–30.7 cm)	9421LD1	
	(Long shaft) 7.25–22.6 in. (18.4–57.4 cm)	9421LD4					
	1, 3R, 12			Complete kit with 8-in. (20.3 cm) handle <sup>1</sup>	M and P	(Short shaft) 7.2–11.6 in. (18.3–29.5 cm)	9421LW1
						(Long shaft) 7.2–22.25 (18.3–56.5 cm)	9421LW4
 <p>NEMA Class 9422</p>	1, 3, 3R, 4, 4X	Cable Operated	Ideal for tall, deep enclosures where placement flexibility is required	Operating mechanism only, handle ordered separately	H and J	Cable: 36 in. (91.4 cm)	9422CSF30 <sup>2</sup>
						Cable: 60 in. (152.4 cm)	9422CSF50 <sup>2</sup>
						Cable: 84 in. (213.4 cm)	9422CSF70 <sup>2</sup>
						Cable: 120 in. (304.8 cm)	9422CSF10 <sup>2</sup>
					L	Cable: 36 in. (91.4 cm)	9422CSJ30 <sup>2</sup>
						Cable: 60 in. (152.4 cm)	9422CSJ50 <sup>2</sup>
						Cable: 120 in. (304.8 cm)	9422CSJ10 <sup>2</sup>
					M and P	Cable: 36 in. (91.4 cm)	9422CMP30 <sup>2</sup>
						Cable: 50 in. (127 cm)	9422CMP50 <sup>2</sup>
	Cable: 120 in. (304.8 cm)	9422CMP10 <sup>2</sup>					
 <p>NEMA Class 9422</p>	1, 3, 3R, 4, 4X	Variable Depth	For custom-built enclosures where right or left-hand actuation is important	Operating mechanism only, handle ordered separately	H and J	5.88–17.75 in. (14.9–45.1 cm)	9422RQ1 <sup>2</sup>
					L	9.00–17.75 in. (22.9–45.1 cm)	9422RS1 <sup>2</sup>
					M and P	9.00–18.38 in. (22.9–46.7 cm)	9422RM1 <sup>2</sup>

Continued on next page