

GUA Style Conduit Outlet Boxes

Catalog Number: PRGUAC16
 UPC: 784011205837

Description

1/2 Inch GUAC Outlet Box w/ Alum Cover (3" Open)

PVC coated GUA series conduit outlet boxes are installed in hazardous location conduit systems to serve as pull and splice boxes, to change the direction of a conduit run, to connect runs of conduit, or to provide access to conductors. Electrical continuity of the conduit system is maintained across assembled joints.

Application

- Installed in hazardous location to serve as pull and splice boxes, to change the direction of a conduit run, to connect runs of conduit, or to provide access to conductors

Features

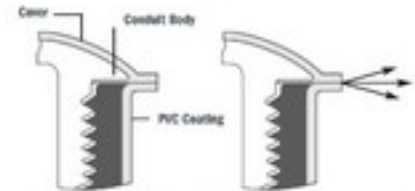
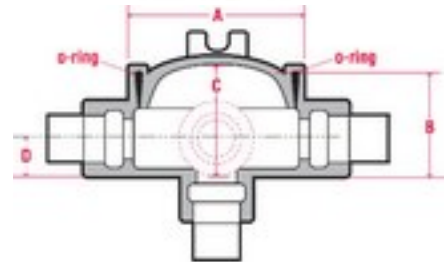
- 40 mil gray PVC exterior coating
- 2 mil red urethane interior coating
- Trade sizes from 1/2" through 2" in various styles and configurations
- Sealing sleeves on all conduit openings
- Neoprene O-ring is standard
- Molded-in PVC seal preserves venting characteristics of fitting but seals out corrosives
- Standard material is a cast iron alloy body with a copper-free aluminum cover. Consult Factory for availability of cast iron covers
- Internal green grounding screw is standard

General

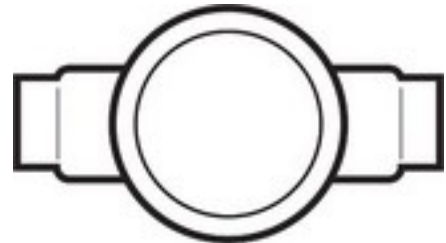
Body Material:	FERROUS METAL
Cover Material:	Aluminum
Exterior Finish:	A nominal .040 inch (40 mil) gray PVC coating
Interior Finish:	A nominal .002 inch (2 mil) red urethane
Cover Seal:	Standard neoprene O-ring
PVC Seal:	Molded-in PVC seal preserves venting characteristics but seals out corrosives
Grounding:	Internal green grounding screw

Dimensions

Cover Opening (Inches)	3
Dimension A (Inches)	3.58
Dimension B (Inches)	2.04
Dimension C (Inches)	1.88
Dimension D (Inches)	0.67
Nominal Weight (Pounds)	2



An integral PVC gasket on GUA type fittings preserves the venting characteristics of the uncoated fitting but prevents corrosive liquids from entering from the outside.





GUA Style Conduit Outlet Boxes

Catalog Number: PRGUAC16
UPC: 784011205837

Technical / Specification Documents

Specification Guide (1995 Master)	AVAILABLE ON WEBSITE
Specification Guide (2004 Master)	AVAILABLE ON WEBSITE
Installer Certification and Tools	AVAILABLE ON WEBSITE
Chemical Resistance Charts	AVAILABLE ON WEBSITE
Performance Specifications	AVAILABLE ON WEBSITE

Standards

UL 514A, 514D:	E231035
CSA:	C22.2 No. 18, C22.2 No. 42
NEC/CEC:	Class I, Division 1 & 2, Groups C, D
NEC/CEC:	Class II, Division 1, Groups E, F, G
NEC/CEC:	Class II, Division 2, Groups F, G
NEC/CEC:	Class III
ANSI Standard:	C-33.27
NEMA/EEMAC:	Type 3, Type 4