

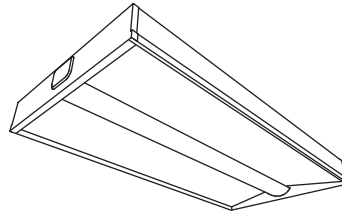
PureFX®



Recessed

2'x4'

3 T8



Project Name

Spec Type

Notes

Order Guide

Some combinations of product options may not be available. Consult factory for assistance with your specification.

9424			T332	-		-		-		-	
Product Series & Size	Version	Configuration	Lamping	Housing	Wiring	Voltage	Ballast				
PureFX 2'x4'	D1 Standard T-Grid D2 Slot T-Grid A1 Air Return on Standard T-Grid A2 Air Return on Slot T-Grid	ST Standalone CR Continuous Row CMS Continuous Row Master/Satellite	3 T8 (32W)	S Standard (22ga.) N New York (20ga.) C Chicago Plenum T Standard w/ Frame Restraint	1 1 cct 2 2 cct 5 1 cct w/ Battery Pack 7 1 cct Dimming	1 120V 2 277V 3 347V	E Standard Ballast				
	See details on next page				Consult website for complete list of standard wiring options		Consult website for ballast manufacturer information				

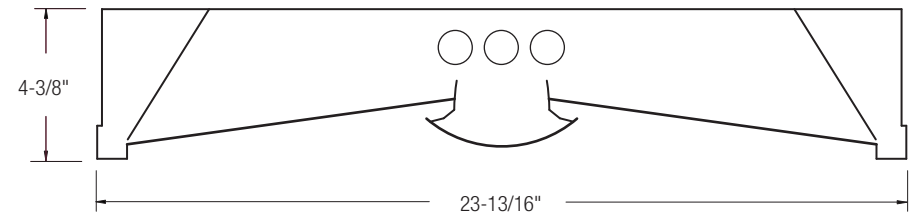
Upgrades & Accessories

Please indicate with check mark.

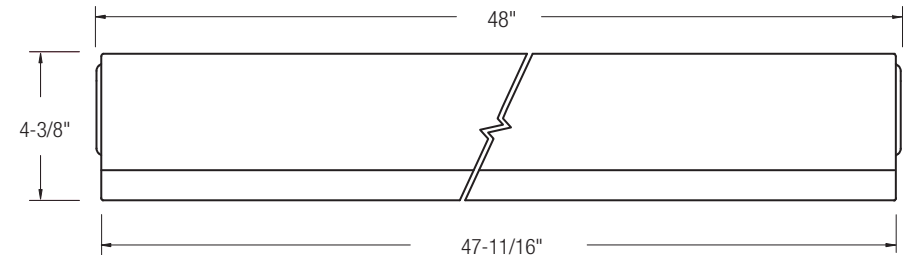
<input type="checkbox"/> Lamps Included	<input type="checkbox"/> Lamps Included & Installed
<input type="checkbox"/> Job Pack	<input type="checkbox"/> Flex Whip
<input type="checkbox"/> Drywall Kit	Can be mounted to wood frame or with hanger wire
<input type="checkbox"/> Response Daylight	

For details visit www.ledalite.com/response

Cross Section

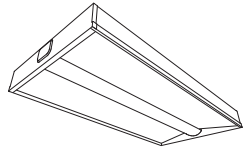


Side View



PureFX®

Recessed
2'x4'
3 TB



Photometry

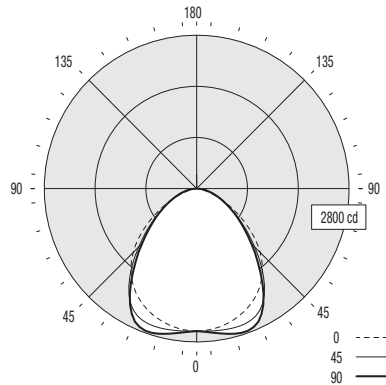
Report Summary

Report # 9900139
Filename 9424D1T332.ies
Efficiency 72.2%

Spacing Criteria 1.28 @ 0° along
1.32 @ 90° across

Candela Distribution

Vertical Angle	Horizontal Angle					Zonal Lumens
	0	22.5	45	67.5	90	
0	2604	2604	2604	2604	2604	254
5	2590	2599	2613	2628	2635	744
15	2502	2549	2633	2714	2744	1164
25	2335	2424	2569	2664	2684	1331
35	2066	2147	2174	2154	2107	1178
45	1650	1617	1506	1455	1417	869
55	1085	1021	936	922	909	538
65	550	550	523	538	532	257
75	182	216	243	269	269	58
85	19	38	57	63	56	0
90	0	0	0	0	0	0



Coefficients of Utilization (%)

Ceiling: Wall:	80				70				50				0				
	70	50	30	10	70	50	30	10	70	50	30	10	70	50	30	10	
0 RCR	86	86	86	86	84	84	84	80	80	80	80	72	72	72	72	68	62
1	79	76	74	71	77	75	72	72	70	68	62	57	53	53	53	49	46
2	73	68	63	59	71	66	62	64	60	57	53	49	46	46	43	40	35
3	67	60	55	51	65	59	54	57	53	49	46	43	40	37	33	31	28
4	62	54	48	44	60	53	47	51	46	43	40	37	35	31	28	25	22
5	57	48	42	38	56	48	42	46	41	37	35	31	28	25	22	20	18
6	53	44	38	33	52	43	37	42	37	33	31	28	25	22	20	18	16
7	49	40	34	30	48	39	34	38	33	29	28	25	22	20	18	16	14
8	46	37	31	27	45	36	30	35	30	26	25	22	20	18	16	14	12
9	43	34	28	24	42	33	28	32	27	24	22	20	18	16	14	12	10
10	40	31	26	22	39	31	25	30	25	22	20	18	16	14	12	10	8

Based on a floor reflectance of 0.2

Avg. Luminance (cd/m²)

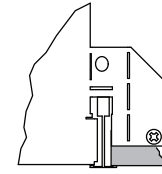
Vertical Angle	Horizontal Angle		
	0	45	90
55	2719	2345	2278
65	1870	1778	1809
75	1011	1349	1494
85	313	940	923

IES files for this and other photometric options can be downloaded online at www.ledalite.com

Additional Information

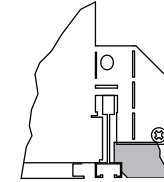
Mounting

Integrates with most common T-bar ceiling types.



D1 Standard T-Grid

Option D1 works with 9/16" and 15/16" flat T-grid ceilings. It can also be used with slot T-grid ceilings, but it will not sit flush with the bottom of the T-bar.

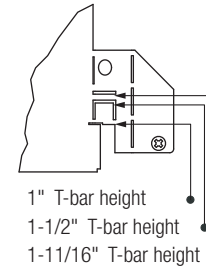


D2 Slot T-Grid

Option D2 is designed to sit flush with slot T-grid ceilings and some tegular tile ceiling types.

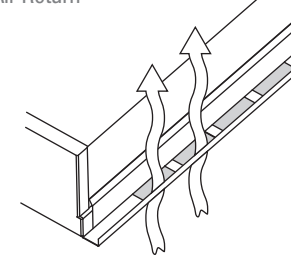
Ceiling Types

Integrated mounting tabs can be field-adjusted to various T-bar ceiling heights for fastening directly to the T-bar grid and/or tied-off to the building structure.



1" T-bar height
1-1/2" T-bar height
1-11/16" T-bar height

Air Return



The air return version features slotted vents along the sides of the fixture. As a result, the installation method of the air return version is different to the standard version, and the fixture cannot be installed in continuous rows.

Specifications

Due to continuing product improvements, Ledalite reserves the right to change specifications without notice.

Housing

Die-formed, post-painted, 22 gauge cold-rolled steel (New York City version is 20 gauge). Wire entrances are positioned on the side of the housing to allow easy wiring access for the installer. Multiple wire entrances are available on top or side to allow continuous row mounting of fixtures. Optional frame restraint is available to provide additional support to the optical frame.

Weight

Maximum 40 lbs.

Optical System

Optical assembly consists of flat acrylic panels and extruded curved acrylic lens. A protected MesoOptics® film layer creates optimal light distribution and high efficiency. The optical frame ends are constructed from die-formed cold-rolled steel assembled together with extruded aluminum profiles in a sturdy frame. The frame is hinged to allow easy access to the inside of the fixture. Maintenance can be performed from below the ceiling without tools. No hardware is visible.

Mounting

Fixture is compatible with most ceiling types. Integrated bend-out tabs are provided for different T-grid heights. Optional drywall kit is available for non-accessible ceilings. Use screws or hanger wire (supplied by others) to secure fixture.

Ballast

Electronic. Supplied with pre-installed ballast disconnects as per national electric codes.

Wiring

Optional flex whips are supplied in 6' lengths for 1x4, 2x2 and 2x4 fixtures. Flex connectors are supplied in 9' lengths for standard master/satellite configurations.

Air Return

Air return option available in 2'x2' and 2'x4' sizes only. Side rails are finished in black.

Approvals

Certified to UL & CSA Standards.
City of Chicago Approved CCEA (housing option C).
Designed to comply with NYC code requirements (Housing Option N).

Finish

Housing and Frame: Post-painted, high quality powder coat. Available in white only.