



BT711 ALUMINUM

BT711-A Black BT711-G Verde

BT711-H Bronze

- 120 Volt
- 35 watt maximum (MR11)
- 20 watt maximum (T3 halogen)
- 1/2" NPS fitter

• Integral stepdown transformer

HOUSING – Die-cast aluminum with fully adjustable swivel arm, with vibration-proof locking teeth.

SHROUD – Fully-rotatable, gasketed, cast aluminum.

FINISH – Black thermoset, hand-rubbed verde antiqued over black thermoset powdercoat, or bronze thermoset powdercoat.

LENS – Clear tempered glass.

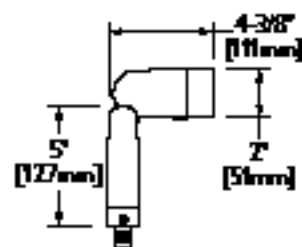
SOCKET – Ceramic bi-pin (G4).

ELECTRICAL – Stepdown transformer reduces line voltage to 12 volts. Transformer is potted/encapsulated and features thermal overload protection. Can be used with energy-efficient halogen lamps.

Wiring – Pre-wired with #18 AWG black, white and ground.

ETL, cETL Listed.

catalog no.	description
ML7	Louver



BT5016 ALUMINUM

BT5016-A Black BT5016-G Verde

BT5016-H Bronze

- 120 Volt
- MR16 Lamp
- Integral stepdown transformer
- 50 watt maximum
- 1/2" NPS fitter

HOUSING – Die-cast marine-grade aluminum with fully-adjustable swivel arm, with vibration-proof locking teeth.

SHROUD – Fully-rotatable, gasketed, cast marine-grade aluminum.

FINISH – Black thermoset, hand-rubbed verde antiqued over black thermoset powdercoat, or bronze thermoset powdercoat.

LENS – Clear tempered glass affixed at 10° angle for natural cleaning.

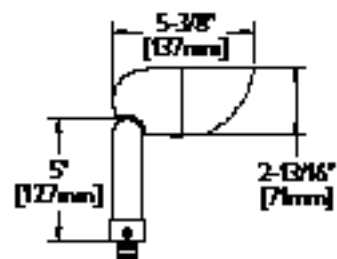
SOCKET – Ceramic bi-pin (GU5.3).

ELECTRICAL – Stepdown transformer reduces line voltage to 12 volts. Transformer is potted/encapsulated and features thermal overload protection. Can be used with energy-efficient halogen lamp.

WIRING – Pre-wired with #18 AWG black, white and ground.

ETL, cETL Listed.

catalog no.	description	catalog no.	description
ICG16	Louver	ISL16	Spread Lens
IBL16	Ice Blue Lens	IAS16	Linear Spread Lens



BT1 ALUMINUM (LONG SHROUD)

BT1-AL Black BT1-HL Bronze

- 120 Volt
- 75 watt maximum
- MR16 Lamp
- 1/2" NPS fitter

• Integral stepdown transformer

HOUSING – Die-cast aluminum with fully-adjustable swivel arm, with vibration-proof locking teeth.

SHROUD – Fully-rotatable, gasketed, cast aluminum.

FINISH – Black or bronze thermoset powdercoat.

LENS – Clear, tempered glass.

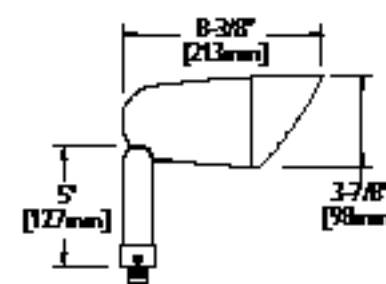
SOCKET – Ceramic bi-pin (GU5.3).

ELECTRICAL – Stepdown transformer reduces line voltage to 12 volts. Transformer is potted/encapsulated and features thermal overload protection. Can be used with energy-efficient halogen lamp.

WIRING – Pre-wired with #18 AWG black, white and ground.

ETL, cETL Listed.

catalog no.	description	catalog no.	description
ICG16	Louver	ISL16	Spread Lens
IBL16	Ice Blue Lens	IAS16	Linear Spread Lens



BT1 ALUMINUM (SHORT SHROUD)

BT1-AS Black BT1-HS Bronze

- 120 Volt
- 75 watt maximum
- MR16 Lamp
- 1/2" NPS fitter

• Integral stepdown transformer

HOUSING – Die-cast aluminum with fully-adjustable swivel arm, with vibration-proof locking teeth.

SHROUD – Fully-rotatable, gasketed, cast aluminum.

FINISH – Black or bronze thermoset powdercoat.

LENS – Clear, tempered glass.

SOCKET – Ceramic bi-pin (GU5.3).

ELECTRICAL – Stepdown transformer reduces line voltage to 12 volts. Transformer is potted/encapsulated and features thermal overload protection. Can be used with energy-efficient halogen lamp.

WIRING – Pre-wired with #18 AWG black, white and ground.

ETL, cETL Listed.

catalog no.	description	catalog no.	description
ICG16	Louver	ISL16	Spread Lens
IBL16	Ice Blue Lens	IAS16	Linear Spread Lens

