

GTD20A

Lighting Relay Control Device

PHILIPS bodine

A Division Of Philips Electronics North America Corporation

Product Summary

UL LISTED FOR US AND CANADA

Field Installation
(Indoor and Damp)



Full Warranty

5 Years (NOT pro-rata)

Universal Input Voltage

120 Through 277 VAC, 50/60 Hz

AC Input Current

45 mA
(Sensing Circuit Only)

AC Input Power Rating

4.0 Watts
(Sensing Circuit Only)

Approved Lighting Loads

Any Type

Lighting Load Rating

20 A Maximum

Temperature Rating (Ambient)

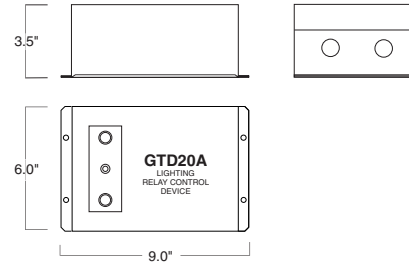
-20°C to +55°C
(-4°F to +131°F)

Dimensions

9" x 6" x 3.5"
(229 mm x 152 mm x 89 mm)
Mounting 8.5" x 2.5"
(216 mm x 63.5 mm)

Weight

5 lbs. (2.3 kg)



APPLICATION

The GTD20A works in conjunction with an auxiliary generator or central inverter system to power designated lighting loads up to 20 amps regardless of local switch position. The device consists of relay switching circuitry in a single, wall-mountable enclosure (T-bar mounting kit optional). The GTD20A senses the loss of normal power and, in response, switches the lighting load to a designated alternate power source. The device can be used to: (1) transfer a lighting load from normal power to generator or central inverter system power when normal power is lost; (2) bypass a wall switch to allow generator- or central inverter system-supplied lighting loads to energize when normal power is lost; (3) bypass a dimming panel and prevent backfeed to allow lighting to energize at full brightness when normal power is lost; and (4) bypass most dimming controls using an auxiliary relay contact. The GTD20A includes three dry form C contacts, which allows the user a wide variety of wiring options. For additional applications and information, contact the factory. The GTD20A is suitable for use in indoor and damp locations.

OPERATION

The GTD20A senses the loss of normal power and switches the lighting load, connecting it to a user-designated standby circuit. No routine maintenance is required to keep the GTD20A functional; however, like other life safety unit equipment, it should be checked periodically to ensure that it is working properly.

INSTALLATION

The GTD20A does not affect normal fixture operation and comes fully assembled for immediate installation. In addition to available wiring, the device requires a direct, unswitched connection to a normal power circuit and, depending on the application, an unswitched connection to a generator-supplied or central inverter system-supplied standby panel. See diagram A for typical installation.

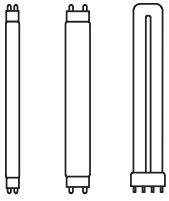
Specifiers Reference

Project _____ Type _____ Model No. _____

Comments _____

L4100020

07/16/12 © Philips Emergency Lighting
P.O. Box 460 Collierville, TN USA 38027-0460
Sales 800-223-5728 FAX 901-853-5009
Tech. Support 888-263-4638
www.philips.com/bodine



GTD20A

Lighting Relay Control Device

UL and CODE COMPLIANCE

The GTD20A has been tested by Underwriters Laboratories in accordance with the standards set forth in UL 1008 for Automatic Transfer Switches for Optional Standby Systems. The GTD20A has also been tested by Underwriters Laboratories in accordance with standards set forth in CSA C22.2 No. 178 for Automatic Transfer Switches. The GTD20A is UL Listed for field installation.

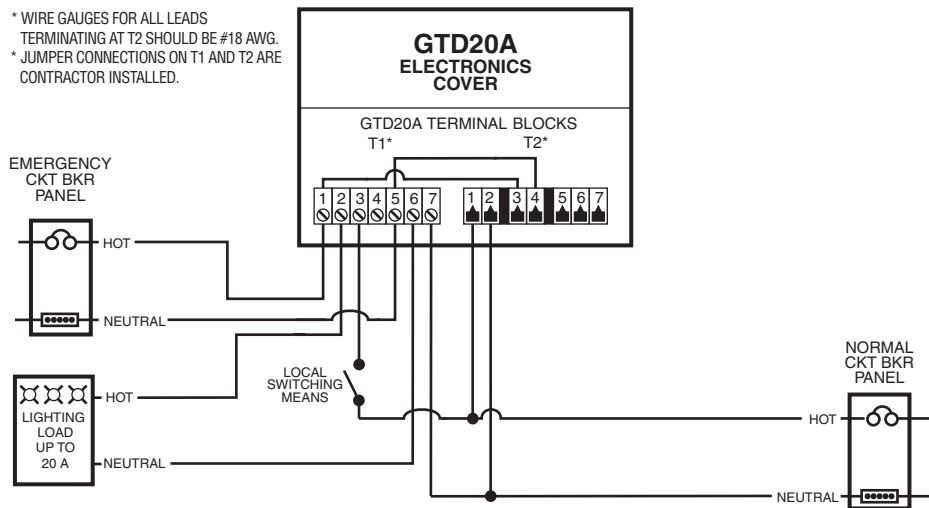
SPECIFICATION

Standby lighting shall be provided by using existing lighting loads equipped with a Philips Bodine GTD20A lighting relay control device. The device shall be capable of bypassing the local switching means when normal utility power has been lost. The device shall consist of relay switching circuitry, a test switch, a normal power indicator light and an alternate power indicator light contained in one 9" x 6" x 3.5" enclosure; shall sense normal power at 120 through 277 VAC, 50/60 Hz; shall be rated for 120 through 277 VAC, 50/60 Hz at up to 20 amps of lighting load; shall draw 45 mA and 4.0 Watts during normal sensing operation; and shall comply with the current NEC. The device shall be UL Listed for field installation in indoor or damp locations and shall be warranted for a full five years from date of purchase.

WARRANTY

The GTD20A is warranted for five (5) full years from date of purchase. This warranty covers only properly installed lighting relay control devices used under normal conditions. For the warranty period, Philips Emergency Lighting will, at its option, repair or replace without charge a defective device, provided it is returned to the factory transportation prepaid and our inspection determines it to be defective under terms of the warranty. Repair or replacement, as stated above, shall constitute the purchaser's exclusive warranty, which does not extend to transportation, installation, labor or any other charges; nor does it apply to any equipment of another manufacturer used in conjunction with the device.

DIAGRAM A



The GTD20A can be used with a 3-wire dimming system.

L4100020

07/16/12 © Philips Emergency Lighting
P.O. Box 460 Collierville, TN USA 38027-0460
Sales 800-223-5728 FAX 901-853-5009
Tech. Support 888-263-4638
www.philips.com/bodine

For the most current technical information and notices, please visit TechNotes on our website.