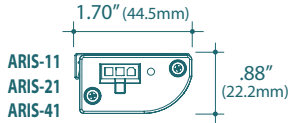
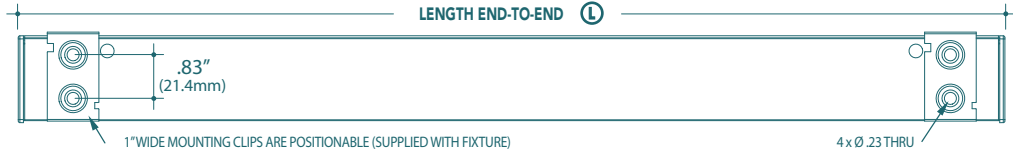


## DIMENSIONAL DATA



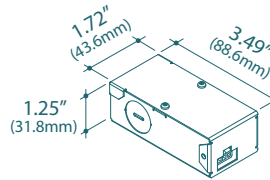
### Right End View

Note: The electrical connection is made on the right end of the fixture (as you stand in front of the installation).

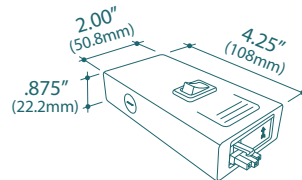


DIMENSION	Ⓛ	Max. Power Consumption	Lumens per Watt	
			27K	40K
ARIS-11	9.25" (23.5mm)	6 watts	27.5	32.5
ARIS-21	19.25" (48.9mm)	13 watts	25.0	30.0
ARIS-41	39.25" (99.7mm)	25 watts	26.2	32.4

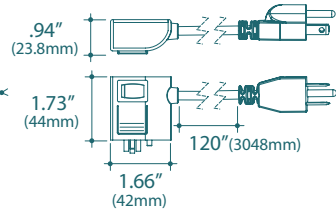
Note: Do not install closer than 0.25" (7mm) to cabinet wall or in a compartment smaller than 12" wide x 12" high and 12", 24" or 44" long for the ARIS-11, ARIS-21 and ARIS-41 fixtures respectively.



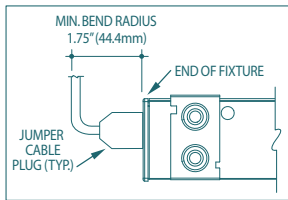
**Hard Wiring Compartment (HWC)**




**Direct Wiring Compartment (DWC)**



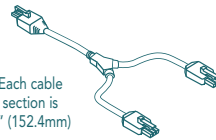
**Switched Leader Cable (SLC)**



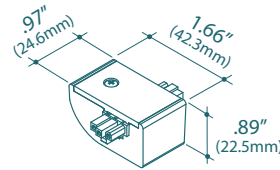
**Cable Detail**



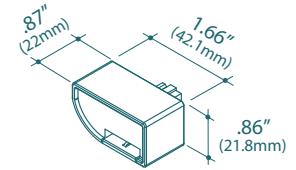
**Jumper Cables (AJC6, AJC12, AJC18, AJC60)**



**"Y" Jumper Cable (AJCY)**



**Flush Connector (AFC)**



**Termination Plug (ATRM)**

## ORDERING INFORMATION

Sample Catalog No: **ARIS-11 - 27 - 120 - PRL - HWC - AJC6**

NOM. LENGTH	Model Number	LED Color Temp.	Voltage	Finish (standard color is PRL)	Options
11"	ARIS-11	27 2700K 40 4000K	120	PRL Pearl	<b>DWC</b> Direct wiring compartment (with on/off switch) <sup>1</sup> <b>HWC</b> Hard wiring compartment <sup>2,3</sup> <b>SLC</b> Switched leader cable <sup>2</sup> <b>AFC</b> Flush connector <b>AJC6</b> 6" Jumper cable <b>AJC12</b> 12" Jumper cable <b>AJC18</b> 18" Jumper cable <b>AJC60</b> 60" Jumper cable <b>AJCY</b> "Y" Jumper cable <sup>2</sup> <b>ATRM</b> Termination plug <sup>4</sup>
21"	ARIS-21				<b>AMB11</b> 9" Full length mounting bracket (for ARIS-11) <b>AMB21</b> 19" Full length mounting bracket (for ARIS-21) <b>AMB41</b> 39" Full length mounting bracket (for ARIS-41)
41"	ARIS-41				

<sup>1</sup> Supplied with 2 Termination Plugs, (ATRM) allows power from the left or right side.  
<sup>2</sup> Supplied with a Termination Plug for the left side (ATRM) power must come from the right side.  
<sup>3</sup> Requires one of the Jumper Cables to connect to the first luminaire. The Flush connector (AFC) cannot be used with the HWC.  
<sup>4</sup> A Termination Plug is required to be plugged into the left side connector of the last luminaire in the run before energizing the system. One ATRM is supplied with HWC, SLC and AJCY options.

11500 Melrose Avenue Franklin Park, Illinois 60131  
Phone: 847-451-0700 Toll-Free: 1-866-50ALKCO  
Fax: 847-451-7512 www.alkco.com 01/10

©2008 Alkco Lighting. All rights reserved. Product designs protected by copyright. We reserve the right to change details of design, materials and finishes.