



# PL-C Cluster 4-Pin Base

## PL-C ALTO 26W/841/4P 1CT

Philips Linear Compact Fluorescent Lamps offer designers, specifiers and end-users new levels of efficiencies and versatility in sizes, configurations and application possibilities. With so many elegant fixtures available to complement their small size, high light output and advanced technology, Philips Energy Advantage lamps are fast becoming the preferred choice when maximum efficiency and sleek design solutions are required.

### Product data

#### • General Characteristics

Base	G24q-3
Base Information	4P
Avg. Life	10000 hr
Rated Avg. Life	12000 hr
Life to 50% fail	7000 hr
Nonpreh EL,3h	
Life to 10% fail	4500 hr
Nonpreh EL,3h	
Life to 10% fail	8000 hr
Preheat EL,3h	
Life to 10% failures	6500 hr
EM	
LSF HF Preheat	60 %
12000h Rated,3h	
LSF HF Preheat	90 %
8000h Rated,3h	
LSF HF Preheat	97 %
6000h Rated,3h	
LSF HF Preheat	98 %
4000h Rated,3h	
LSF HF Preheat	99 %
2000h Rated,3h	

#### • Light Technical Characteristics

Color Code	841 [CCT of 4100K]
Color Rendering Index	82 Ra8
Color Designation	Cool White
Color Temperature	4100 K
Chromaticity Coordinate X	380 -
Chromaticity Coordinate Y	380 -
Lum Efficacy Rated HF 25°C	75 Lm/W

Lum Efficacy Rated EM 25°C	69 Lm/W
LLMF HF 12000h Rated	81 %
LLMF HF 8000h Rated	84 %
LLMF HF 6000h Rated	86 %
LLMF HF 4000h Rated	88 %
LLMF HF 2000h Rated	92 %
Luminous Flux EM 25°C, Rated	1800 Lm
Luminous Flux EL 25°C, Rated	1800 Lm
Luminous Flux EL 25°C, Nominal	1800 Lm
Luminous Flux EM 25°C, Nominal	1800 Lm
Design Temperature	28 C

#### • Electrical Characteristics

Watts	26 W
Lamp Voltage EL 25°C	80 V
Lamp Current EL 25°C	0.300 A
Dimmable	Yes
Lamp Current EM 25°C	0.325 A
Lamp Wattage EM 25°C, Rated	26.0 W
Lamp Wattage EL 25°C, Rated	24.0 W

# PHILIPS

sense and simplicity

# PL-C Cluster 4-Pin Base

Lamp Wattage EL 26 W  
 25°C, Nominal  
 Lamp Voltage EM 105 V  
 25°C

Overall Length C 163.9 (max) mm  
 Diameter D 27.1 (max) mm  
 Diameter D1 27.1 (max) mm

### • Environmental Characteristics

Energy Efficiency Label (EEL) B  
 Mercury (Hg) Content 1.4 mg

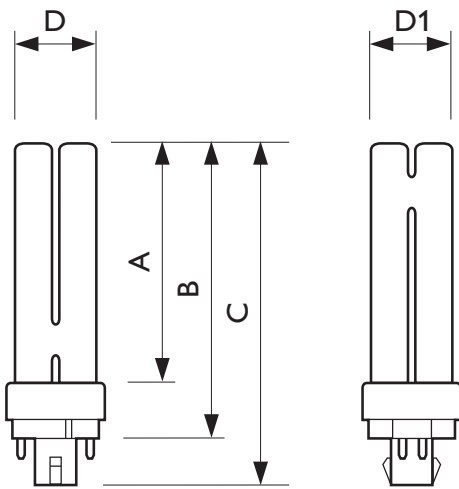
### • Product Dimensions

Base Face to Base Face A 130.7 (max) mm  
 Insertion Length B 149.0 (max) mm

### • Product Data

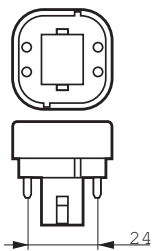
Product number 383372  
 Full product name PL-C ALTO 26W/841/4P 1CT  
 Short product name PL-C 26W/41/4P/ALTO 10PK  
 Pieces per Sku 1  
 eop\_pck\_cfg 10  
 Skus/Case 10  
 Bar code on pack 46677111779  
 Bar code on case 60046677111771  
 Logistics code(s) 927913984020  
 tpd\_ilcos\_cd FSQ-26/40/1B-E-G24q=3  
 eop\_net\_weight\_pp 60.400 gr

## Dimensional drawing



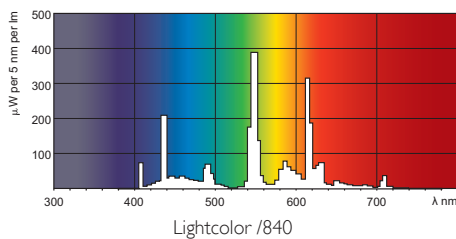
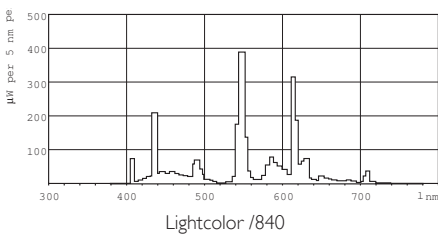
### G24q-1/G24q-2/G24q-3, 4P

Product	A (Max)	B (Max)	C (Max)	D (Max)	D1 (Max)
PL-C ALTO 26W/840/4P	130.7	149.0	163.9	27.1	27.1



G24q-3

## Photometric data





© 2012 Koninklijke Philips Electronics N.V.  
All rights reserved.

Specifications are subject to change without notice. Trademarks are the property of Koninklijke Philips Electronics N.V. or their respective owners.

[www.philips.com/lighting](http://www.philips.com/lighting)

2012, August 4  
data subject to change