



PL-C Cluster 4-Pin Base

PL-C ALTO 26W/830/4P 1CT

Philips Linear Compact Fluorescent Lamps offer designers, specifiers and end-users new levels of efficiencies and versatility in sizes, configurations and application possibilities. With so many elegant fixtures available to complement their small size, high light output and advanced technology, Philips Energy Advantage lamps are fast becoming the preferred choice when maximum efficiency and sleek design solutions are required.

Product data

• General Characteristics

Base	G24q-3
Base Information	4P
Avg. Life	10000 hr
Rated Avg. Life	12000 hr
Life to 50% fail	7000 hr
Nonpreh EL,3h	
Life to 10% fail	4500 hr
Nonpreh EL,3h	
Life to 10% fail	8000 hr
Preheat EL,3h	
Life to 10% failures	6500 hr
EM	
LSF HF Preheat	60 %
12000h Rated,3h	
LSF HF Preheat	90 %
8000h Rated,3h	
LSF HF Preheat	97 %
6000h Rated,3h	
LSF HF Preheat	98 %
4000h Rated,3h	
LSF HF Preheat	99 %
2000h Rated,3h	

• Light Technical Characteristics

Color Code	830 [CCT of 3000K]
Color Rendering Index	82 Ra8
Color Designation	Warm White
Color Temperature	3000 K
Chromaticity Coordinate X	435 -
Chromaticity Coordinate Y	400 -
Lum Efficacy Rated	75 Lm/W
HF 25°C	

Lum Efficacy Rated	75 Lm/W
EM 25°C	
LLMF HF 12000h	81 %
Rated	
LLMF HF 8000h	84 %
Rated	
LLMF HF 6000h	86 %
Rated	
LLMF HF 4000h	88 %
Rated	
LLMF HF 2000h	92 %
Rated	
Luminous Flux EM	1800 Lm
25°C, Rated	
Luminous Flux EL	1800 Lm
25°C, Rated	
Luminous Flux EL	1800 Lm
25°C, Nominal	
Luminous Flux EM	1800 Lm
25°C, Nominal	
Design Temperature	28 C

• Electrical Characteristics

Watts	26 W
Lamp Voltage EL	80 V
25°C	
Lamp Current EL	0.300 A
25°C	
Dimmable	Yes
Lamp Current EM	0.325 A
25°C	
Lamp Wattage EM	24.0 W
25°C, Rated	
Lamp Wattage EL	24.0 W
25°C, Rated	

PHILIPS

sense and simplicity

PL-C Cluster 4-Pin Base

Lamp Wattage EL 26 W
 25°C, Nominal
 Lamp Voltage EM 105 V
 25°C

Overall Length C 163.9 (max) mm
 Diameter D 27.1 (max) mm
 Diameter D1 27.1 (max) mm

• Environmental Characteristics

Energy Efficiency Label (EEL) B
 Mercury (Hg) Content 1.4 mg

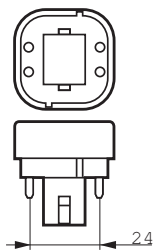
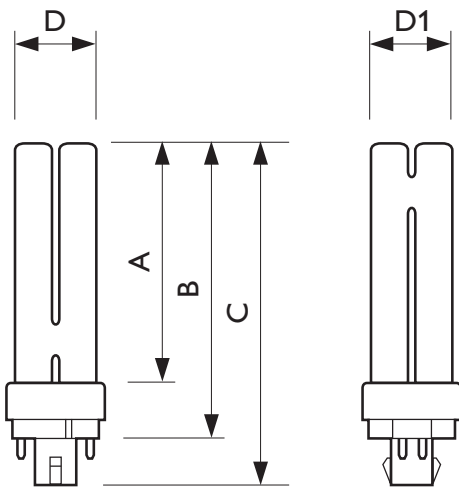
• Product Dimensions

Base Face to Base Face A 130.7 (max) mm
 Insertion Length B 149.0 (max) mm

• Product Data

Product number 383356
 Full product name PL-C ALTO 26W/830/4P 1CT
 Short product name PL-C 26W/30/4P/ALTO 10PK
 Pieces per Sku 1
 eop_pck_cfg 10
 Skus/Case 10
 Bar code on pack 46677240257
 Bar code on case 60046677240259
 Logistics code(s) 927913983020
 tpd_ilcos_cd FSQ-26/30/1B-E-G24q=3
 eop_net_weight_pp 60.400 gr

Dimensional drawing

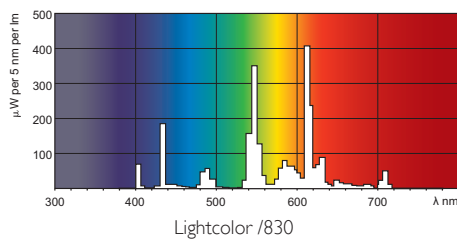
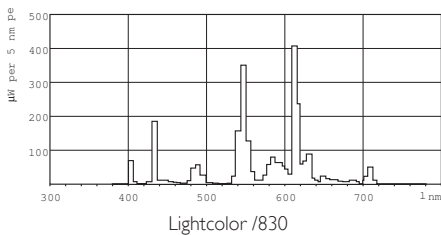


G24q-3

G24q-1/G24q-2/G24q-3, 4P

Product	A (Max)	B (Max)	C (Max)	D (Max)	D1 (Max)
PL-C ALTO 26W/830/4P	130.7	149.0	163.9	27.1	27.1

Photometric data





© 2012 Koninklijke Philips Electronics N.V.
All rights reserved.

Specifications are subject to change without notice. Trademarks are the property of Koninklijke Philips Electronics N.V. or their respective owners.

www.philips.com/lighting

2012, August 4
data subject to change