

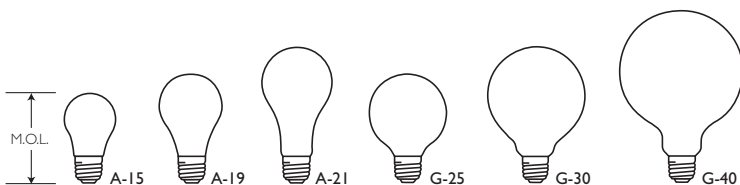
Watts	Bulb	Base	Product Number	Symbols, Footnotes	Ordering Code	Volts	Pkg. Qty. *	Description	Class, Filament	LCL (In.)	MOL (In.)	Rated Avg. Life, Hrs. (93)	Approx. MBCP *	Lumens
DuraMax[®] Long Life Soft White														
15	A-15	Med.	16860-9	▲	15A/WL 12/2	120	24	Soft White Long Life	B, C-9		3 ½	3000		115
25	A-19	Med.	16868-2	▲	25A/WL 12/2	120	24	Soft White Long Life	C, CC-6		4 ⅞	3000		235
30	A-21	3 Ct.	16947-4	▲ (8)	30/100A/WL 12/1	120	12	Soft White Long Life Three-Way	C, 2CC-8		5 ⅞	1750		285
70	Med.	920												
100		1205												
40	A-19	Med.	16869-0	▲	40A/WL 12/4	120	48	Soft White Long Life	C, CC-6		4 ⅞	1500		475
			16737-9	▲	40A/WL 24/4	120	96	Soft White Long Life	C, CC-6		4 ⅞	1500		475
50	A-21	3 Ct.	16948-2	▲ (8)	50/150A/WL 12/1	120	12	Soft White Long Life Three-Way	C, 2CC-8		5 ⅞	1750		575
100	Med.	1440												
150		2015												
50	A-21	3 Ct.	16949-0	▲ (8)	50/250A/WL 12/1	120	12	Soft White Long Life Three-Way	C, 2CC-8		5 ⅞	1750		575
200	Med.	3120												
250		3695												
60	A-19	Med.	16874-0	▲	60A/WL 12/4	120	48	Soft White Long Life	C, CC-6		4 ⅞	1500		830
			16738-7	▲	60A/WL 24/4	120	96	Soft White Long Life	C, CC-6		4 ⅞	1500		830
75	A-19	Med.	16879-9	▲	75A/WL 12/4	120	48	Soft White Long Life	C, CC-6		4 ⅞	1500		1040
			16739-5	▲	75A/WL 24/4	120	96	Soft White Long Life	C, CC-6		4 ⅞	1500		1040
100	A-19	Med.	16862-5	▲	100A/WL 12/4	120	48	Soft White Long Life	C, CC-8		4 ⅞	1500		1550
			16740-3	▲	100A/WL 24/4	120	96	Soft White Long Life	C, CC-8		4 ⅞	1500		1550
150	A-21	Med.	16866-6	▲	150A/WL 12/1	120	12	Soft White Long Life	C, CC-8		5 ⅞	2000		2310
200	A-21	Med.	16867-4	▲	200A/WL 6/1	120	6	Soft White Long Life	C, CC-8		5 ⅞	1500		3300

DuraMax[®] Long Life Globes

25	G-25	Med.	16748-6	▲	25G25/W/LL 12/1	120	12	White Long Life Globe	C, CC-6		4 ⅞	2000		210
			16887-2	▲	25G25/CL/LL 12/1	120	12	Clear Long Life Globe	C, CC-6		4 ⅞	2000		235
			16901-1	▲	25G25/CL/LL 4/3	120	12	Clear Long Life Globe	C, CC-6		4 ⅞	2000		235
			16902-9	▲	25G25/W/LL 4/3	120	12	White Long Life Globe	C, CC-6		4 ⅞	2000		210
40	G-25	Med.	16903-7	▲	40G25/CL/LL 4/3	120	12	Clear Long Life Globe	C, CC-6		4 ⅞	2000		460
			16904-5	▲	40G25/W/LL 4/3	120	12	White Long Life Globe	C, CC-6		4 ⅞	2000		415
			16746-0	▲	40G25/W/LL 12/1	120	12	White Long Life Globe	C, CC-6		4 ⅞	2000		415
			16747-8	▲	40G25/CL/LL 12/1	120	12	Clear Long Life Globe	C, CC-6		4 ⅞	2000		460
			16702-3	▲	40G25/CT 6/1	120	6	Clear Long Life Chrome Top	C, C-9		4 ⅞	2000		200
			G-40	Med.	16857-5	▲	40G40/CL/LL 6/1	120	6	Clear Long Life Globe	C, C-9		6 ⅞	3000
				16858-3	▲	40G40/W/LL 6/1	120	6	White Long Life Globe	C, C-9		6 ⅞	3000	
60	G-25	Med.	16749-4	▲	60G25/W/LL 12/1	120	12	White Long Life Globe	C, CC-6		4 ⅞	2000		700
			16896-2	▲	60G25/CL/LL 12/1	120	12	Clear Long Life Globe	C, CC-6		4 ⅞	2000		775
			16899-6	▲	60G25/CL/LL 4/3	120	12	Clear Long Life Globe	C, CC-6		4 ⅞	2000		775
			16900-3	▲	60G25/W/LL 4/3	120	12	White Long Life Globe	C, CC-6		4 ⅞	2000		700
	G-30	Med.	16849-2	▲	60G30/W/LL 6/1	120	6	White Long Life Globe	C, C-9		5 ½	3000		580
	G-40	Med.	16851-8	▲	60G40/W/LL 6/1	120	6	White Long Life Globe	C, C-9		6 ⅞	3000		595
				16852-6	▲	60G40/CL/LL 6/1	120	6	Clear Long Life Globe	C, C-9		6 ⅞	3000	
100	G-25	Med.	13423-9	▲	100G25/W/LL 12/1	120	12	White Long Life Globe	C, CC-6		4 ⅞	2000		1180
	G-30	Med.	16850-0	▲	100G30/W/LL 6/1	120	6	White Long Life Globe	C, C-9		5 ½	3000		945
	G-40	Med.	16853-4	▲	100G40/W/LL 6/1	120	6	White Long Life Globe	C, C-9		6 ⅞	3000		985
				16859-1	▲	100G40/CL/LL 6/1	120	6	Clear Long Life Globe	C, C-9		6 ⅞	3000	
150	G-40	Med.	16854-2	▲	150G40/W/LL 6/1	120	6	White Long Life Globe	C, C-9		6 ⅞	3000		1770

For the most current product information, go to www.nam.lighting.philips.com/us/ecatalog/

Incandescent symbols and footnotes located on page 50





Watts	Bulb	Base	Product Number	Symbols, Footnotes	Ordering Code	Volts	Pkg. Qty.*	Description	Class, Filament	LCL (In.)	MOL (In.)	Rated Avg. Life, Hrs. (93)	Approx. MBCP*	Lumens
DuraMax® Long Life Reflectors														
30	R-20	Med.	16753-6	▲ (87)	30R20/LL 12/I	120	12	Frost Long Life Reflector	C, CC-6	3 1/8	3 1/8	2500	350	205
45	BR-30	Med.	16751-0	▲ (87)	45BR30/FL55/LL 12/I	120	12	Long Life Reflector Flood	C, CC-6	5 3/8	5 3/8	2500		340
50	BR-19	Med.	16750-2	▲\$ □ (87)	50BR19/25/SP/LL 12/I	120	12	Long Life Spotline Reflector	C, CC-11	4 1/8	4 1/8	2500	700	385
	R-20	Med.	16755-1	▲ (87)	50R20/LL 12/I	120	12	Frost Long Life Reflector	C, CC-6	3 1/8	3 1/8	2500	600	385
65	BR-30	Med.	16768-4	▲ (87)	65BR30/FL55/LL 12/I	120	12	Long Life Reflector Flood	C, CC-6	5 3/8	5 3/8	2500	510	595
			16769-2	▲ (87)	65BR30/SP20/LL 12/I	120	12	Long Life Reflector Spot	C, CC-6	5 3/8	5 3/8	2500	530	610
	BR-40	Med.	16741-1	▲ (87)	65BR/FL60/LL 8/I	120	8	Long Life Reflector Flood	C, CC-6	6 1/2	6 1/2	2500	500	630
75	R-20	Med.	16763-5	▲ (87)	75R20/LL 12/I	120	12	Frost Long Life Reflector	C, CC-6	3 1/8	3 1/8	2500	1250	570
85	BR-30	Med.	16766-8	▲ (87)	85BR30/FL55/LL 6/I	120	6	Long Life Reflector Flood	C, CC-6	5 3/8	5 3/8	2500	700	855
			16767-6	▲ (87)	85BR30/SP20/LL 6/I	120	6	Long Life Reflector Spot	C, CC-6	5 3/8	5 3/8	2500	3100	865
	BR-40	Med.	16785-8	▲ (87)	85BR/FL60/LL 8/I	120	8	Long Life Reflector Flood	C, CC-6	6 1/2	6 1/2	2500	700	900
			16788-2	▲ (87)	85BR/SP20/LL 8/I	120	8	Long Life Reflector Spot	C, CC-6	6 1/2	6 1/2	2500	3100	900
100	R-20	Med.	16701-5	▲ (87)	100R20/LL 12/I	120	12	Frost Long Life Reflector	C, CC-6	3 1/8	3 1/8	2500		935
120	BR-40	Med.	16779-1	▲ (87)	120BR/FL60/LL 8/I	120	8	Long Life Reflector Flood	C, CC-6	6 1/2	6 1/2	2500	1000	1285
			16781-7	▲ (87)	120BR/SP20/LL 8/I	120	8	Long Life Reflector Spot	C, CC-6	6 1/2	6 1/2	2500	4600	1225

DuraMax® Long Life Sparkling Clear

40	A-19	Med.	16797-2	▲	40A/CL/LL 12/2	120	24	Clear Long Life	C, CC-6	4 3/8	4 3/8	1500		505
60	A-19	Med.	16794-0	▲	60A/CL/LL 12/2	120	24	Clear Long Life	C, CC-6	4 3/8	4 3/8	1500		900
75	A-19	Med.	16801-3	▲	75A/CL/LL 12/2	120	24	Clear Long Life	C, CC-6	4 3/8	4 3/8	1500		1080
100	A-19	Med.	16795-6	▲	100A/CL/LL 12/2	120	24	Clear Long Life	C, CC-6	4 3/8	4 3/8	1500		1470
150	A-21	Med.	16799-8	▲	150A/CL/LL 12/1	120	12	Clear Long Life	C, CC-8	5 3/8	5 3/8	2000		2570
200	A-23	Med.	16798-0	▲	200A/CL/LL 6/1	120	6	Clear Long Life	C, CC-8	6 3/8	6 3/8	1500		3665

DuraMax® Long Life Fan Lights

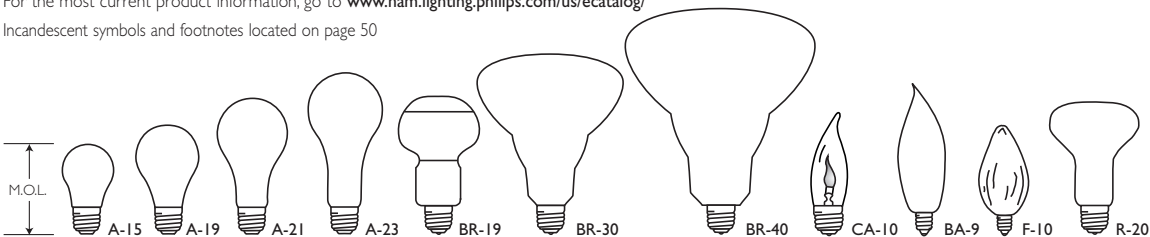
40	A-15	Med.	16934-2	▲	BC40A15/FAN/CL/LL 6/2	120	12	Clear Long Life Fan	C, C-9	3 1/2	3 1/2	2000		395
			16935-9	▲	BC40A15/FAN/W/LL 6/2	120	12	White Long Life Fan	C, C-9	3 1/2	3 1/2	2000		365
60	A-15	Med.	16945-8	▲	BC60A15/FAN/W/LL 6/2	120	12	White Long Life Fan	C, C-9	3 1/2	3 1/2	2000		570
			16946-6	▲	BC60A15/FAN/CL/LL 6/2	120	12	Clear Long Life Fan	C, C-9	3 1/2	3 1/2	2000		630

DuraMax® Long Life Decoratives

3	CA-10	Med.	16697-4	▲ (12)	BC3CA10/CL/LL 6/I	120	6	Clear Long Life Flicker Flame	B, CC-2V	3 3/8	3 3/8	2000		
		Cand.	16698-2	▲ (12)	BC3CA10C/CL/LL 6/I	120	6	Clear Long Life Flicker Flame	B, CC-2V	4 1/8	4 1/8	2000		
15	BA-9	Cand.	16811-2	▲ (12)	BC15BA9C/CL/LL 6/2	120	12	Clear Long Life Bent Tip	B, CC-2V C-7A	4 3/8	4 3/8	2000		110
			16696-6	▲ (12)	BC15BA9C/CL/LL 6/4	120	24	Clear Long Life Bent Tip	B, CC-2V C-7A	3 3/8	3 3/8	2000		110
	F-10	Cand.	16830-2	▲ (12)	BC15F10C/CL/LL 6/2	120	12	Clear Long Life Flame	B, C-7A	3 1/8	3 1/8	2000		95
			16831-0	▲ (12)	BC15F10C/A/LL 6/2	120	12	Amber Long Life Flame	B, C-7A	3 1/8	3 1/8	2000		85
25	BA-9	Cand.	16719-7	▲ (12)	BC25BA9C/CL/LL 6/4	120	24	Clear Long Life Bent Tip	C, CC-2V C-7A	4 3/8	4 3/8	2000		150
			16806-2	▲ (12)	BC25BA9C/CL/LL 6/2	120	12	Clear Long Life Bent Tip	C, CC-2V C-7A	4 3/8	4 3/8	2000		150
			16810-4	▲ (12)	BC25BA9C/F/LL 6/2	120	12	Frost Long Life Bent Tip	C, CC-2V C-7A	4 3/8	4 3/8	2000		145

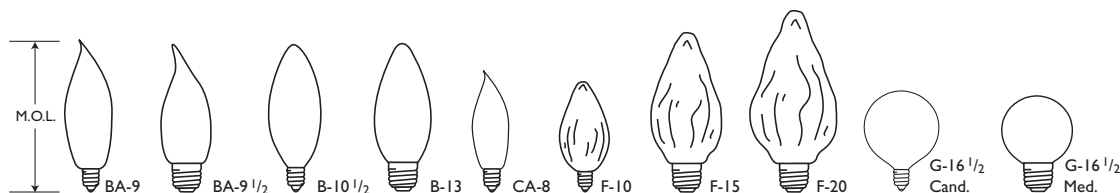
For the most current product information, go to www.nam.lighting.philips.com/us/ecatalog/

Incandescent symbols and footnotes located on page 50



Watts	Bulb	Base	Product Number	Symbols, Footnotes	Ordering Code	Volts	Pkg. Qty. *	Description	Class, Filament	LCL (In.)	MOL (In.)	Rated Avg. Life, Hrs. (93)	Approx. MBCP *	Lumens	
25	BA-9 1/2	Med.	16819-5	▲ (12)	BC25BA9-1/2/CL/LL 6/2	120	12	Clear Long Life Bent Tip	C, CC-2V C-7A	4 3/8	3	2000		150	
	B-10 1/2	Cand.	16824-5	▲ (12)	BC25B10-1/2 C/CL/LL 6/2	120	12	Clear Long Life Blunt Tip	C, C-7A	4 3/8	3	2000		150	
	B-13	Med.	16827-8	▲ (12)	BC25B13/CL/LL 6/2	120	12	Clear Long Life Blunt Tip	C, C-7A	4 3/8	3	2000		150	
	CA-8	Cand.	13568-1	▲ (12)	BC25CA8C/CL/LL 6/2	120	12	Clear Petite Long Life Bent Tip	C, CC-2V	3 1/2	3	2000		220	
	F-10	Cand.	16832-8	▲ (12)	BC25F10C/CL/LL 6/2	120	12	Clear Long Life Flame	B, C-7A	3 3/8	3	2000		105	
	F-15	Med.	16833-6	▲ (12)	BC25F15/CL/LL 6/2	120	12	Clear Long Life Flame	B, C-9	4 1/2	3	2000		150	
			16839-3	▲ (12)	BC25F15/IR/LL 6/2	120	12	Iridescent Long Life Flame	C, C-9	4 1/2	3	2000		150	
			16840-1	▲ (12)	BC25F15/W/LL 6/2	120	12	White Long Life Flame	C, C-9	4 1/2	3	2000		120	
			16841-9	▲ (12)	BC25F15/A/LL 6/2	120	12	Amber Long Life Flame	B, C-9	4 1/2	3	2000		130	
	G-16 1/2	Cand.	16845-0	▲ (12)	BC25G16-1/2 C/CL/LL 6/2	120	12	Clear Long Life Globe	B, C-7A	3	3	2000		200	
			16847-6	▲ (12)	BC25G16-1/2 C/W/LL 6/2	120	12	White Long Life Globe	B, C-7A	3	3	2000		165	
		Med.	13535-0	▲ (12)	BC25G16-1/2 CL/LL 6/2	120	12	Clear Long Life Globe	C, CC-2V	2 3/8	3	2000		180	
			13534-3	▲ (12)	BC25G16-1/2 W/LL 6/2	120	12	White Long Life Globe	C, CC-2V	2 3/8	3	2000		120	
	40	BA-9	Cand.	16720-5	▲ (12)	BC40BA9C/CL/LL 6/4	120	24	Clear Long Life Bent Tip	C, CC-2V C-7A	4 3/8	3	2000		300
				16807-0	▲ (12)	BC40BA9C/CL/LL 6/2	120	12	Clear Long Life Bent Tip	C, CC-2V C-7A	4 3/8	3	2000		300
16809-6				▲ (12)	BC40BA9C/F/LL 6/2	120	12	Frost Long Life Bent Tip	C, CC-2V C-7A	4 3/8	3	2000		295	
BA-9 1/2		Med.	16760-1	▲ (12)	BC40BA9-1/2/CL/LL 6/4	120	24	Clear Long Life Bent Tip	C, CC-2V C-7A	4 3/8	3	2000		300	
			16820-3	▲ (12)	BC40BA9-1/2/CL/LL 6/2	120	12	Clear Long Life Bent Tip	C, CC-2V C-7A	4 3/8	3	2000		300	
			16821-1	▲ (12)	BC40BA9-1/2/F/LL 6/2	120	12	Frost Long Life Bent Tip	C, CC-2V C-7A	4 3/8	3	2000		295	
B-10 1/2		Cand.	16825-2	▲ (12)	BC40B10-1/2 C/CL/LL 6/2	120	12	Clear Long Life Blunt Tip	C, C-7A	4 3/8	3	2000		300	
B-13		Med.	16828-6	▲ (12)	BC40B13/CL/LL 6/2	120	12	Clear Long Life Blunt Tip	C, C-7A	4 3/8	3	2000		300	
F-15		Med.	16835-1	▲ (12)	BC40F15/CL/LL 6/2	120	12	Clear Long Life Flame	C, C-9	4 1/2	3	2000		385	
			16837-7	▲ (12)	BC40F15/IR/LL 6/2	120	12	Iridescent Long Life Flame	C, C-9	4 1/2	3	2000		370	
			16838-5	▲ (12)	BC40F15/W/LL 6/2	120	12	White Long Life Flame	C, C-9	4 1/2	3	2000		300	
G-16 1/2		Cand.	16846-8	▲ (12)	BC40G16-1/2 C/CL/LL 6/2	120	12	Clear Long Life Globe	C, C-7A	3	3	2000		300	
			16848-4	▲ (12)	BC40G16-1/2 C/W/LL 6/2	120	12	White Long Life Globe	C, C-7A	3	3	2000		245	
		Med.	13537-6	▲ (12)	BC40G16-1/2 CL/LL 6/2	120	12	Clear Long Life Globe	C, CC-2V	2 3/8	3	2000		390	
			13536-8	▲ (12)	BC40G16-1/2 W/LL 6/2	120	12	White Long Life Globe	C, CC-2V	2 3/8	3	2000		270	
60	BA-9	Cand.	16808-8	▲ (12)	BC60BA9C/CL/LL 6/2	120	12	Clear Long Life Bent Tip	C, CC-2V C-7A	4 3/8	3	2000		550	
			16721-3	▲ (12)	BC60BA9C/CL/LL 6/4	120	24	Clear Long Life Bent Tip	C, CC-2V C-7A	4 3/8	3	2000		550	
			16805-4	▲ (12)	BC60BA9C/F/LL 6/2	120	12	Frost Long Life Bent Tip	C, CC-2V C-7A	4 3/8	3	2000		545	
	BA-9 1/2	Med.	16822-9	▲ (12)	BC60BA9-1/2/CL/LL 6/2	120	12	Clear Long Life Bent Tip	C, CC-2V C-7A	4 3/8	3	2000		550	
			16823-7	▲ (12)	BC60BA9-1/2/F/LL 6/2	120	12	Frost Long Life Bent Tip	C, CC-2V C-7A	4 3/8	3	2000		545	
	B-10 1/2	Cand.	16826-0	▲ (12)	BC60B10-1/2 C/CL/LL 6/2	120	12	Clear Long Life Blunt Tip	C, C-7A	4 3/8	3	2000		550	
	B-13	Med.	16829-4	▲ (12)	BC60B13/CL/LL 6/2	120	12	Clear Long Life Blunt Tip	C, C-7A	4 3/8	3	2000		550	
	F-15	Med.	16842-7	▲ (12)	BC60F15/CL/LL 6/2	120	12	Clear Long Life Flame	C, C-9	4 1/2	3	2000		630	
	G-16 1/2	Cand.	16699-0	▲ (12)	BC60G16-1/2 C/CL/LL 6/2	120	12	Clear Long Life Globe	C, C-7A	3	3	2000		540	
			16700-7	▲ (12)	BC60G16-1/2 C/W/LL 6/2	120	12	White Long Life Globe	C, C-7A	3	3	2000		450	
		Med.	13538-4	▲ (12)	BC60G16-1/2 CL/LL 6/2	120	12	Clear Long Life Globe	C, CC-2V	2 3/8	3	2000		610	
			13530-1	▲ (12)	BC60G16-1/2 W/LL 6/2	120	12	White Long Life Globe	C, CC-2V	2 3/8	3	2000		420	
	100	F-20	Med.	16844-3	(12)	100F20/POSTLT/CL/LL 6/1	120	6	Clear Long Life PostLight	C, C-9	5 3/8	3	4000		1250

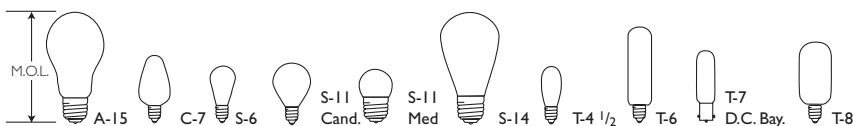
For the most current product information, go to www.nam.lighting.philips.com/us/ecatalog/
 Incandescent symbols and footnotes located on page 50



INCANDESCENT LAMPS

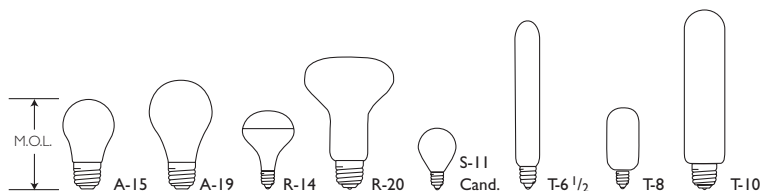
Watts	Bulb	Base	Product Number	Symbols, Footnotes	Ordering Code	Volts	Pkg. Qty.*	Description	Class, Filament	LCL (In.)	MOL (In.)	Rated Avg. Life, Hrs. (93)	Approx. MBCP*	Lumens			
3	S-6	Cand.	37374-6	▲	3S6/5	120-130	48	Clear Indicator	B, C-7A		1 7/8	3000		12			
4	C-7	Cand.	25706-3	▲	BC4C7 12/2	120	24	Clear Night Light	B, C-7A		2 1/8	3000		16			
			24741-1	▲	BC4C7/4 12/4	120	48	Clear Night Light	B, C-7A		2 1/8	3000		16			
			25708-9	▲	BC4C7/W 12/2	120	24	White Night Light	B, C-7A		2 1/8	3000		14			
			23443-5	▲	6S6	12	48	Clear Indicator	B, C-2V		1 7/8	1500		48			
6	S-6	Cand.	23449-2	▲	6S6	24	48	Clear Indicator	B, C-2V		1 7/8	1500		53			
			23451-8	▲	6S6	30	48	Clear Train	B, C-2V		1 7/8	1500		52			
			23458-3		6S6/BR	32	48	Clear Train	B, C-2V		1 7/8	1500		51			
			24835-1		6S6	120-130	48	Clear Indicator	B, C-7A		1 7/8	1500		39			
			23461-7		6S6	135	48	Clear Indicator	B, C-7A		1 7/8	1500		38			
			23462-5		6S6	145	48	Clear Indicator	B, C-7A		1 7/8	1500		37			
			23476-5		6S6	155	48	Clear Indicator	B, C-7A		1 7/8	1500		37			
			23477-3		6S6/3	130	48	Clear Vibration	B, C-7A		1 7/8	1500		18			
			Inter:	23479-9		6S6/7	120	48	Clear Indicator	B, C-7A		1 3/8	1500		39		
			D.C. Bay	37376-1		6S6DC	120-130	48	Clear Indicator	B, C-7A	1 1/8	1 3/8	1500		39		
				23483-1		6S6DC	145	48	Clear Indicator	B, C-7A	1 1/8	1 3/8	1500		37		
			T-4 1/2	Cand.	37377-9	▲	6T4 1/2 I	120-130	24	Clear Indicator	B, C-7A		1 7/8	1500		34	
			7	C-7	Cand.	37378-7	▲	7C7	120-130	24	Clear Indicator	B, C-7A		2 1/8	3000		45
						23643-0	▲	7C7/W	120	24	White Night Light	B, C-7A		2 1/8	3000		35
25714-7	▲	BC7C7/W 12/2				120	24	White Night Light	B, C-7A		2 1/8	3000		35			
23635-6	▲	7C7/O 24 Pk.				120	24	Orange Indicator	B, C-7A		2 1/8	3000		16			
23636-4	▲	7C7/R 24 Pk.				120	24	Red Indicator	B, C-7A		2 1/8	3000		13			
7 1/2	S-11	Med.	24811-2	▲	7 1/2 S	120-130	24	Clear	B, C-7A		2 1/4	1400		45			
			37380-3	▲	7 1/2 S/W	120-130	24	White Night Light	B, C-7A		2 1/4	1400		35			
			23611-7	▲	7 1/2 S/O 24 Pk.	120	24	Orange	B, C-7A		2 1/4	1400		18			
10	C-7	Cand.	24812-0	(3)	10C7	120	24	Clear Indicator	B, C-7A		2 1/8			50			
			D.C. Bay	23639-8	▲ (3)	10C7DC	120	24	Clear Indicator	B, C-7A		2 1/8			50		
	S-6	Cand.	23485-6	▲	10S6/10	230	48	Clear Indicator	B, C-7A		1 7/8	1500		65			
			23488-0	▲	10S6/10	250	48	Clear Indicator	B, C-7A		1 7/8	1500		65			
	S-11	Cand.	23598-6	▲	10S11/79	120	24	Clear Indicator	B, C-7A	1 1/8	2 1/4	1500		70			
			Inter:	23606-7	▲	10S11N/IF	120	24	Frost Appliance	B, C-7A		2 1/4	1500		70		
	S-14	Med.	37381-1	▲	10S11N	120-130	24	Clear	B, C-7A	1 1/8	2 1/4	1500		70			
			21308-2	X	10S14/IF	130	120	Frost Sign	B, C-9		3 1/2	1500		82			
			37382-9		10S14	120-130	120	Clear Sign	B, C-9		3 1/2	1500		82			
11	S-14	Med.	38025-3		11S14/Y	130	120	Yellow Sign	B, C-9		3 1/2	3000		77			
			39007-0		11S14/TB	130	120	Transparent Blue Sign	B, C-9		3 1/2	3000		77			
			39006-2		11S14/TR	130	120	Transparent Red Sign	B, C-9		3 1/2	3000		77			
			39095-5		11S14/TY	130	120	Transparent Yellow Sign	B, C-9		3 1/2	3000		77			
			37384-5	▲	15A15	120-130	120	Frost	B, C-9		3 1/2	2500		126			
15	A-15	Med.	37385-2	▲	15A15/CL	120-130	120	Clear	B, C-9	2 3/8	3 1/2	2500		126			
			21376-9	▲	15A/R	120	60	Red	B, C-9		3 1/2	2500					
			16860-9	▲	15A/WL 12/2	120	24	Soft White Long Life	B, C-9		3 1/2	3000		115			
			Med.	25849-1	□	15A15/35	130	60	Frost Industrial Service	B, C-9		3 1/2	3500		123		
	S-11	D.C. Bay	23599-4	(12)	15S11/3DC	75	24	Clear Train Marker Control	B, C-7A	1 1/4	2 3/8	1000		140			
			Med.	23614-1	▲	15S11/102	120	24	Clear Refrigerator	B, C-7A	1 1/8	2 1/4	400		130		
	T-6	Cand.	23582-0	▲	15T6	120	24	Clear Switchboard	B, C-7A		3 1/8	2000		110			
			D.C. Bay	24815-3	▲ (63)	15T6	140-150	24	Clear Switchboard	B, C-7A		3 1/8	2000		100		
	T-7	D.C. Bay	23590-3		15T6DC	120	24	Clear Switchboard	B, C-7A		3 1/8	2000		110			
			22307-3	(4)	15T7DC	120	24	Clear Appliance	B, C-7A		2 1/4			104			
		Cand.	22308-1	▲ (4)	15T7C	120	24	Clear Appliance	B, C-7A		2 1/4			104			
			Inter:	24816-1	▲ (4)	15T7N	120	24	Clear Appliance	B, C-7A		2 1/4			104		
	T-8	Cand.	29904-0	▲ (4)	BC15T7N 12/1	120	12	Clear Appliance	B, C-7A		2 1/4			104			
			Inter:	23591-1	▲	15T8C	120	24	Clear Appliance	B, C-7A		2 3/8	1000		110		
			23594-5	▲	15T8N	120	24	Clear Appliance	B, C-7A		2 3/8	1000		110			

For the most current product information, go to www.nam.lighting.philips.com/us/ecatalog/
 Incandescent symbols and footnotes located on page 50



Watts	Bulb	Base	Product Number	Symbols, Footnotes	Ordering Code	Volts	Pkg. Qty. •	Description	Class, Filament	LCL (In.)	MOL (In.)	Rated Avg. Life, Hrs. (93)	Approx. MBCP *	Lumens
17	R-20	Med.	23263-7		17R20	6.3	60	Frost Reflector Lt.	C, C-6		3 1/4	2000		
18	S-11	S.C. Bay	29137-7		18S11/ISC/6	10	120	Railroad Signal	C, CC-6	1 1/4	2 3/8	6000		
20	S-11	S.C. Bay	29139-3		20S11/ISC/6	10	120	Railroad Signal	C, CC-6	1 1/4	2 3/8	6000		
	T-6 1/2	Inter.	24853-4	(3)	20T6-1/2IF	120	24	Frost Exit Sign	B, C-8		5 1/2			150
		D.C. Bay	24839-3	(3)	20T6-1/2DC/IF	120	24	Frost Exit Sign	B, C-8		5 1/2			150
			24838-5	(3)	20T6-1/2DC	120	24	Clear Exit Sign	B, C-8		5 1/2			160
24	T-6 1/2	Inter.	24848-4	□	24T6-1/2IF	120	24	Frost Exit Sign 1 Yr. Life	B, C-8		5 1/2	8760		200
25	A-15	Med.	23165-4	▲	25A15/I	120	120	Frost Refrigerator	B, C-9		3 1/2	1000		210
			22638-1		25A15/RFL	130	120	Frost Sign Reflector	B, C-9		3 1/2	2500		
	A-19	Med.	16868-2	▲	25A/WL 12/2	120	24	Soft White Long Life	C, CC-6		4 3/8	3000		235
			38942-9		25A/TG 6/I	120	6	Transparent Green	B, C-9		3 1/8	3000		
			38943-7		25A/TR 6/I	120	6	Transparent Red	B, C-9		3 1/8	3000		
			38945-2		25A/TY 6/I	120	6	Transparent Yellow	B, C-9		3 1/8	3000		
			38946-0		25A/TB 6/I	120	6	Transparent Blue	B, C-9		3 1/8	3000		
			24227-1	▲	25A	24	120	Frost	C, C-6		4 1/4	1000		345
			24229-7	▲	25A	30	120	Frost Train	C, C-6		4 1/4	1000		325
			24235-4	▲	25A	34	120	Frost Train	C, C-6		4 1/4	1000		325
			25564-6	▲	25A	120	24/2	Frost	C, CC-6		4 7/8	2500		232
			30031-9	▲	25A/TF	120	120	Frost Silicone Coated	B, C-9		3 1/8	2500		
			36142-8	▲ X	25A/TY	120	12	Transparent Yellow	B, C-9		3 1/8	3000		
			37988-3	▲	25A/B	120	60	Blue	B, C-9		3 1/8	2500		
			37994-1	▲	25A/G	120	60	Green	B, C-9		3 1/8	2500		
			37993-3	▲	25A/O	120	60	Orange	B, C-9		3 1/8	2500		
			37989-1	▲	25A/R	120	60	Red	B, C-9		3 1/8	2500		
			37978-4	▲	25A/Y	120	60	Yellow	B, C-9		3 1/8	2500		
			33365-8	▲	25A19/RS	75	120	Frost Train Rough Ser.	R, C-9		3 1/8	1000		240
			37386-0	▲	25A/RS	120-130	120	Frost Rough Service	R, C-9		3 1/8	1000		235
			37387-8	□	25A19/35	120-130	60	Frost Industrial Service	B, C-9		3 1/8	3500		220
	R-14	Inter.	24828-6	■	25R12/R14N Replaces 25R12N & 25R14	120	24	Mini-Ref. Lt. Fr. Actual Bulb Dia. 1 1/2"	C, CC-2V		2 3/8	1500		200
	S-11	S.C. Bay	24250-3	X (72)	25S11/4SC	10	120	Rwy. Lt. Signal	C, CC-6	1 1/4	2 3/8	1000		
			29102-1		25S11/4SC/6	10	120	Railroad Signal	C, CC-6	1 1/4	2 3/8	6000		
		Cand.	23603-4	▲ (2)	25S11/2C	120	24	Clear Headlamp	B, C-7A	1 1/8	2 1/4	500		220
	T-6 1/2	Inter.	37388-6	▲	25T6-1/2IF	120-130	24	Frost Appliance	B, C-8		5 1/2	1000		210
			37389-4	▲	25T6-1/2	120-130	24	Clear Appliance	B, C-8		5 1/2	1000		220
		D.C. Bay	37391-0		25T6-1/2DC/IF	120-130	24	Frost Appliance	B, C-8		5 1/2	1000		210
			37392-8		25T6-1/2DC	120-130	24	Clear Appliance	B, C-8		5 1/2	1000		220
	T-8	D.C. Bay	29909-9	X (4)	BC25T8DC 12/I	120	12	Clear Appliance	B, C-7A		2 3/8			210
			24827-8	(4)	25T8DC	120	24	Clear Appliance	B, C-7A		2 3/8			210
		Cand.	23592-9	▲ (4)	25T8C	120	24	Clear Appliance	B, C-7A		2 3/8			220
		Inter.	23593-7	▲ (4)	25T8N	120	24	Clear Appliance	B, C-7A		2 3/8			220
	T-10	Med.	37674-9	▲	BC25T10/IF 12/I	120	12	Frost Showcase	B, C-8		5 3/8	1000		260
			37393-6	▲	25T10/IF	120-130	60	Frost Showcase	B, C-8		5 3/8	1000		255
			20363-8	▲	BC25T10	120	12	Clear Showcase	B, C-8		5 3/8	1000		250
			37394-4	▲	25T10	120-130	60	Clear Showcase	B, C-8		5 3/8	1000		260
30	A-15	Med.	30448-5		30A15	130	120	Frost Sign Service Ratings @ 120V = 27W	C, C-9		3 1/2	8000 22828		180 137
			30452-7		30A15/CL	130	120	Clear Sign Service Ratings @ 120V = 27W	C, C-9	2 3/8	3 1/2	8000 22828		160 122
		R-20	20165-7	▲ X (87)	30R20 12/I	120	12	Lt. Frost Reflector	C, CC-6		3 1/8	2000		205
			22078-0	▲ (87)	30R20 12/I	130	12	Lt. Frost Reflector	C, CC-6		3 1/8	2000		205
			20264-8		30R20/SFL	120	60	Lt. Frost Reflector Sign	C, C-9		3 1/8	6000		240

For the most current product information, go to www.nam.lighting.philips.com/us/ecatalog/
Incandescent symbols and footnotes located on page 50

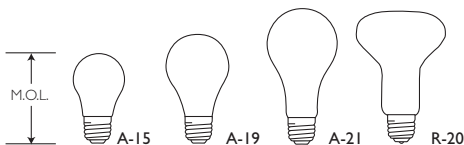


INCANDESCENT LAMPS

Watts	Bulb	Base	Product Number	Symbols, Footnotes	Ordering Code	Volts	Pkg. Qty.*	Description	Class, Filament	LCL (In.)	MOL (In.)	Rated Avg. Life, Hrs. (93)	Approx. MBCP*	Lumens
30	R-20	Med.	22601-9	□ (66)	30R20/SFL/TF	130	60	Frost Silicone Coated	C, CC-6		3 1/8	6000		
			27561-0	X □ (10)	30R20/SFL/5TR	120	60	Transp. Red Reflector Sign	C, C-9		3 1/8	6000		
			27553-7	X □ (10)	30R20/SFL/5TG	120	60	Transp. Green Reflector Sign	C, CC-6		3 1/8	6000		
			16753-6	▲ (87)	30R20/LL 12/I	120	12	Frost Long Life Reflector	C, CC-6		3 1/8	2500	335	205
30 70 100	A-21	3 Ct. Med.	16947-4	▲ (8)	30/100A/WL 12/I	120	12	Soft White Long Life Three-Way	C, 2CC-8		5 3/8	1750		285 920 1205
			36662-5	▲ (8)	30/100A/W 12/I	120	12	Soft White Three-Way	C, 2CC-8		5 3/8	1200		310 945 1255
33	A-19	Med.	22145-7		33A19/5	130	60	Clear Sign Ratings @ 120V = 29W	C, C-9		3 1/8	3000 8561		220 168
			30549-0		33A19/GR/CL	130	60	Clear Sign Ratings @ 120V = 29W	B, C-9		3 1/8	3000 8561		220 168
34	A-19	Med.	22234-9	▲ • \$	40A-34A/EW	120	48	Frost Econ-o-watt	C, CC-6		4 3/8	1500		410
			22235-6		40A-34A/EW	130	48	Frost Econ-o-watt Ratings @ 120V = 30W	C, CC-6		4 3/8	1500 4245		400 305
			37397-7	• \$	40A-34A/99/EW	120-130	48	Frost Econ-o-watt Extended Service Ratings @ 120V = 32W	C, CC-6		4 3/8	2500 4250		350 304
40	A-15	Med.	29999-0	▲	BC40A15/CL/LL 12/I	120	12	Clear Longer Life Home Appliance	C, C-9		3 1/2	1750		400
			37398-5	▲	40A15	120-130	120	Frost Home Appliance	C, C-9		3 1/2	1000		415
			25109-0	▲ □ (66)	40A15/TF	120-130	120	Frost Refrigerator Silicone Coated	C, C-9		3 1/2	1000		
			16934-2	▲	BC40A15/FAN/CL/LL 6/2	120	12	Clear Long Life Fan	C, C-9		3 1/2	2000		395
			16935-9	▲	BC40A15/FAN/W/LL 6/2	120	12	White Long Life Fan	C, C-9		3 1/2	2000		365
			20002-2	▲	40A15/22	120	120	Clear Home Oven	C, C-9		3 1/2	1000		420
	A-19	Med.	27081-9	▲	40A 12/4	120	48	Frost	C, CC-6		4 3/8	1500		495
			16797-2	▲	40A/CL/LL 12/2	120	24	Clear Long Life	C, CC-6		4 3/8	1500		505
			16737-9	▲	40A/WL 24/4	120	96	Soft White Long Life	C, CC-6		4 3/8	1500		475
			16869-0	▲	40A/WL 12/4	120	48	Soft White Long Life	C, CC-6		4 3/8	1500		475
			37465-2	▲	40A	120	48	Frost	C, CC-6		4 3/8	1500		495
			37466-0	▲	40A	130	48	Frost Ratings @ 120V = 35W	C, CC-6		4 3/8	1500 4245		490 375
			30033-5	▲ (66)	40A/TF	120	120	Frost Silicone Coated	C, CC-6		4 3/8	1500		
			37399-3	▲	40A/CL	120-130	48	Clear Ratings @ 120V = 37W	C, CC-6	3 1/2	4 3/8	1500 2550		500 435
			37400-9	▲	40A/99	120-130	48	Frost Extended Service Ratings @ 120V = 37W	C, CC-6		4 3/8	2500 5100		465 405
			24424-4	▲	BC40A/GD 12/2	120	24	Frost Garage Door	C, C-9		3 1/8	3500		370
			37481-9	▲ •	40A/W 12/4	120	48	Soft White	C, CC-6		4 3/8	1000		500
			37482-7	▲	40A/W/TP 24/4	120	96	Soft White Tra-Pak	C, CC-6		4 3/8	1000		500
	35452-2	▲	40A/YL 12/2	120	24	Bug-A-Way® Yellow Longer Life	C, CC-6		4 3/8	1350				
	A-21	Med.	23096-1	□	40A19/35	130	48	Frost Industrial Service Ratings @ 120V = 35W	C, C-9		4 1/4	3500 9987		315 240
			37973-5		40A/B	120	120	Blue-Sign	B, C-9		4 3/8	1000		
			37974-3		40A/G	120	120	Green-Sign	B, C-9		4 3/8	1000		
			38022-0		40A/R	120	120	Red-Sign	B, C-9		4 3/8	1000		
			38024-6		40A/Y	120	120	Yellow-Sign	B, C-9		4 3/8	1000		

For the most current product information, go to www.nam.lighting.philips.com/us/ecatalog/

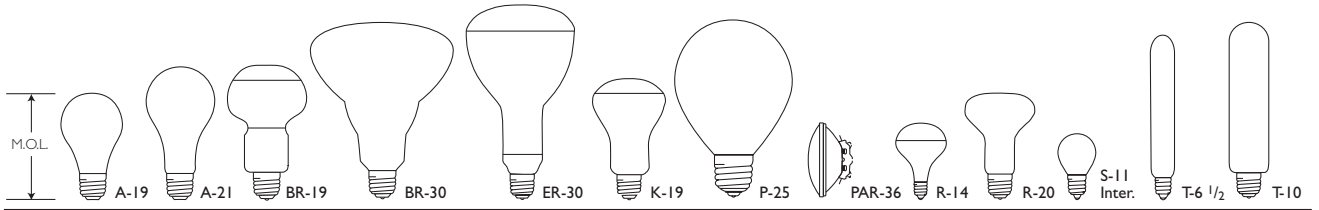
Incandescent symbols and footnotes located on page 50



INCANDESCENT LAMPS

Watts	Bulb	Base	Product Number	Symbols, Footnotes	Ordering Code	Volts	Pkg. Qty. •	Description	Class, Filament	LCL (In.)	MOL (In.)	Rated Avg. Life, Hrs. (93)	Approx. MBCP *	Lumens
40	K-19	Med.	30728-0	▲ □	40K19/DL 6/2	120	12	Director®	C, C-9		4 1/8	1150		500
	R-14	Med.	35454-8		40R14/SP	120	24	Light Fr. Mini. Refl.	C, CC-2V		2 3/8	1500		250
	S-11	Inter.	21216-7	▲	BC40S11/NTP 16/1	120	16	Clear High Intensity	C, CC-2V		2 3/8	500		440
			24830-2	▲	40S11N/IF	120	24	Frost High Intensity	C, CC-2V		2 3/8	500		420
	T-6 1/2	Inter.	24850-0	▲	40T6-1/2	120	24	Clear Refrigerator	B, C-8		5 1/2	1000		350
			24852-6	▲	40T6-1/2IF	120	24	Frost Refrigerator	B, C-8		5 1/2	1000		340
			20491-7	▲	BC40T6-1/2 12/1	120	12	Clear Refrigerator	B, C-8		5 1/2	1000		350
	T-10	Med.	37679-8	▲	BC40T10/IF 12/1	120	12	Frost Showcase	B, C-8		5 3/8	1000		430
			37401-7	▲	40T10/IF	120-130	60	Frost Showcase	B, C-8		5 3/8	1000		435
			20368-7	▲	BC40T10 12/1	120	12	Clear Showcase	B, C-8		5 3/8	1000		435
			37402-5	▲	40T10	120-130	60	Clear Showcase	B, C-8		5 3/8	1000		440
			21941-0		40T10P	120	60	Aviation Airport Marker	C, CC-2V	1 1/2	3 1/8	1000		400
45	BR-30	Med.	16751-0	▲ (87)	45BR30/FL55/LL 12/1	120	12	Long Life Reflector Flood	C, CC-6		5 3/8	2500		340
50	A-19	Med.	36805-0	▲	50A 12/2	12	24	Frost	C, C-6		4 1/8	1000		790
			34765-8	▲	50A	24	120	Frost	C, C-6		4 1/8	1000		825
			34769-0	▲	50A	34	120	Frost	C, C-6		4 1/8	1000		790
			24569-6	▲	50A	250	120	Frost	C, RC-9		3 1/8	1000		1000
			24324-6	▲	50A/RS	34	120	Frost Rough Serv. Train	B, C-9		3 1/8	1000		500
			24326-1	▲	50A19/RS	75	120	Frost Rough Serv. Train	B, RC-9		3 1/8	1000		500
			21952-7	▲	50A19/31	120	120	Clear Commercial Oven	B, C-9	2 1/2	3 1/8	1000		500
			37403-3	▲	50A/RS	120-130	120	Frost Rough Service Ratings @ 120V =47W	B, RC-9		3 1/8	1000		500
												1700		440
												1000		480
												1000		355
												1000		
	BR-19	Med.	16750-2	▲ \$ □ (87)	50BR19/25/SP/LL 12/1	120	12	Long Life Spotline Reflector	C, CC-11		4 1/8	2500	635	385
			28731-8	▲ \$ X □	50BR19/25/SP	120	12	Spotline Reflector	C-9		4 1/8	2000		530
	ER-30	Med.	37404-1	▲ \$ (87)	50ER30	120-130	24	Elliptical Reflector	C, CC-6		6 3/8	2000		360
	PAR-36	M.P.	29603-8		50PAR36/WFL	12	12	Compact Wide Flood	C, C-6		2 3/8	2000		
			22859-3		50PAR36/NSP/8	12	12	Compact Narrow Spot	C, C-6		2 3/8	2000		
	P-25	3 Ct. Mog.	22018-6	(15)	50/50P25/28	120	60	Clear Marine	C, C-5, C-9	3 3/8	5 1/8	750		375
R-20	Med.	22082-2	▲ • (87)	50R20 12/1	130	12	Lt. Frost Reflector	C, CC-6		3 1/8	2000		380	
		26635-3	▲ • (19,87)	50R20/PK	120	60	Pink Reflector	C, CC-6		3 1/8	2000			
		16755-1	▲ (87)	50R20/LL 12/1	120	12	Frost Long Life Reflector	C, CC-6		3 1/8	2500		385	
50 100 150	A-21	3 Ct. Med.	36671-6	▲ (8)	50/150A/W 12/1	120	12	Soft White Three-Way	C, 2CC-8		5 3/8	1200		610 1510 2120
			31736-2	▲ X □ (8)	50/150A/STP/BL 8/1	120	8	Blue Softone Pastel® Three-Way	C, 2CC-8		5 3/8	1200		530 1260 1790
			31716-4	▲ X □ (8)	50/150A/STP/PCH 8/1	120	8	Peach Softone Pastel® Three-Way	C, 2CC-8		5 3/8	1200		610 1510 2120
			31739-6	▲ □ (8)	50/150A/STP/PK 8/1	120	8	Pink Softone Pastel® Three-Way	C, 2CC-8		5 3/8	1200		550 1310 1860
			16948-2	▲ (8)	50/150A/WL 12/1	120	12	Soft White Long Life Three-Way	C, 2CC-8		5 3/8	1750		575 1440 2015

For the most current product information, go to www.nam.lighting.philips.com/us/ecatalog/
 Incandescent symbols and footnotes located on page 50



INCANDESCENT LAMPS

Watts	Bulb	Base	Product Number	Symbols, Footnotes	Ordering Code	Volts	Pkg. Qty.*	Description	Class, Filament	LCL (In.)	MOL (In.)	Rated Avg. Life, Hrs. (93)	Approx. MBCP*	Lumens
50 100 150	A-21	3 Ct. Med.	16717-1	▲ (8)	DIS 50/150A/WL 48/1	120	48	Soft White Long Life Three-Way	C,2CC-8		5 3/8	1750		575 1440 2015
			32359-2	▲ □ (8)	50/150A/DL 12/1	120	12	Director® Three-Way	C,2CC-8		5 1/8	1200		
50 200 250	A-21	3 Ct. Med.	16949-0	▲ (8)	50/250A/WL 12/1	120	12	Soft White Long Life Three-Way	C,2CC-8		5 3/8	1750		575 3120 3695
			31756-0	▲ X □	51A19/RR/TS	125	20	Clear Ring Reflector Traffic Signal	C, C-7A	2 3/8	3 3/8	8000		385
51	A-19	Med.	20555-9	▲ X □	51A19/RR/TS	130	20	Clear Ring Reflector Traffic Signal	C, C-7A	2 3/8	3 3/8	8000		380
			22237-2	▲ •	60A-52A/EW	120	48	Frost Econ-o-watt	C, CC-6		4 3/8	1000		700
52	A-19	Med.	22239-8	▲ \$	60A-52A/EW	130	48	Frost Econ-o-watt Ratings @ 120V =46W	C, CC-6		4 3/8	1000		680 2830 550
			37459-5	▲ \$	60A-52A/99/EW	120-130	48	Frost Econ-o-watt Extended Service Ratings @ 120V =49W	C, CC-6		4 3/8	2500		605 4250 564
			37166-6	\$ (12)	K54A19/TS/EW	120-125	120	Clear Krypton Econ-o-watt Traffic Signal	C, C-11V	2 3/8	4 3/8	8000		530
60	A-15	Med.	21281-1	▲ X	BC60A15FAN 12/2	120	24	Clear Fan	C, C-9		3 1/2	1000		630
			20431-3	▲ X	BC60A15FAN/W 12/2	120	24	White Fan	C, C-9		3 1/2	1000		570
16945-8			▲	BC60A15/FAN/W/LL 6/2	120	12	White Long Life Fan	C, C-9		3 1/2	2000		570	
16946-6			▲	BC60A15/FAN/CL/LL 6/2	120	12	Clear Long Life Fan	C, C-9		3 1/2	2000		630	
	A-19	Med.	16794-0	▲	60A/CL/LL 12/2	120	24	Clear Long Life	C, CC-6		4 3/8	1500		900
			16738-7	▲	60A/WL 24/4	120	96	Soft White Long Life	C, CC-6		4 3/8	1500		830
			16874-0	▲	60A/WL 12/4	120	48	Soft White Long Life	C, CC-6		4 3/8	1500		830
			27082-7	▲ •	60A 12/4	120	48	Frost	C, CC-6		4 3/8	1000		890
			37469-4	▲ •	60A	120	48	Frost	C, CC-6		4 3/8	1000		890
			37471-0	▲ •	60A	130	48	Frost Ratings @ 120V =53W	C, CC-6		4 3/8	1000		850 2830 650
			30038-4	▲ (66)	60A/TF	120	120	Frost Silicone Coated	C, CC-6		4 3/8	1000		
			22245-5	▲ •	60A/99	120	48	Frost Extended Service	C, CC-6		4 3/8	2500		800
			22246-3	▲ •	60A/99	130	48	Frost Extended Service Ratings @ 120V =53W	C, CC-6		4 3/8	2500		790 7075 595
			37522-0	▲	60A/CL	130	48	Clear Ratings @ 120V =53W	C, CC-6	3 3/8	4 3/8	1000		880 2830 665
	37975-0	▲ X	60A/AGRO 24/1	120	24	Agro-Lite Plant Light	C, C-9		4 3/8	1000				
	13532-7	▲	60A/AGRO 12/1	120	12	Agro-Lite Plant Light	C, C-9		4 3/8	1000				
	38027-9	▲	60A/D	120	120	Frost Daylight	C, CC-6		4 3/8	1000		515		
	37517-0	▲	60A/Y	120-130	48	Bug-A-Way® Yellow Longer Life	C, CC-6		4 3/8	1350				
	37987-5	▲	60A19/B	120	60	Blue	C, C-9		4 3/8	1000				
	37977-6	▲	60A19/G	120	60	Green	C, C-9		4 3/8	1000				
	37976-8	▲	60A19/R	120	60	Red	C, C-9		4 3/8	1000				
	23941-8	▲ (43)	60A/SB	120	120	Frost Silvered Bowl	C, CC-6		4 3/8	1000		810		
	28111-3	▲	60A	230	120	Frost	C, RC-9		3 1/8	1000		545		
	37483-5	▲ •	60A/W 12/4	120	48	Soft White	C, CC-6		4 3/8	1000		860		
	37484-3	▲	60A/W/TP 24/4	120	96	Soft White Tra-Pak	C, CC-6		4 3/8	1000		860		
	34819-3	▲ X □	60A/STP/BL 12/2	120	24	Blue Softone Pastel®	C, CC-6		4 3/8	1000				
34820-1	▲ X □	60A/STP/PCH 12/2	120	24	Peach Softone Pastel®	C, CC-6		4 3/8	1000					
34822-7	▲ □	60A/STP/PK 12/2	120	24	Pink Softone Pastel®	C, CC-6		4 3/8	1000					
22573-0	▲ • □	60A/YL 12/2	120	24	Bug-A-Way® Yellow Longer Life	C, CC-6		4 3/8	1350					
22247-1	□	60A19/35	120	48	Frost Industrial Service	C, C-9		4 3/8	3500		600			

† Pursuant to California law, these incandescent lamps cannot be used or offered for sale for use in traffic signals in the State of California. For the most current product information, go to www.nam.lighting.philips.com/us/ecatalog/
Incandescent symbols and footnotes located on page 50

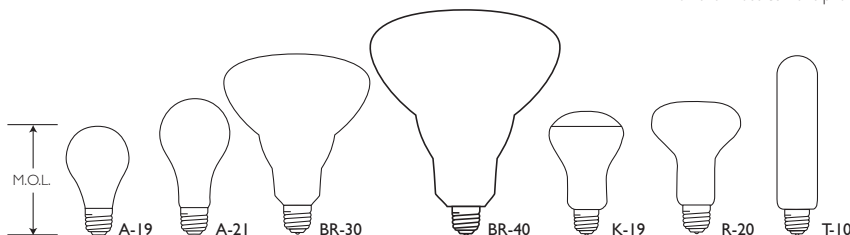


INCANDESCENT LAMPS

Watts	Bulb	Base	Product Number	Symbols, Footnotes	Ordering Code	Volts	Pkg. Qty. •	Description	Class, Filament	LCL (In.)	MOL (In.)	Rated Avg. Life, Hrs. (93)	Approx. MBCP *	Lumens	
60	A-19	Med.	22248-9	☐	60A19/35	130	48	Frost Industrial Service Ratings @ 120V =53W	C, C-9		4 7/8	3500		585	
			25836-8	☐ (66)	60A/35/TF	120	60	Frost Silicone Coated Industrial Service	C, C-9		4 7/8	3500		446	
			+ 21056-7	\$ (12)	K60A19/TS/EW	120-125	120	Clear Krypton Econ-o-watt Traffic Signal	C, C-11V	2 7/8	4 3/8	8000		610	
			+ 37167-4	\$ (12)	K60A19/TS/EW	130	120	Clear Krypton Econ-o-watt Traffic Signal	C, C-11V	2 7/8	4 3/8	8000		610	
			K-19	Med.	22486-5	▲☐	60K19/DL 6/2	120	12	Director®	C, CC-6		4 1/8	1150	
	R-20	Med.	30231-5	X (10)	60R20/SFL/5TB	120	60	Blue Transp. Refl. Sign	C, C-9		3 1/8	6000			
	T-10	Med.	22178-8	▲	60T10/64IF	120	60	Frost	B, C-8		5 1/8	1000		660	
			22176-2	▲	60T10/64	120	60	Clear	B, C-8		5 1/8	1000		665	
	65	BR-30	Med.	24876-5	▲ • (87)	65BR30/FL55 12/1	120	12	Reflector Flood	C, CC-6		5 3/8	2000		635
				24884-9	▲ • (87)	65BR30/FL55	130	12	Reflector Flood	C, CC-6		5 3/8	2000		635
24877-3				▲ (87)	65BR30/SP20 12/1	120	12	Reflector Spot	C, CC-6		5 3/8	2000		655	
24880-7				▲ (87)	65BR30/SP20	130	12	Reflector Spot	C, CC-6		5 3/8	2000		655	
24452-5				(87)	65BR30/SFL	120	24	Reflector Sign Frost	C, C-17A		5 3/8	5000		635	
16768-4				▲ (87)	65BR30/FL55/LL 12/1	120	12	Long Life Reflector Flood	C, CC-6		5 3/8	2500	510	595	
16769-2				▲ (87)	65BR30/SP20/LL 12/1	120	12	Long Life Reflector Spot	C, CC-6		5 3/8	2500	530	610	
BR-40		Med.	22537-5	▲ • (87)	65BR/FL60	130	24	Reflector Flood	C, CC-6		6 1/8	2000		685	
			22546-6	▲ (87)	65BR/SP20	120-130	24	Reflector Spot	C, CC-6		6 1/8	2000		655	
			16741-1	▲ (87)	65BR/FL60/LL 8/1	120	8	Long Life Reflector Flood	C, CC-6		6 1/8	2500	500	630	
	38913-0		▲ (87)	65BR/FL60 24/1	120	24	Long Life Reflector Flood	C, CC-6		6 1/8	2000	500	630		
67	A-19	Med.	22240-6	▲ • \$	75A-67A/EW	120	48	Frost Econ-o-watt	C, CC-6		4 7/8	750		1010	
			22241-4	▲ • \$	75A-67A/EW	130	48	Frost Econ-o-watt Ratings @ 120V =59W	C, CC-6		4 7/8	750		990	
			37405-8	▲ • \$	75A-67A/99/EW	120-130	48	Frost Econ-o-watt Extended Service Ratings @ 120V =63W	C, CC-6		4 7/8	2500		835	
	A-21	Med.	+ 22192-9	• (12)	67A21/99TS	120	120	Clear Traffic Signal	C, C-11V		4 7/8	8000		610	
			+ 22197-8	• (12)	67A21/99TS	130	120	Clear Traffic Signal	C, C-11V	2 7/8	4 7/8	8000		610	
69	A-21	Med.	+ 22199-4	• (12)	69A21/TS	120	120	Clear Traffic Signal	C, C-9	2 7/8	4 7/8	8000		685	
			+ 22204-2	• (12)	69A21/TS	130	120	Clear Traffic Signal	C, C-9	2 7/8	4 7/8	8000		685	
75	A-19	Med.	37472-8	▲ •	75A	120	48	Frost	C, CC-6		4 7/8	750		1220	
			16801-3	▲	75A/CL/LL 12/2	120	24	Clear Long Life	C, CC-6		4 7/8	1500		1080	
			16879-9	▲	75A/WL 12/4	120	48	Soft White Long Life	C, CC-6		4 7/8	1500		1040	
			16739-5	▲	75A/WL 24/4	120	96	Soft White Long Life	C, CC-6		4 7/8	1500		1040	
			27083-5	▲ •	75A 12/4	120	48	Frost	C, CC-6		4 7/8	750		1220	
			37473-6	▲	75A	130	48	Frost Ratings @ 120V =66W	C, CC-6		4 7/8	750		1150	
			37406-6	▲ •	75A/99	120-130	48	Frost Extended Service Ratings @ 120V =70W	C, CC-6		4 7/8	2500		1070	
			29360-5	▲	75A/RS/VS	120-130	12/1	Frost Rough & Vib. Serv. Ratings @ 120V =70W	R, C-9	2 1/8	3 1/8	1000		712	
			37525-3	▲	75A/CL	130	48	Clear Ratings @ 120V =66W	C, CC-6	3 1/8	4 7/8	750		1195	
			37485-0	▲ •	75A/W 12/4	120	48	Soft White	C, CC-6		4 7/8	750		1180	
			37486-8	▲	75A/W/TP 24/4	120	96	Soft White Tra-Pak	C, CC-6		4 7/8	750		1180	
			A-21	Med.	31305-6	▲	75A21	120-130	120	Frost Ratings @ 120V =66W	C, CC-8		5 3/8	1000	
	20922-1	▲ (66)	75A/RH/TF 12/1	120-130	12	Frost Silicone Coated Tough Bulb	C, RC-9		5 3/8	1000		858			

* Pursuant to California law, these incandescent lamps **cannot be used or offered for sale for use in traffic signals in the State of California.**

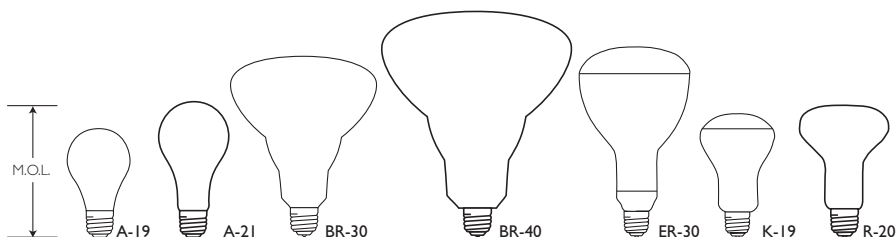
For the most current product information, go to www.nam.lighting.philips.com/us/ecatalog/
Incandescent symbols and footnotes located on page 50



INCANDESCENT LAMPS

Watts	Bulb	Base	Product Number	Symbols, Footnotes	Ordering Code	Volts	Pkg. Qty.*	Description	Class, Filament	LCL (In.)	MOL (In.)	Rated Avg. Life, Hrs. (93)	Approx. MBCP*	Lumens	
75	A-21	Med.	20470-1	▲	75A/RH 12/1	120-130	12	Frost Rough House Ratings @ 120V = 70W	C, RC-9		5 3/8	1000		750	
			24353-5	▲	75A21	12	120	Frost	C, C-6		5 3/8	1000		730	
	BR-30	Med.	24903-7	▲ (66, 87)	75BR30/FL/TF	120	12	Frost Silicone Coated Reflector	C, CC-6		5 3/8	2000		1100	
			24905-2	▲ (87)	75BR30/AGRO 6/1	120	6	Agro-Lite Plant Light	C, CC-6		5 3/8	2000		700	
			24904-5	▲ (87)	75BR30/B 8/1	120	8	Blue	C, CC-6		5 3/8	2000			
			24902-9	▲ (87)	75BR30/PK 8/1	120	8	Pink	C, CC-6		5 3/8	2000			
			24899-7	▲ (87)	75BR30/R 8/1	120	8	Red	C, CC-6		5 3/8	2000			
	ER-30	Med.	20572-4	▲ \$ (19, 37, 87)	75ER30	120	24	Elliptical Reflector	C, CC-6		6 3/8	2000		570	
			29636-8	▲ \$ (19, 37, 87)	75ER30	130	24	Elliptical Reflector	C, CC-6		6 3/8	2000		570	
	K-19	Med.	22487-3	▲ □	75K19/DL 6/2	120	12	Director®	C, CC-6		4 3/8	1150		1000	
R-20	Med.	16763-5	▲ □ (87)	75R20/LL 12/1	120	12	Frost Long Life Reflector	C, CC-6		3 1/8	2500	800	570		
85	BR-30	Med.	16766-8	▲ (87)	85BR30/FL55/LL 6/1	120	6	Long Life Reflector Flood	C, CC-6		5 3/8	2500	700	855	
			16767-6	▲ (87)	85BR30/SP20/LL 6/1	120	6	Long Life Reflector Spot	C, CC-6		5 3/8	2500	3100	865	
	BR-40	Med.	22527-6	▲ • (87)	85BR/FL60	120	24	Reflector Flood	C, CC-6		6 1/2	2000		900	
			22528-4	▲ • (87)	85BR/FL60	130	24	Reflector Flood	C, CC-6		6 1/2	2000		925	
				16785-8	▲ (87)	85BR/FL60/LL 8/1	120	8	Long Life Reflector Flood	C, CC-6		6 1/2	2500	700	900
				16788-2	▲ (87) X	85BR/SP20/LL 8/1	120	8	Long Life Reflector Spot	C, CC-6		6 1/2	2500	3100	900
90	A-19	Med.	22243-0	▲ • \$	100A-90A/EW	120	48	Frost Econ-o-watt	C, CC-6		4 3/8	750		1445	
			37390-2	▲ \$	100A-90A/99EW	120-130	48	Frost Econ-o-watt Extended Service Ratings @ 120V = 84W	C, CC-6		4 3/8	2500		1185	
			37168-2	\$ (12)	K90A19/TS/EW	120-125	120	Clear Krypton Econ-o-watt Traffic Signal	C, C-11V	2 3/8	4 3/8	8000		1040	
				37615-2	\$ (12)	K90A19/11/TS/EW	120-125	120	Clear Krypton Econ-o-watt Traffic Signal	C, C-11V	3	4 3/8	8000		1040
				A-21	Med.	26829-2	\$ □	90A21/35	130	60	Frost Econ-o-watt Industrial Service Ratings @ 120V = 80W	C, C-9		5 3/8	3500
	100	A-19	Med.			27086-8	▲	100A 12/4	120	48	Frost	C, CC-6		4 3/8	750
37474-4				▲ • X	100A	120	48	Frost	C, CC-6		4 3/8	750		1600	
13684-6				▲ •	100A	120	48	Frost	C, CC-8		4 3/8	750		1710	
37476-9				▲ •	100A	130	48	Frost	C, CC-6		4 3/8	750		1560	
													2120		1190
22978-1				▲ •	100A/99	120	48	Frost Extended Service	C, CC-6		4 3/8	2500		1500	
22979-9				▲ •	100A/99	130	48	Frost Extended Service Ratings @ 120V = 88W	C, CC-6		4 3/8	2500		1470	
													7075		1110
37527-9				▲	100A/CL	130	48	Clear Ratings @ 120V = 88W	C, CC-6	3 1/2	4 3/8	750		1720	
													2120		1300
13254-8				▲ •	100A/W 12/4	120	48	Soft White	C, CC-6		4 3/8	750		1620	
16795-6				▲	100A/CL/LL 12/2	120	24	Clear Long Life	C, CC-6		4 3/8	1500		1470	
16740-3				▲	100A/WL 24/4	120	96	Soft White Long Life	C, CC-8		4 3/8	1500		1550	
13255-5				▲	100A/W/TP 24/4	120	96	Soft White Tra-Pak	C, CC-6		4 3/8	750		1620	
22581-3	▲ • □	100A/YL 12/2	120	24	Bug-A-Way® Yellow Longer Life	C, CC-6		4 3/8	1350						
16862-5	▲	100A/WL 12/4	120	48	Soft White Long Life	C, CC-8		4 3/8	1500		1550				

† Pursuant to California law, these incandescent lamps cannot be used or offered for sale for use in traffic signals in the State of California. For the most current product information, go to www.nam.lighting.philips.com/us/ecatalog/ Incandescent symbols and footnotes located on page 50



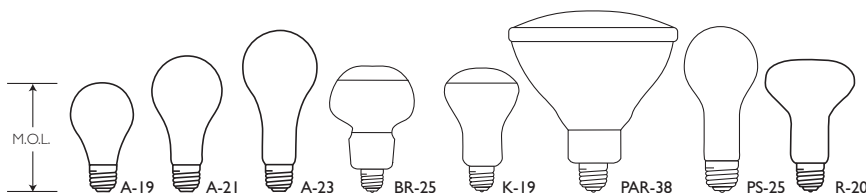
INCANDESCENT LAMPS

Watts	Bulb	Base	Product Number	Symbols, Footnotes	Ordering Code	Volts	Pkg. Qty. •	Description	Class, Filament	LCL (In.)	MOL (In.)	Rated Avg. Life, Hrs. (93)	Approx. MBCP *	Lumens	
100	A-19	Med. LHT	37414-0	(18)	100A/LHT	120-130	48	Frost	C, CC-6		4 7/8	750		1560	
	A-21	Med.	34803-7	▲	100A	12	120	Frost	C, C-6		5 3/8	1000		2050	
			34781-5	▲	100A	34	120	Frost Train	C, C-6		5 3/8	1000		1940	
			28171-7	▲	100A21	120-130	120	Frost	C, CC-8		5 3/8	750		1680	
								Ratings @ 120V = 94W				1280		1463	
				30051-7	▲ (66)	100A21/TF	120	120	Frost Silicone Coated	C, CC-8		5 3/8	750		
				29956-0	▲	100A	230	120	Frost	C, C-9		5 3/8	1000		1270
				29955-2	▲	100A	250	120	Frost	C, C-9		5 3/8	1000		1270
				24661-1	▲	100A	277	120	Frost Mine	C, C-9		5 3/8	1000		1070
				37460-3		100A21/99	120-130	60	Frost Extended Service	C, CC-8		5 3/8	2500		1475
									Ratings @ 120V = 94W			4250		1280	
				38026-1	▲	100A/D	120	60	Frost Daylight	C, C-9		5 3/8	750		900
				37969-3	▲ (43, 64)	100A/ISBIF	120	120	Frost Silvered Bowl	C, CC-6		5 3/8	1000		1240
				27985-1	▲ (66)	100A/RS/TF	120-130	60	Frost Silicone Coated Rough Service	C, RC-9		5 3/8	1000		
				27550-3	▲	100A/RS	250	60	Frost Rough Service	C, RC-9		5 3/8	1000		1030
				27560-2	▲ •	100A/CL/RS/VS	120-130	60	Clear Rough & Vibration Service	C, RC-9	3 3/8	5 3/8	1000		1100
									Ratings @ 120V = 94W			1700		945	
				37411-6	□	100A21/35	120-130	60	Frost Industrial Service	C, C-9		5 3/8	3500		1175
									Ratings @ 120V = 94W			5975		1015	
				25838-4	□ (14, 66)	100A21/35/TF	120	60	Frost Silicone Coated Industrial Service	C, C-9		5 3/8	3500		
				27569-3		100A/RS/VS/BR	120-130	60	Frost Rough & Vibration Service	C, RC-9		5 3/8	1000		1230
									Ratings @ 120V = 94W			1700		945	
				+ 22390-9	(12)	100A21/TS	130	120	Clear Traffic Signal	C, C-9	2 7/8	4 7/8	2000		1260
		Med. LHT		22300-8	X (18)	100A/3	120	120	Frost	C, CC-8		5 3/8	750		1750
		Med. Pf.		22310-7	(12)	100A21P	120	60	Aviation-Airport Marker	C, CC-2V	2 3/8	5 3/8	2000		
		A-23	Med.	22430-3	▲	100A23	120	120	Frost	C, CC-6		6 3/8	750		1730
			22422-0	X	100A23/R	120	60	Red	C, CC-6		6 3/8	750			
	BR-25	Med.	31572-1	▲ X □	100BR25/25	120	8	Spotlight Reflector	C, C-11		4 1/2	2000			
	PAR-38	Med. Skt.	36235-0	★ (29, 82)	100PAR/A 6/1	120	6	Amber PAR	C, CC-6		5 3/8	2000			
			20177-2	★ (29, 82)	100PAR/B 6/1	120	6	Blue PAR	C, CC-6		5 3/8	2000			
			20186-3	★ (29, 82)	100PAR/G 6/1	120	6	Green PAR	C, CC-6		5 3/8	2000			
			20228-3	★ (29, 82)	100PAR/R 6/1	120	6	Red PAR	C, CC-6		5 3/8	2000			
			20232-5	★ (29, 82)	100PAR/Y 6/1	120	6	Yellow PAR	C, CC-6		5 3/8	2000			
			22191-1	★ (27, 89)	100PAR38/HEAT/CL	120	15	Clear PAR Infrared	C, C-9		5 3/8				
	K-19	Med.	22491-5	▲ □	100K19/DL 6/2	120	12	Director®	C, CC-6		4 1/2	1150		1450	
	R-20	Med.	33703-0	■ □ (12, 26)	100R20/FL/S	12	60	Reflector Flood Swimming Pool	C, C-6		3 1/8	2000			
			16701-5	▲ □ (87)	100R20/LL 12/1	120	12	Frost Long Life Reflector	C, CC-6		3 1/8	2500		935	
100 200 300	PS-25	3 Ct. Mog.	36734-2	▲ (8)	100/300/W 12/1	120	12	Soft White Three-Way	C, 2CC-6		6 3/8	1200		1320 3300 4620	
116	A-21	Med.	+ 22483-2	(12)	116A21/TS	120	120	Traffic Signal Clear	C, C-9	2 7/8	4 7/8	8000		1260	
			+ 22485-7	(12)	116A21/TS	130	120	Traffic Signal Clear	C, C-9	2 7/8	4 7/8	8000		1260	

+ Pursuant to California law, these incandescent lamps cannot be used or offered for sale for use in traffic signals in the State of California.

For the most current product information, go to www.nam.lighting.philips.com/us/ecatalog/

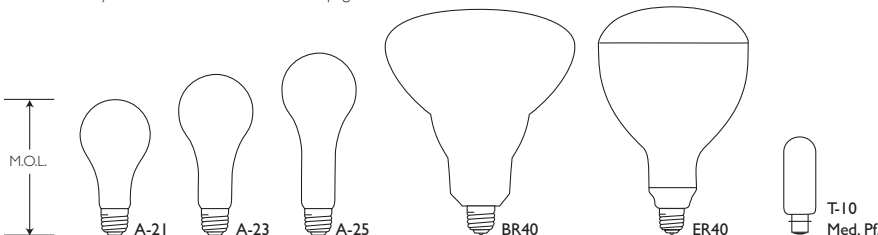
Incandescent symbols and footnotes located on page 50



INCANDESCENT LAMPS

Watts	Bulb	Base	Product Number	Symbols, Footnotes	Ordering Code	Volts	Pkg. Qty.*	Description	Class, Filament	LCL (In.)	MOL (In.)	Rated Avg. Life, Hrs. (93)	Approx. MBCP*	Lumens	
120	BR-40	Med.	22541-7	▲ • (87)	120BR/FL60	120	24	Reflector Flood	C, CC-6		6 1/2	2000		1300	
			22532-6	▲ • (87)	120BR/FL60	130	24	Reflector Flood	C, CC-6		6 1/2	2000		1300	
			22544-1	▲ (87)	120BR/SP20	120-130	24	Reflector Spot	C, CC-6		6 1/2	2000		1250	
	ER-40	Med.	16779-1	▲ (87)	120BR/FL60/LL 8/1	120	8	Long Life Reflector Flood	C, CC-6		6 1/2	2500	1000	1285	
			16781-7	▲ (87)	120BR/SP20/LL 8/1	120	8	Long Life Reflector Spot	C, CC-6		6 1/2	2500	4600	1225	
			21562-4	▲ \$ (19, 37, 87)	120ER40	120	24	Elliptical Reflector	C, CC-6		7 3/8	2000		1190	
			21565-7	▲ \$ (19, 37, 87)	120ER40	130	24	Elliptical Reflector	C, CC-6		7 3/8	2000		1190	
124	A-21	Med.	20556-7	☐ \$	124A21/RR/TS	120	20	Clear Ring Reflector Traffic Signal	C, C7A		4 3/8	8000		1150	
			20557-5		124A21/RR/TS	125	20	Clear Ring Reflector	C, C7A	3	4 3/8	8000		1125	
			20558-3		124A21/RR/TS	130	20	Clear Ring Reflector Traffic Signal	C, C7A	3	4 3/8	8000		1100	
125	BR-40	Med.	38931-2	▲ (27,87,89)	125BR40/I 4/I	120	4	Clear Reflector Infrared	C, C-9		6 1/2				
	T-10	Med. Pf.	23640-6	X (8)	125T10P	120	24	Spotlight	C, C-13	2 3/8	5 3/8	500		1740	
135	A-21	Med.	28175-8	▲ \$	150A-135A/EW	120-130	60	Frost Econ-o-watt Ratings @ 120V=127W	C, CC-8		5 3/8	750		2490	
			37464-5	▲ \$	150A-135A/99/EW	120-130	60	Frost Econ-o-watt Ratings @ 120V=126W	C, CC-8		5 3/8	2500		2030	
			37616-0	\$ (12)	K135A21/TS/EW	120-125	120	Clear Krypton Econ-o-watt Traffic Signal	C, C-11V	3	4 1/8	8000		1750	
	A-25	Med.	26836-7	X ☐ \$	135A25/35	130	60	Frost Econ-o-watt Industrial Service Ratings @ 120V=119W	C, C-9		6 15/16	3500		1865	
											9987		1423		
150	A-21	Med.	27003-3	▲ •	150A	120	48	Frost	C, CC-8		5 3/8	750		2850	
			27069-4	▲ •	150A	130	48	Frost	C, CC-8		5 3/8	750		2800	
													2140		2174
			37417-3	▲ • (82)	150A/99	120-130	60	Frost Extended Service Ratings @120V=141W	C, CC-8		5 3/8	2500		2445	
			37418-1	▲ (82)	150A/CL	120-130	60	Clear Ratings @120V=141W	C, CC-8	3 3/8	5 3/8	750		2815	
													1275		2440
			27983-6	▲ (66)	150A21/RS/TF	120-130	60	High-Temp. Coating	C, RC-9		5 3/8	1000			
			16799-8	▲	150A/CL/LL 12/I	120	12	Clear Long Life	C, CC-8		5 3/8	2000		2570	
			16866-6	▲	150A/WL 12/I	120	12	Soft White Long Life	C, CC-8		5 3/8	2000		2310	
			27578-4	▲	150A21/RS/BR	120-130	60	Frost Rough & Vibration Service Ratings @120V=141W	C, RC-9		5 3/8	1000		1700	1915
											1700		1915		
											1700		1915		
				32357-6	▲ ☐ (8)	150A/DL 12/I	120	12	Director®	C, CC-8		5 3/8	1000		
				27588-3	▲ •	150A/35/RS/BR	120-130	60	Frost Industrial Rough Service Ratings @120V=141W	C, RC-9	3 3/8	5 15/16	3500		1640
											1700		1915		
	A-23	Med. LHT	28170-9	(18)	150A23/LHT	120-130	60	Frost	C, CC-8		6 3/8	750		2850	
		Med.	37419-9	▲	150A23/CL	120-130	60	Clear Ratings @120V=141W	C, CC-8	4 3/8	6 3/8	750		2855	
											1275		2475		
	A-25	Med.	37421-5	☐	150A25/35	120-130	60	Frost Industrial Service Ratings @120V=141W	C, C-9		6 3/8	3500		1825	
											5975		1642		
			22965-8	☐ (14, 66)	150A25/35/TF	120	60	Frost Silicone Coated Industrial Service	C, C-9		6 15/16	3500			

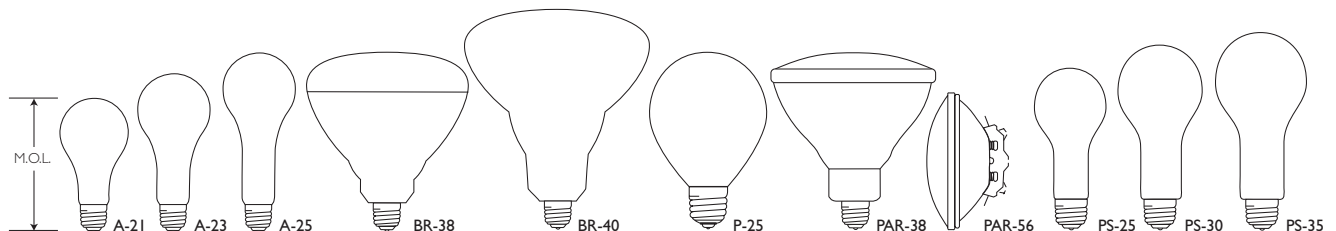
† Pursuant to California law, these incandescent lamps **cannot** be used or offered for sale for use in traffic signals in the State of California. For the most current product information, go to www.nam.lighting.philips.com/us/ecatalog/ Incandescent symbols and footnotes located on page 50



INCANDESCENT LAMPS

Watts	Bulb	Base	Product Number	Symbols, Footnotes	Ordering Code	Volts	Pkg. Qty. •	Description	Class, Filament	LCL (In.)	MOL (In.)	Rated Avg. Life, Hrs. (93)	Approx. MBCP *	Lumens	
150	BR-40	Med.	22736-3	X	150BR/B	120	24	Blue	C, CC-6		6 ½	2000			
			22733-0	X	150BR/PK	120	24	Pink	C, CC-6		6 ½	2000			
			22730-6	X	150BR/R	120	24	Red	C, CC-6		6 ½	2000			
			22725-6		150BR/AGRO 6/1	120	6	Agro-Lite Plant Light	C, CC-6		6 ½	2000			
	P-25	Med.	24938-3	(31)	150P25/2SB	120	60	Clear Spotlight Silvered Bowl	C, C-5		4 ¾	200		1700	
			23654-7	(23)	150P25/10	120	60	Light Frost Spotlight	C, C-5	3	4 ¾	200		2100	
	BR-38	Med.	38568-2	★(90)	150PAR/1/5FL	130	12	PAR Flood Anti-Vibration	C, C-11V		5 ½	5000			
	PS-25	Med.	28173-3	▲	150	120-130	60	Frost	C, C-9		6 ¼	750		2460	
								Ratings @120V=141W				1280		2143	
			28174-1	▲	150PS25/99	120-130	60	Frost Extended Service	C, C-9		6 ¼	2500		2080	
								Ratings @120V=141W				4268		1812	
			30056-6	▲(66)	150PS25/TF	120	60	Frost Silicone Coated	C, C-9		6 ¼	1000			
		24684-3	▲	150PS25/99CL	250	60	Clear Extended Service	C, CC-9		6 ¼	2500		1840		
PS-35	3 Ct. Mog.	23659-6	X	150/400	120	24	Frost Hospital	C,2C-7A		9 ¾	200				
175	PAR-38	Med. Skt.	13033-6	★(27, 89)	175PAR38/HEAT/CL	120	15	Clear Infrared	C, C-9		5 ¾				
189	PS-25	Med.	39423-9		189PS25/64	125	60	Clear	C, C-9	5 ½	6 ¼	3000		2900	
200	A-21	Med.	16867-4	▲	200A/WL 6/1	120	6	Soft White Long Life	C, CC-8		5 ¾	1500		3300	
	A-23	Med.	16798-0	▲	200A/CL/LL 6/1	120	6	Clear Long Life	C, CC-8		6 ¾	1500		3665	
			36289-7	▲	200A	120	60	Frost	C, CC-8		6 ¾	750		3800	
			36291-3	▲	200A	130	60	Frost	C, CC-8		6 ¾	750		3800	
								Ratings @120V=177W			2120		2865		
			37427-2	▲	200A/CL	120-130	60	Clear	C, CC-8	4 ¾	6 ¾	750		3815	
								Ratings @120V=187W			1275		3310		
			28176-6	▲	200A/99	120-130	60	Frost Extended Service	C, CC-8		6 ¾	2500		3500	
								Ratings @120V=187W			4268		3014		
	A-25	Med.	39813-1	□	200A25/35	130	60	Frost Extended Service	C, C-9		6 ¼	3500		2690	
								Ratings @120V=177W			9987		2052		
	BR-40	Med.	22654-8		200BR/FL	120	24	Reflector Flood	C, C-9		6 ½	2000		2200	
	PAR-56	M-P Mog. End Prong	23371-8	★(10)	200PAR56	30	8	PAR Headlight R.R.	C, CC-6		4 ½	350	230,000		
			28956-1	★(9,59,90)	200PAR56/MFL	120	8	PAR Med. Flood	C, CC-13		5	2000			
	PS-25	Med.	34974-6	▲	200/IF	250	60	Frost	C, CC-9		6 ¼	1000		3000	
			34976-1	▲	200	277	60	Clear Mine	C, CC-9	5 ½	6 ¼	1000		2650	
	PS-30	Med.	22729-8	▲	200	130	60	Clear	C, C-9		6	8 ¼	750		3710
								Ratings @120V=177W				2120		2825	
			22735-5	▲ X	200/IF	130	60	Frost	C, C-9		8 ¼	750		3710	
								Ratings @120V=177W				2120		2825	
22708-2			▲ X	200/IF	120	60	Frost	C, C-9		8 ¼	750		3710		
13392-6			▲	200/IF	120-130	12	Frost	C, C-9		8 ¼	750		3710		
							Ratings @120V=177W				2120		2825		
24397-2			▲	200	32	60	Clear	C, C-6		8 ¼	1000		3800		
30059-0			▲(66)	200/TF	120	60	Frost Silicone Coated	C, C-9		8 ¼	750				
22737-1			▲	200/99IF	130	60	Frost Extended Service	C, C-9		8 ¼	2500		2975		
							Ratings @120V=177W				7134		2270		
				37431-4	▲(31,43)	200/SBIF	120-130	60	Frost Silvered Bowl	C, C-9		8 ¼	1000		3320
		22704-1	▲	200PS30/23	120	60	Frost Rough Service	C, C-9		8 ¼	1000		3500		
		22732-2	▲	200PS30/23	130	60	Frost Rough Service	C, C-9		8 ¼	1000		3500		
							Ratings @120V=177W			2830		2670			
		22698-5	▲	200PS30/24	120	60	Clear Rough Service	C, C-9		6	8 ¼	1000		3500	

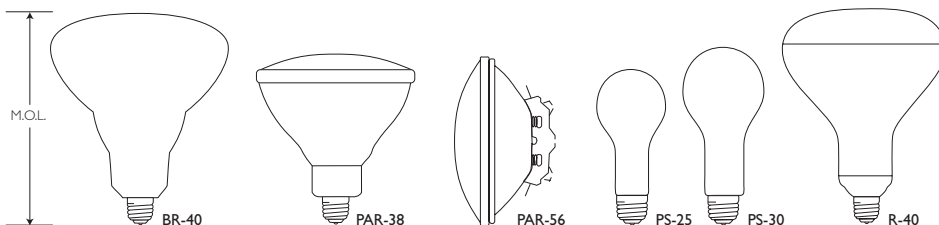
For the most current product information, go to www.nam.lighting.philips.com/us/ecatalog/
Incandescent symbols and footnotes located on page 50



INCANDESCENT LAMPS

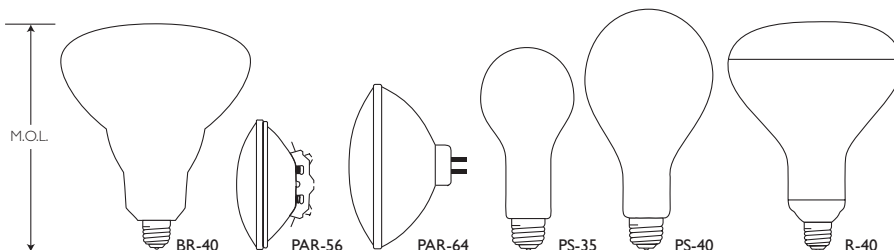
Watts	Bulb	Base	Product Number	Symbols, Footnotes	Ordering Code	Volts	Pkg. Qty.*	Description	Class, Filament	LCL (In.)	MOL (In.)	Rated Avg. Life, Hrs. (93)	Approx. MBCP*	Lumens		
200	PS-30	Med.	22726-4	▲	200PS30/24	130	60	Clear Rough Service Ratings @120V=177W	C, C-9	6	8 1/8	1000		3500 2670		
			30022-8	▲ (66)	200PS30/RS/TF	120	60	Frost Rough Service Silicone Coated	C, C-9		8 1/8	1000				
			24717-1	▲	200PS30/RS	250	60	Clear Rough Service	C, C-9	6	8 1/8	1000		2850		
	Mog.	22995-5	□ (14, 66)	200/35/TF	120	60	Frost Silicone Coated Industrial Service	C, C-9		8 1/8				3500		
		22751-2		200PS30/I2	130	60	Clear Ratings @120V=177W	C, C-9	6 3/8	8 1/8	750			3650 2785		
		38932-0	▲ (27, 87)	250BR40/I 4/I	120	4	Clear Reflector Infrared	C, C-9		6 1/2						
250	BR-40	Med.	24535-7	§ (87, 89)	250BR40/4	120	24	Clear Reflector Infrared Industrial	C, C-9		7 1/4	5000				
		Med. Skt.	37432-2	□ ★ (53, 82)	K250PAR38/FL	120-130	12	PAR Floodlight (Krypton)	C, CC-6		5 3/8	4000		3100		
	PAR-38	Med. Skt.	37433-0	□ ★ (53, 82)	K250PAR38/SP	120-130	12	PAR Spotlight (Krypton)	C, CC-6		5 3/8	4000		3100		
		R-40	Med.	38933-8	▲ ★ § (27, 87, 89)	250R40/HR 4/I	120	4	Red Bowl Heat Ray	C, C-9		6 3/8	5000			
300	BR-40	Med.	37441-3	▲ §	300BR/FL	120-130	24	Reflector Flood	C, CC-11		6 1/2	2000		2480		
			PAR-56	M-P	26084-4	★ (84)	300PAR56/WFL	12	8	PAR Wide Flood Swimming Pool	C, C-6		4 1/2	1000		
					23405-4	★ (9, 55)	300PAR56/MFL	130	8	PAR Med. Flood	C, CC-13		5	2000		
					23388-2	★ (9, 55)	300PAR56/WFL	120	8	PAR Wide Flood	C, CC-13		5	2000		
					23410-4	★ (9, 55)	300PAR56/WFL	130	8	PAR Wide Flood	C, CC-13		5	2000		
	PS-25	Med.	23378-3	★ (9, 46, 55)	300PAR56/NSP	120	8	PAR Narrow Spotlight	C, CC-13		5	2000				
			28177-4	▲	300M/IF	120-130	60	Frost Ratings @120V=282W	C, CC-8		6 1/8	750		6230 5471		
			38941-1	▲	300M/IF	120	6	Frost	C, CC-8		6 1/8	750		6300		
			37151-8	▲ X	300M	120	60	Clear	C, CC-8	5 1/4	6 1/8	750		6280		
			37153-4	▲ X	300M	130	60	Clear Ratings @120V=265W	C, CC-8	5 1/4	6 1/8	750		6280 4675		
			13391-8	▲	300M	120-130	12	Clear Ratings @120V=265W	C, CC-8	5 1/4	6 1/8	750		6280 4625		
			35008-2	▲	300M/99IF	120	60	Frost Extended Service	C, CC-8		6 1/8	2500		5060		
			35009-0	▲	300M/99IF	130	60	Frost Extended Service Ratings @120V=265W	C, CC-8		6 1/8	2500		5060 4044		
	PS-30	Med.	35007-4	▲	300M/99	130	60	Clear Extended Service Ratings @120V=265W	C, CC-8	5 1/4	6 1/8	2500		5300 7134 4044		
			22783-5	▲	300M/PS30IF	120	60	Frost	C, C-9		8 1/8	750		6100		
			22808-0	▲	300M/PS30IF	130	60	Frost Ratings @120V=265W	C, C-9		8 1/8	750		6100 4650		
			22779-3	▲	300M/PS30	120	60	Clear	C, C-9	6	8 1/8	750		6100		
22802-3			▲	300M/PS30	130	60	Clear Ratings @120V=265W	C, C-9	6	8 1/8	750		6100 4650			
39798-4			□	300M/PS30/35	130	60	Frost Industrial Service Ratings @120V=265W	C, C-9		8 1/8	3500		4420 9987 3372			

For the most current product information, go to www.nam.lighting.philips.com/us/catalog/
Incandescent symbols and footnotes located on page 50



Watts	Bulb	Base	Product Number	Symbols, Footnotes	Ordering Code	Volts	Pkg. Qty. •	Description	Class, Filament	LCL (In.)	MOL (In.)	Rated Avg. Life, Hrs. (93)	Approx. MBCP *	Lumens	
300	PS-35 Mog.		39658-0		300/RSIF	120	24	Frost Rough Service	C, C-9		9 3/8	1000		5250	
			22898-1		300/99IF	130	24	Frost Extended Service Ratings @120V=265W	C, C-9		9 3/8	2500 7134		5020 3830	
			22890-8		300/99	130	24	Clear Extended Service Ratings @120V=265W	C, C-9	7	9 3/8	2500 7134		5070 3868	
			39800-8		300PS35/35	130	24	Frost Industrial Service Ratings @120V=265W	C, C-9		9 3/8	3500 9987		4420 3372	
			13390-0	▲	300/IF	120-130	12	Frost Ratings @120V=265W	C, C-9		9 3/8	1000 2854		5700 4025	
			22869-2	▲ X	300/IF	120	24	Frost	C, C-9		9 3/8	1000		5700	
			22897-3	▲ X	300/IF	130	24	Frost Ratings @120V=265W	C, C-9		9 3/8	1000 2854		5700 4025	
			22862-7	▲	300	120	24	Clear	C, C-9	7	9 3/8	1000		5700	
			22889-0	▲	300	130	24	Clear Ratings @120V=265W	C, C-9	7	9 3/8	1000 2854		5700 4063	
			24759-3	▲	300	277	24	Clear	C, C-9	7	9 3/8	1000		4300	
			Med. Skt.	23961-6	X (31, 43)	300MS/SBIF	130	24	Frost Silvered Bowl	C, C-9		9 3/8	1000		5400
			R-40 Med.	33710-5	■ ★ □ (19, 37, 53)	300R/FL/I	12	24	Reflector Flood Frost Swimming Pool	C, C-2V		6 3/8	2000		2960
				37442-1	■ ★ (31, 37, 51)	300R/FL/I	120-130	24	Reflector Flood Swimming Pool	C, CC-11		6 3/8	2000		2480
			Mog.	23551-5	★ (51)	300R/3FL	120	24	Reflector Flood	C, CC-11		7 1/8	2000		3600
				23557-2	★ (51)	300R/3FL	130	24	Reflector Flood	C, CC-11		7 1/8	2000		3600
350	PAR-56	M.P.	22904-7	★	350PAR56/SP	75	8	Train Light	C, CC-8		4 1/2	500	185,000	6200	
375	BR-40	Med. Skt.	24550-6	(19, 31, 37, 87)	375BR40	120	24	Reflector Flood Frost Industrial	C, C-7A		7 1/8	5000			
	R-40	Med. Skt.	23840-2	★ (11, 31, 37, 89)	375R40/I	120	24	Clear Reflector Infrared Industrial	C, C-7A		7 1/8	5000			
400	G-30	Med.	37443-9	■ (12, 22)	400G/FL	120-130	60	Clear Floodlight	C, C-7A	3	5 1/8	800		6645	
	R-40	Med.	31069-8	■ (12, 19, 31, 53)	400R40/FL	120	24	Swimming Pool	C, C-7A	3 3/8	6 3/8	2000			
500	PAR-64	Ext. Mog. End Prong	23417-9	★ (9, 55)	500PAR64/MFL	120	6	PAR Med. Flood	C, CC-13		6	2000			
			23416-1	★ (9, 46, 55)	500PAR64/NSP	120	8	PAR Narrow Spot	C, CC-13		6	2000			
	PS-35	Mog.	37446-2		500	120-130	24	Clear	C, C-9	7	9 3/8	1000		8170	
			37447-0		500/IF	120-130	24	Frost	C, C-9	7	9 3/8	1000		8170	
			37448-8		500/99	120-130	24	Clear Extended Service	C, C-9	7	9 3/8	2500		8750	
			35016-5		500/99IF	130	24	Frost Extended Service Ratings @120V=442W	C, C-9		9 3/8	2500 7134		8000 7401	
	PS-40	Mog.	24773-4	X	500	250	24	Clear	C, CC-9		9 3/8	1000		9100	
			24780-9	X	500	277	24	Clear	C, CC-9		9 3/8	1000		7700	
			22932-8	X	500PS40	120	24	Clear	C, C-9	7	9 3/8	1000		10,100	
			23975-6	X (14, 31)	500/SBIF	120	24	Frost Silvered Bowl	C, C-9		9 3/8	1000		9500	
			22957-5	X	500/RS	130	24	Clear Rough Service Ratings @120V=442W	C, C-9	7	9 3/8	1000 2854		9350 7134	
	R-40	Med.	33730-3	■ (12, 19, 31, 53)	500R/3FL/2S	130	24	Swimming Pool Ratings @120V=442W	C, C-7A		6 3/8	2000 5707		6120 4669	
		Mog.	37450-4	★ (51, 53)	500R/3FL	120-130	24	Frost Reflector Flood	C, CC-11		7 1/8	2000			
			24783-3	★ X (19)	500R/3FL	250	24	Frost Reflector Flood Special Service	C, C-7A		7 1/8	2000			
	620	PS-40	Mog. Pf.	37451-2		620PS40P	120-130	24	Code Beacon	C, C-7A	5 1/8	10 1/8	3000		11,000

For the most current product information, go to www.nam.lighting.philips.com/us/catalog/
Incandescent symbols and footnotes located on page 50



INCANDESCENT LAMPS

Watts	Bulb	Base	Product Number	Symbols, Footnotes	Ordering Code	Volts	Pkg. Qty.*	Description	Class, Filament	LCL (In.)	MOL (In.)	Rated Avg. Life, Hrs. (93)	Approx. MBCP*	Lumens
Philinea Lamps														
60	T-10	2XS14s	34589-2	X	60T10/White	125-130	25	White Philinea	B, C-8		9 1/8	1500		400

Lamps Listed by Lumens

1950L	P-25	Med.	+	20494-1	1950L/P25/TS	120	60	Traffic Signal	C, C-9	3	4 3/8	8000		1950
			+	26482-0	1950L/P25/TS	130	60	Traffic Signal	C, C-9	3	4 3/8	8000		1950

Special Lighting

Night Light Plug In				25139-7	(94) BCPNL 4C7 12/1	120	12	Night Light Plug In w/Clear 4C7	B, C-7A		2 1/8	3000		16
---------------------	--	--	--	---------	---------------------	-----	----	---------------------------------	---------	--	-------	------	--	----

Street Lighting Lamps, Multiple

189	PS-25	Med.		39423-9	189PS25/64	125	60	Clear	C, C-9	5 1/8	6 1/8	3000		2900
-----	-------	------	--	---------	------------	-----	----	-------	--------	-------	-------	------	--	------

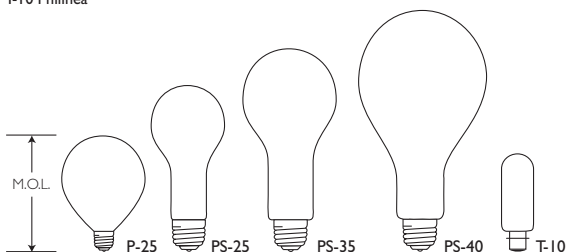
Street Lighting Lamps, Series

Rated Init. (67) Lumens	Amps	Bulb	Base	Product Number	Ordering Code	Initial Volts	Pkg. Qty.*	Description	Class, Filament	LCL (In.)	MOL (In.)	Rated Avg. Life, Hrs. (93)	Approx. MBCP*	Lumens
2500	6.6A	PS-35	Mog.	25065-4	2500/66R	22.8	24	Clear	C, C-2V	7	9 3/8	3000		
				36785-4	2500/66G	24.0	24	Clear	C, C-2V	7	9 3/8	6000		
4000		PS-35	Mog.	25069-6	4M/66R	34.0	24	Clear	C, C-2V	7	9 3/8	3000		
6000		PS-40	Mog.	20540-1	6M/66G	52.7	24	Clear (X)	C, C-2V	7	9 3/8	6000		

† Pursuant to California law, these incandescent lamps cannot be used or offered for sale for use in traffic signals in the State of California. For the most current product information, go to www.nam.lighting.philips.com/us/ecatalog/ Incandescent symbols and footnotes located on page 50

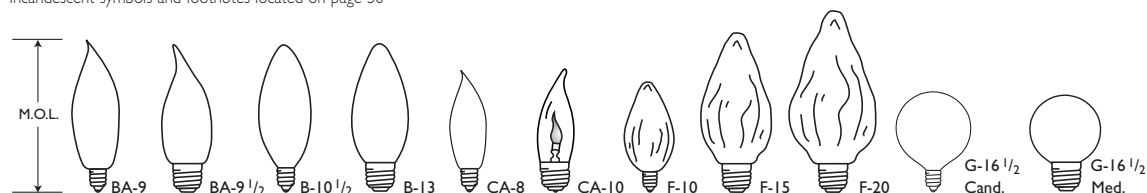


T-10 Philinea



Watts	Bulb	Base	Product Number	Symbols, Footnotes	Ordering Code	Volts	Pkg. Qty. *	Description	Class, Filament	LCL (In.)	MOL (In.)	Rated Avg. Life, Hrs. (93)	Approx. MBCP *	Lumens
Decoratives, Blister-Carded														
3	CA-10	Med.	16697-4	▲ (12)	BC3CA10/CL/LL 6/1	120	6	Clear Long Life Flicker Flame	B, CC-2V		3 3/8	2000		
		Cand.	16698-2	▲ (12)	BC3CA10C/CL/LL 6/1	120	6	Clear Long Life Flicker Flame	B, CC-2V		4 1/8	2000		
15	BA-9	Cand.	16696-6	▲ (12)	BC15BA9C/CL/LL 6/4	120	24	Clear Long Life Bent Tip	B, CC-2V C-7A		3 3/8	2000		110
			16811-2	▲ (12)	BC15BA9C/CL/LL 6/2	120	12	Clear Long Life Bent Tip	B, CC-2V C-7A		4 3/8	2000		110
	F-10	Cand.	16830-2	▲ (12)	BC15F10C/CL/LL 6/2	120	12	Clear Long Life Flame	B, C-7A		3 1/8	2000		95
			16831-0	▲ (12)	BC15F10C/A/LL 6/2	120	12	Amber Long Life Flame	B, C-7A		3 1/8	2000		85
25	BA-9	Cand.	16719-7	▲ (12)	BC25BA9C/CL/LL 6/4	120	24	Clear Long Life Bent Tip	C, CC-2V C-7A		4 3/8	2000		150
			16806-2	▲ (12)	BC25BA9C/CL/LL 6/2	120	12	Clear Long Life Bent Tip	C, CC-2V C-7A		4 3/8	2000		150
			16810-4	▲ (12)	BC25BA9C/F/LL 6/2	120	12	Frost Long Life Bent Tip	C, CC-2V C-7A		4 3/8	2000		145
	BA-9 1/2	Med.	16819-5	▲ (12)	BC25BA9-1/2/CL/LL 6/2	120	12	Clear Long Life Bent Tip	C, CC-2V C-7A		4 1/8	2000		150
	B-10 1/2	Cand.	16824-5	▲ (12)	BC25B10-1/2/C/CL/LL 6/2	120	12	Clear Long Life Blunt Tip	C, C-7A		4 1/8	2000		150
	B-13	Med.	16827-8	▲ (12)	BC25B13/CL/LL 6/2	120	12	Clear Long Life Blunt Tip	C, C-7A		4 1/8	2000		150
	CA-8	Cand.	13568-1	▲ (12)	BC25CA8C/CL/LL 6/2	120	12	Clear Petite Long Life Bent Tip	C, CC-2V		3 1/2	2000		220
	F-10	Cand.	16832-8	▲ (12)	BC25F10C/CL/LL 6/2	120	12	Clear Long Life Flame	B, C-7A		3 1/8	2000		105
	F-15	Med.	16833-6	▲ (12)	BC25F15/CL/LL 6/2	120	12	Clear Long Life Flame	B, C-9		4 1/2	2000		150
			16839-3	▲ (12)	BC25F15/IR/LL 6/2	120	12	Indescent Long Life Flame	C, C-9		4 1/2	2000		150
			16840-1	▲ (12)	BC25F15/W/LL 6/2	120	12	White Long Life Flame	C, C-9		4 1/2	2000		120
			16841-9	▲ (12)	BC25F15/A/LL 6/2	120	12	Amber Long Life Flame	B, C-9		4 1/2	2000		130
	G-16 1/2	Cand.	16845-0	▲ (12)	BC25G16-1/2/C/CL/LL 6/2	120	12	Clear Long Life Globe	B, C-7A		3	2000		200
			16847-6	▲ (12)	BC25G16-1/2/CW/LL 6/2	120	12	White Long Life Globe	B, C-7A		3	2000		165
	Med.	13535-0	▲ (12)	BC25G16-1/2/CL/LL 6/2	120	12	Clear Long Life Globe	C, CC-2V		2 3/4	2000		180	
		13534-3	▲ (12)	BC25G16-1/2/W/LL 6/2	120	12	White Long Life Globe	C, CC-2V		2 3/4	2000		120	
40	BA-9	Cand.	16720-5	▲ (12)	BC40BA9C/CL/LL 6/4	120	24	Clear Long Life Bent Tip	C, CC-2V C-7A		4 3/8	2000		300
			16807-0	▲ (12)	BC40BA9C/CL/LL 6/2	120	12	Clear Long Life Bent Tip	C, CC-2V C-7A		4 3/8	2000		300
			16809-6	▲ (12)	BC40BA9C/F/LL 6/2	120	12	Frost Long Life Bent Tip	C, CC-2V C-7A		4 3/8	2000		295
	BA-9 1/2	Med.	16760-1	▲ (12)	BC40BA9-1/2/CL/LL 6/4	120	24	Clear Long Life Bent Tip	C, CC-2V C-7A		4 1/8	2000		300
			16820-3	▲ (12)	BC40BA9-1/2/CL/LL 6/2	120	12	Clear Long Life Bent Tip	C, CC-2V C-7A		4 1/8	2000		300
			16821-1	▲ (12)	BC40BA9-1/2/F/LL 6/2	120	12	Frost Long Life Bent Tip	C, CC-2V C-7A		4 1/8	2000		295
	B-10 1/2	Cand.	16825-2	▲ (12)	BC40B10-1/2/C/CL/LL 6/2	120	12	Clear Long Life Blunt Tip	C, C-7A		4 1/8	2000		300
	B-13	Med.	16828-6	▲ (12)	BC40B13/CL/LL 6/2	120	12	Clear Long Life Blunt Tip	C, C-7A		4 1/8	2000		300
	F-15	Med.	16835-1	▲ (12)	BC40F15/CL/LL 6/2	120	12	Clear Long Life Flame	C, C-9		4 1/2	2000		385
			16837-7	▲ (12)	BC40F15/IR/LL 6/2	120	12	Indescent Long Life Flame	C, C-9		4 1/2	2000		370
			16838-5	▲ (12)	BC40F15/W/LL 6/2	120	12	White Long Life Flame	C, C-9		4 1/2	2000		300
	G-16 1/2	Cand.	16846-8	▲ (12)	BC40G16-1/2/C/CL/LL 6/2	120	12	Clear Long Life Globe	C, C-7A		3	2000		300
			16848-4	▲ (12)	BC40G16-1/2/CW/LL 6/2	120	12	White Long Life Globe	C, C-7A		3	2000		245
		Med.	13537-6	▲ (12)	BC40G16-1/2/CL/LL 6/2	120	12	Clear Long Life Globe	C, CC-2V		2 3/4	2000		390
13536-8			▲ (12)	BC40G16-1/2/W/LL 6/2	120	12	White Long Life Globe	C, CC-2V		2 3/4	2000		270	

For the most current product information, go to www.nam.lighting.philips.com/us/catalog/
Incandescent symbols and footnotes located on page 50



INCANDESCENT LAMPS

Watts	Bulb	Base	Product Number	Symbols, Footnotes	Ordering Code	Volts	Pkg. Qty.*	Description	Class, Filament	LCL (In.)	MOL (In.)	Rated Avg. Life, Hrs. (93)	Approx. MBCP*	Lumens
60	BA-9	Cand.	16808-8	▲ (12)	BC60BA9C/CL/LL 6/2	120	12	Clear Long Life Bent Tip	C, CC-2V C-7A		4 3/8	2000		550
			16721-3	▲ (12)	BC60BA9C/CL/LL 6/4	120	24	Clear Long Life Bent Tip	C, CC-2V C-7A		4 3/8	2000		550
			16805-4	▲ (12)	BC60BA9C/F/LL 6/2	120	12	Frost Long Life Bent Tip	C, CC-2V C-7A		4 3/8	2000		545
	BA-9 1/2	Med.	16822-9	▲ (12)	BC60BA9-1/2/CL/LL 6/2	120	12	Clear Long Life Bent Tip	C, CC-2V C-7A		4 3/8	2000		550
			16823-7	▲ (12)	BC60BA9-1/2/F/LL 6/2	120	12	Frost Long Life Bent Tip	C, CC-2V C-7A		4 3/8	2000		545
	B-10 1/2	Cand.	16826-0	▲ (12)	BC60B10-1/2/C/CL/LL 6/2	120	12	Clear Long Life Blunt Tip	C, C-7A		4 3/8	2000		550
	B-13	Med.	16829-4	▲ (12)	BC60B13/CL/LL 6/2	120	12	Clear Long Life Blunt Tip	C, C-7A		4 3/8	2000		550
	F-15	Med.	16842-7	▲ (12)	BC60F15/CL/LL 6/2	120	12	Clear Long Life Flame	C, C-9		4 1/2	2000		630
	G-16 1/2	Cand.	16699-0	▲ (12)	BC60G16-1/2/C/CL/LL 6/2	120	12	Clear Long Life Globe	C, C-7A		3	2000		540
			16700-7	▲ (12)	BC60G16-1/2/CW/LL 6/2	120	12	White Long Life Globe	C, C-7A		3	2000		450
Med.		13538-4	▲ (12)	BC60G16-1/2/CL/LL 6/2	120	12	Clear Long Life Globe	C, CC-2V		2 3/4	2000		610	
		13530-1	▲ (12)	BC60G16-1/2/W/LL 6/2	120	12	White Long Life Globe	C, CC-2V		2 3/4	2000		420	
100	F-20	Med.	16844-3	(12)	100F20/POSTLT/CL/LL 6/1	120	6	Clear Long Life PostLight	C, C-9		5 1/2	4000		1250

Decoratives, Boxed

15	BA-9	Cand.	31087-0	▲ (12)	15BA9C/4M	120	25	Clear Bent Tip	B, C-7A		3 3/4	4000		90
	G-16 1/2	Cand.	31132-4	▲ (12)	15G16-1/2C/4M	120	25	Clear Globe	B, C-7A		3	4000		80
25	B-10 1/2	Cand.	31114-2	▲ (12)	25B10-1/2C/4M	120	25	Clear Blunt Tip	C, C-7A		4 1/8	4000		135
	G-16 1/2	Cand.	31133-2	▲ (12)	25G16-1/2C/4M	120	25	Clear Globe	C, C-7A		3	4000		170
40	BA-9	Cand.	31093-8	▲ (12)	40BA9C/4M	120	25	Clear Bent Tip	C, C-7A		4 3/8	4000		270
	BA-9 1/2	Med.	31098-7	▲ (12)	40BA9-1/2/4M	120	25	Clear Bent Tip	C, C-7A		4 3/8	4000		270
	B-10 1/2	Cand.	31115-9	▲ (12)	40B10-1/2C/4M	120	25	Clear Blunt Tip	C, C-7A		4 3/8	4000		270
	G-16 1/2	Cand.	31134-0	▲ (12)	40G16-1/2C/4M	120	25	Clear Globe	C, C-7A		3	4000		250
60	BA-9	Cand.	31095-3	▲ (12)	60BA9C/4M	120	25	Clear Bent Tip	C, C-7A		4 3/8	4000		530
	BA-9 1/2	Med.	31099-5	▲ (12)	60BA9-1/2/4M	120	25	Clear Bent Tip	C, C-7A		4 3/8	4000		530
	B-10 1/2	Cand.	31116-7	▲ (12)	60B10-1/2C/4M	120	25	Clear Blunt Tip	C, C-7A		4 3/8	4000		530

Decoratives, All Others

25	G-25	Med.	16887-2	▲	25G25/CL/LL 12/1	120	12	Clear Long Life Globe	C, CC-6		4 3/8	2000		235
			16748-6	▲	25G25/W/LL 12/1	120	12	White Long Life Globe	C, CC-6		4 3/8	2000		210
			16901-1	▲	25G25/CL/LL 4/3	120	12	Clear Long Life Globe	C, CC-6		4 3/8	2000		235
			16902-9	▲	25G25/W/LL 4/3	120	12	White Long Life Globe	C, CC-6		4 3/8	2000		210
40	G-25	Med.	16702-3	▲	40G25/CT	120	6	Clear Chrome-Top Long Life Globe	C, C-9		4 3/8	2000		200
			16747-8	▲	40G25/CL/LL 12/1	120	12	Clear Long Life Globe	C, CC-6		4 3/8	2000		460
			16746-0	▲	40G25/W/LL 12/1	120	12	White Long Life Globe	C, CC-6		4 3/8	2000		415
			16903-7	▲	40G25/CL/LL 4/3	120	12	Clear Long Life Globe	C, CC-6		4 3/8	2000		460
			16904-5	▲	40G25/W/LL 4/3	120	12	White Long Life Globe	C, CC-6		4 3/8	2000		415
	G-40	Med.	16857-5	▲	40G40/CL/LL 6/1	120	6	Clear Long Life Globe	C, C-9		6 15/16	3000		372
			16858-3	▲	40G40/W/LL 6/1	120	6	White Long Life Globe	C, C-9		6 15/16	3000		335
60	G-25	Med.	16896-2	▲	60G25/CL/LL 12/1	120	12	Clear Long Life Globe	C, CC-6		4 3/8	2000		775
			16749-4	▲	60G25/W/LL 12/1	120	12	White Long Life Globe	C, CC-6		4 3/8	2000		700
			16899-6	▲	60G25/CL/LL 4/3	120	12	Clear Long Life Globe	C, CC-6		4 3/8	2000		775
			16900-3	▲	60G25W/LL 4/3	120	12	White Long Life Globe	C, CC-6		4 3/8	2000		700
	G-30	Med.	16849-2	▲	60G30/W/LL 6/1	120	6	White Long Life Globe	C, C-9		5 1/2	3000		580
	G-40	Med.	16851-8	▲	60G40/W/LL 6/1	120	6	White Long Life Globe	C, C-9		6 15/16	3000		595
			16852-6	▲	60G40/CL/LL 6/1	120	6	Clear Long Life Globe	C, C-9		6 15/16	3000		665
100	G-25	Med.	13423-9	▲	100G25/W/LL 12/1	120	12	White Long Life Globe	C, CC-6		4 3/8	2000		1180
			16850-0	▲	100G30/W/LL 6/1	120	6	White Long Life Globe	C, C-9		5 1/2	3000		945
	G-40	Med.	16853-4	▲	100G40/W/LL 6/1	120	6	White Long Life Globe	C, C-9		6 15/16	3000		985
			16859-1	▲	100G40/CL/LL 6/1	120	6	Clear Long Life Globe	C, C-9		6 15/16	3000		1100
150	G-40	Med.	16854-2	▲	150G40/W/LL 6/1	120	6	White Long Life Globe	C, C-9		6 15/16	3000		1770

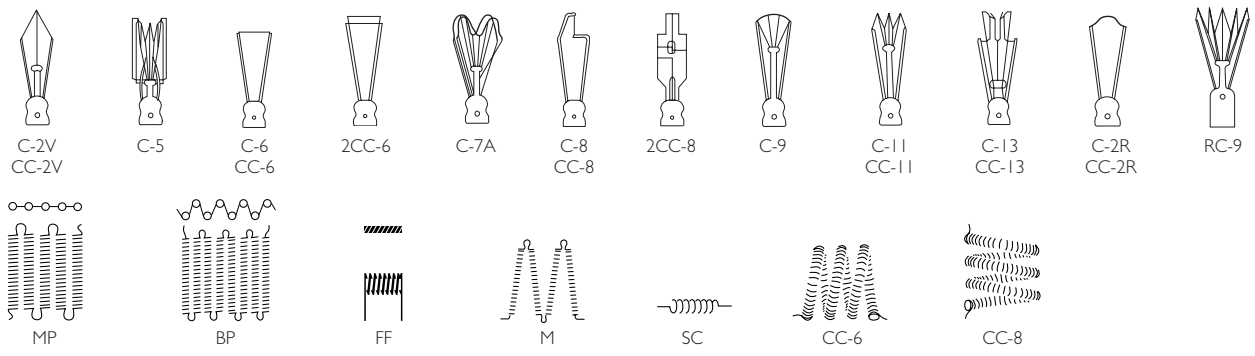
For the most current product information, go to www.nam.lighting.philips.com/us/catalog/
Incandescent symbols and footnotes located on page 50

INCANDESCENT LAMPS

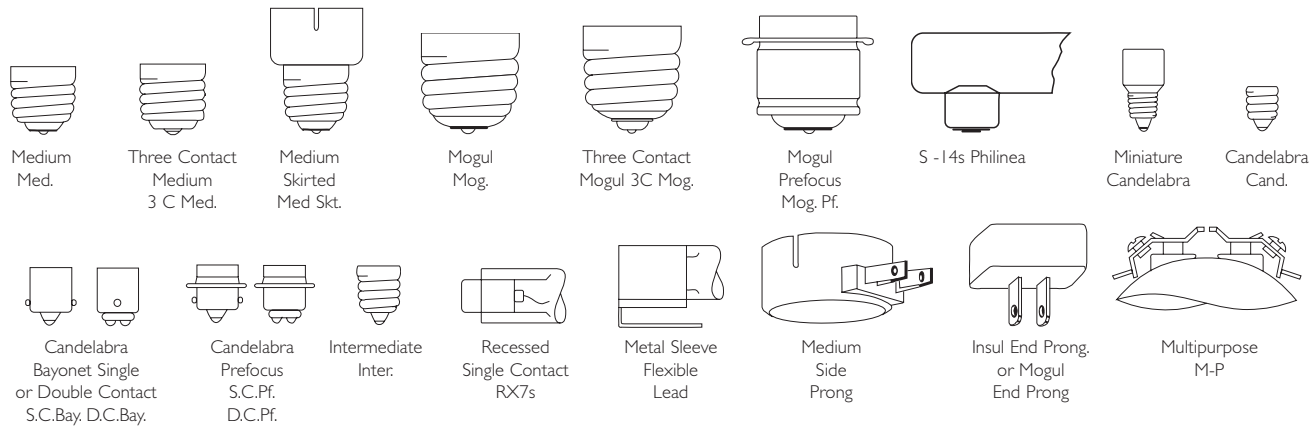
Filament Designations, Base Types, Bulb Shapes

Filament Designations (Not Actual Sizes)

Filament designations consist of a letter or letters to indicate how the wire is coiled and an arbitrary number sometimes followed by a letter to indicate the arrangement of the filament on the supports. Prefix letters include C (coil) — wire is wound into a helical coil or it may be deeply fluted; CC (coiled coil) — wire is wound into a helical coil and this coiled wire again wound into a helical coil. Some of the more commonly used types of filament arrangements are illustrated.



Base Shapes (Not Actual Sizes)



Bulb Shapes (Not Actual Sizes)

The size and shape of a bulb is designated by a letter or letters followed by a number. The letter indicates the shape of the bulb while the number indicates the diameter of the bulb in eighths of an inch. For example, "T-10" indicates a tubular shaped bulb having a diameter of 10/8 or 1 1/4 inches. The following illustrations show some of the more popular bulb shapes and sizes.

