



Switch Start Metal Halide Standard

Switch Start MH Std 250W/640 Mog ED28 CL U 1SL

High performance, Long life and Superior light quality A compact, energy efficient metal halide lamp that provides crisp, sparkling light with long life and high efficiency.

Product data

• General Characteristics

Base	Mogul [Mogul]
Base Information	Brass [Brass Base]
Bulb	ED28
Bulb Material	Hard Glass
Bulb Finish	Clear
Operating Position	Universal [Any or Universal (U)]
Main Application	General and Street Lighting
RatedAvgLife(See Family Notes)	10000 hr
Energy Saving	Not Applicable

• Light Technical Characteristics

Color Code	640 [CCT of 4000K]
Color Rendering Index	65 Ra8
Color Designation	Cool White
Color Temperature	4000 K
Color Temperature technical	4000 K
Chromaticity Coordinate X	385 -
Chromaticity Coordinate Y	395 -
Initial Lumens	21250 Lm
Luminous Efficacy Lamp	85 Lm/W
Design Mean Lumens	13500 Lm

• Electrical Characteristics

Watts	250 W
Lamp Voltage	133 V
Lamp Current	2.1 A
Ignition Time	120 (max) s

Re-ignition Time [min]	8 (max) min
------------------------	-------------

• Environmental Characteristics

Mercury (Hg) Content	36 (max) mg
Picogram per Lumen Hour	215.1 p/LuHr

• Luminaire Design Requirements

Cap-Base Temperature	210 (max) C
Bulb Temperature	400 (max) C

• Product Dimensions

Light Center Length L	5 in
Max Overall Length (MOL) - C	8.313 (max) in
Diameter D	3.5 in

• Footnotes

Footnotes HID	377 [Requires a ballast specified or approved for Philips metal halide lamps, or one that is designed to operate all popular brands of metal halide lamps. 1000W types will operate from H36 conventional lag type ballast for Mercury Vapor lamps at ambient temperatures of 50 degrees F or higher. 1000W types must not be operated at 1500V. (377)]
---------------	---

PHILIPS

sense and simplicity

Switch Start Metal Halide Standard

Footnotes HID 385 [Rated life: Vertical +/- 15 degrees. Other positions 75% of vertical life. (385)]

Footnotes HID 393 [Vertical lumens. Horizontal lumens 6%–10% lower. (393)]

• **Product Data**

Product number 274845
 Full product name Switch Start MH Std 250W/640 Mog ED28 CL U 1SL

Short product name SS MH Std 250W/640 Mog ED28 CL U 1SL

Pieces per Sku 1
 eop_pck_cfg 12
 Skus/Case 12
 Bar code on pack 46677274849
 Bar code on case 50046677274844
 Logistics code(s) 928601150801
 eop_net_weight_pp 0.204 kg

Warnings and Safety

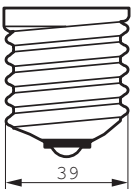
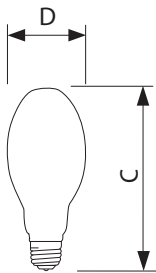
- R "WARNING: These lamps can cause serious skin burn and eye inflammation from short wave ultraviolet radiation if outer envelope of the lamp is broken or punctured. Do not use where people will

remain for more than a few minutes unless adequate shielding or other safety precautions are used. Certain lamps that will automatically extinguish when the outer envelope is broken or punctured are commercially available." This lamp complies with FDA radiation performance standard 21 CFR subchapter J. (USA:21 CFR 1040.30 Canada: SOR/DORS/80-381)

Dimensional drawing


E39, ED-28

Product	C (Max)	D (Norm)
MH R 250W/640 E39 ED28 U	8.313	3.5



E39

Dimensional drawing



E39



© 2012 Koninklijke Philips Electronics N.V.
All rights reserved.

Specifications are subject to change without notice. Trademarks are the property of Koninklijke Philips Electronics N.V. or their respective owners.

www.philips.com/lighting

2012, August 4
data subject to change