

LAY-IN GALVANIZED WIREWAY, NEMA TYPE 1



45° Elbow (bottom) and Telescope Fitting (top)

INDUSTRY STANDARDS

UL 870 Listed; File No. E27524
 cUL Listed per CSA C22.2 No. 26; File No. E27524

NEMA/EEMAC: Type 1
 IEC 60529, IP30

APPLICATION

This galvanized wireway features an open design on one side so wires and cables can be laid in safely along the entire run without pulling. A variety of lengths and fittings accommodate design requirements.

FEATURES

- Flat cover design
- Open top assembly
- Available with or without knockouts
- Keyhole screw slots on flat covers
- Knockouts on wireway sides

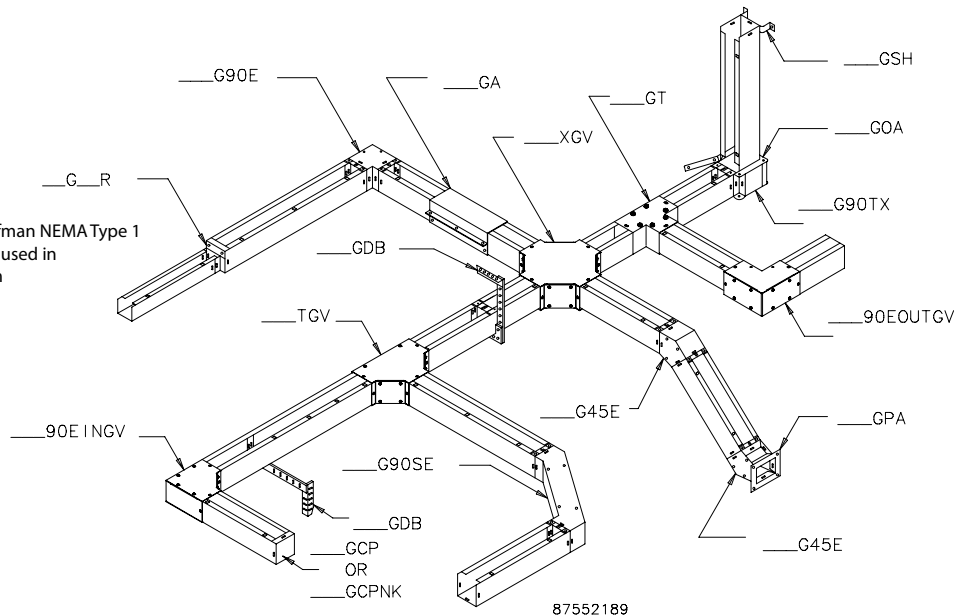
SPECIFICATIONS

- 16 or 14 gauge galvanized steel covers and bodies

FINISH

Unpainted galvanized steel

This drawing illustrates how most of the Hoffman NEMA Type 1 lay-in wireway sections and fittings could be used in an actual wireway run. The covers have been omitted to present the lay-in feature more clearly. Many different sections and fittings can be combined in any configuration desired.



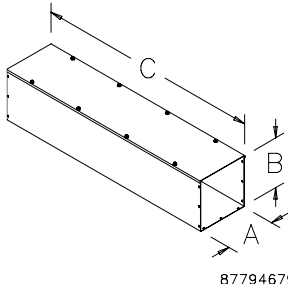
87552189

Standard Product Selection Matrix

| Description | 2.50 x 2.50 in. (64 x 64 mm) | 4.00 x 4.00 in. (102 x 102 mm) | 6.00 x 6.00 in. (152 x 152 mm) | 8.00 x 8.00 in. (203 x 203 mm) | 10.00 x 10.00 in. (254 x 254 mm) | 12.00 x 12.00 in. (305 x 305 mm) |
|---|---------------------------------|-----------------------------------|-----------------------------------|-----------------------------------|-------------------------------------|-------------------------------------|
| 12.00-in. (305-mm) Straight Section with knockouts | — | F44T112GVWK | F66T112GVWK | F88T112GVWK | — | — |
| 12.00-in. (305-mm) Straight Section without knockouts | F22T112GV | F44T112GV | F66T112GV | F88T112GV | F1010T112GV | F1212T112GV |
| 18.00-in. (455-mm) Straight Section without knockouts | — | F44T118GV | F66T118GV | F88T118GV | — | — |
| 24.00-in. (610-mm) Straight Section with knockouts | F22T124GVWK | F44T124GVWK | F66T124GVWK | F88T124GVWK | — | — |
| 24.00-in. (610-mm) Straight Section without knockouts | F22T124GV | F44T124GV | F66T124GV | F88T124GV | F1010T124GV | F1212T124GV |
| 24.00-in. (610-mm) Straight Section without knockouts | F22T136GVWK | F44T136GVWK | F66T136GVWK | F88T136GVWK | — | — |
| 36.00-in. (914-mm) Straight Section without knockouts | F22T136GV | F44T136GV | F66T136GV | F88T136GV | F1010T136GV | F1212T136GV |
| 48.00-in. (1219-mm) Straight Section with knockouts | — | F44T148GVWK | F66T148GVWK | F88T148GVWK | — | — |
| 48.00-in. (1219-mm) Straight Section without knockouts | F22T148GV | F44T148GV | F66T148GV | F88T148GV | F1010T148GV | F1212T148GV |
| 60.00-in. (1524-mm) Straight Section with knockouts | F22T160GVWK | F44T160GVWK | F66T160GVWK | F88T160GVWK | — | — |
| 60.00-in. (1524-mm) Straight Section without knockouts | F22T160GV | F44T160GV | F66T160GV | F88T160GV | F1010T160GV | F1212T160GV |
| 72.00-in. (1829-mm) Straight Section with knockouts | — | F44T172GVWK | F66T172GVWK | F88T172GVWK | — | — |
| 72.00-in. (1829-mm) Straight Section without knockouts | — | F44T172GV | F66T172GV | F88T172GV | F1010T172GV | — |
| 120.00-in. (3048-mm) Straight Section with knockouts | F22T1120GVWK | F44T1120GVWK | F66T1120GVWK | F88T1120GVWK | — | — |
| 120.00-in. (3048-mm) Straight Section without knockouts | F22T1120GV | F44T1120GV | F66T1120GV | F88T1120GV | F1010T1120GV | F1212T1120GV |
| 90° Flush Tee | F22GTGV | F44GTGV | F66GTGV | F88GTGV | F1010GTGV | F1212GTGV |
| Sweep Tee | F22TGV | F44TGV | F66TGV | F88TGV | F1010TGV | F1212TGV |
| Cross Fitting | F22XGV | F44XGV | F66XGV | F88XGV | F1010XGV | F1212XGV |
| 90° Sweep Elbow | F2290SEGV | F4490SEGV | F6690SEGV | F8890SEGV | F101090SEGV | F121290SEGV |
| 90° Elbow-Tee-Cross | F2290TXGV | F4490TXGV | F6690TXGV | F8890TXGV | F101090TXGV | F121290TXGV |
| 90° Elbow | F2290EGV | F4490EGV | F6690EGV | F8890EGV | F101090EGV | F121290EGV |
| 90° Elbow Outside Opening | F2290EINGV | F4490EINGV | F6690EINGV | F8890EINGV | F101090EINGV | F121290EINGV |
| 90° Elbow Outside Opening | F2290EOUTGV | F4490EOUTGV | F6690EOUTGV | F8890EOUTGV | F101090EOUTGV | F121290EOUTGV |
| 45° Elbow | F2245EGV | F4445EGV | F6645EGV | F8845EGV | F101045EGV | F121245EGV |
| Telescope Fitting ^a | F22GAGV | F44GAGV | F66GAGV | F88GAGV | F1010GAGV | F1212GAGV |
| Panel Adapter | F22GPAGV | F44GPAGV | F66GPAGV | F88GPAGV | F1010GPAGV | F1212GPAGV |
| Closure Plate with knockouts | F22GCPGV | F44GCPGV | F66GCPGV | F88GCPGV | — | F1212GCPGV |
| Closure Plate without knockouts | F22GCPNKGV | F44GCPNKGV | F66GCPNKGV | F88GCPNKGV | F1010GCPNKGV | F1212GCPNKGV |
| Reducer | — | F44G22R | F66G44R | F88G66R | F1010G88R | F1212G88R 1212G1010R |
| Drop and Bracket Hanger | F22GDB | F44GDB | F66GDB | F88GDB | F1010GDB | F1212GDB |
| Support Hanger | F22GSHGV | F44GSHGV | F66GSHGV | F88GSHGV | F1010GSHGV | F1212GSHGV |
| Universal U-Connector | F22GUCGV | F44GUCGV | F66GUCGV | F88GUCGV | F1010GUCGV | F1212GUCGV |

^aNot UL/cUL listed.

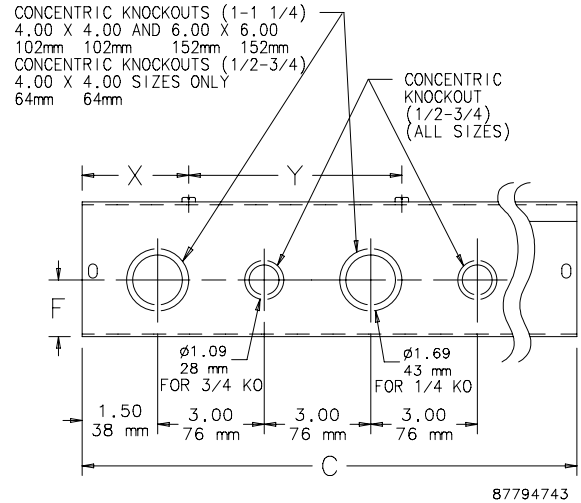
STRAIGHT SECTION



87794679

Available in lengths from 12.00 in. (305 mm) to 120.00 in. (3048 mm), with or without knockouts.

BULLETIN: F40, F40G



PATTERN REPEATS EVERY 12.00 305 mm

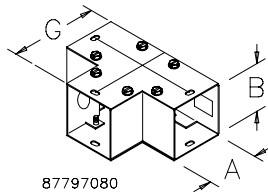
Straight Sections

| Catalog Number | AxBxC in. | AxBxC mm | Number of Knockouts, .50 in.-.75 in. | Number of Knockouts, 1.00 in.-1.25 in. | F (in.) | F (mm) | X (in.) | X (mm) | Y (in.) | Y (mm) |
|----------------|----------------------|------------------|--------------------------------------|--|---------|--------|---------|--------|---------|--------|
| F22T112GV | 2.50 x 2.50 x 12.00 | 64 x 64 x 305 | — | — | — | — | — | — | — | — |
| F22T112GVVWK | 2.50 x 2.50 x 24.00 | 64 x 64 x 610 | 16 | — | 1.06 | 27 | 6.00 | 152 | 12.00 | 305 |
| F22T1124GV | 2.50 x 2.50 x 24.00 | 64 x 64 x 610 | — | — | — | — | — | — | — | — |
| F22T1136GVVWK | 2.50 x 2.50 x 36.00 | 64 x 64 x 914 | 24 | — | 1.06 | 27 | 6.00 | 152 | 12.00 | 305 |
| F22T1136GV | 2.50 x 2.50 x 36.00 | 64 x 64 x 914 | — | — | — | — | — | — | — | — |
| F22T1148GV | 2.50 x 2.50 x 48.00 | 64 x 64 x 1219 | — | — | — | — | — | — | — | — |
| F22T1160GVVWK | 2.50 x 2.50 x 60.00 | 64 x 64 x 1524 | 40 | — | 1.06 | 27 | 6.00 | 152 | 12.00 | 305 |
| F22T1160GV | 2.50 x 2.50 x 60.00 | 64 x 64 x 1524 | — | — | — | — | — | — | — | — |
| F22T1120GVVWK | 2.50 x 2.50 x 120.00 | 64 x 64 x 3048 | 80 | — | 1.06 | 27 | 6.00 | 152 | 12.00 | 305 |
| F22T1120GV | 2.50 x 2.50 x 120.00 | 64 x 64 x 3048 | — | — | — | — | — | — | — | — |
| F44T112GVVWK | 4.00 x 4.00 x 12.00 | 102 x 102 x 305 | 4 | 4 | 1.62 | 41 | 3.00 | 76 | 6.00 | 152 |
| F44T112GV | 4.00 x 4.00 x 12.00 | 102 x 102 x 305 | — | — | — | — | — | — | — | — |
| F44T118GV | 4.00 x 4.00 x 18.00 | 102 x 102 x 455 | — | — | — | — | — | — | — | — |
| F44T1124GVVWK | 4.00 x 4.00 x 24.00 | 102 x 102 x 610 | 8 | 8 | 1.62 | 41 | 6.00 | 152 | 12.00 | 305 |
| F44T1124GV | 4.00 x 4.00 x 24.00 | 102 x 102 x 610 | — | — | — | — | — | — | — | — |
| F44T1136GVVWK | 4.00 x 4.00 x 36.00 | 102 x 102 x 914 | 12 | 12 | 1.62 | 41 | 6.00 | 152 | 12.00 | 305 |
| F44T1136GV | 4.00 x 4.00 x 36.00 | 102 x 102 x 914 | — | — | — | — | — | — | — | — |
| F44T1148GVVWK | 4.00 x 4.00 x 48.00 | 102 x 102 x 1219 | 16 | 16 | 1.62 | 41 | 6.00 | 152 | 12.00 | 305 |
| F44T1148GV | 4.00 x 4.00 x 48.00 | 102 x 102 x 1219 | — | — | — | — | — | — | — | — |
| F44T1160GVVWK | 4.00 x 4.00 x 60.00 | 102 x 102 x 1524 | 20 | 20 | 1.62 | 41 | 6.00 | 152 | 12.00 | 305 |
| F44T1160GV | 4.00 x 4.00 x 60.00 | 102 x 102 x 1524 | — | — | — | — | — | — | — | — |
| F44T1172GVVWK | 4.00 x 4.00 x 72.00 | 102 x 102 x 1829 | 24 | 24 | 1.62 | 41 | 6.00 | 152 | 12.00 | 305 |
| F44T1172GV | 4.00 x 4.00 x 72.00 | 102 x 102 x 1829 | — | — | — | — | — | — | — | — |
| F44T1120GVVWK | 4.00 x 4.00 x 120.00 | 102 x 102 x 3048 | 40 | 40 | 1.62 | 41 | 6.00 | 152 | 12.00 | 305 |
| F44T1120GV | 4.00 x 4.00 x 120.00 | 102 x 102 x 3048 | — | — | — | — | — | — | — | — |
| F66T112GVVWK | 6.00 x 6.00 x 12.00 | 152 x 152 x 305 | 4 | 4 | 1.62 | 41 | 6.00 | 152 | 12.00 | 305 |
| F66T112GV | 6.00 x 6.00 x 12.00 | 152 x 152 x 305 | — | — | — | — | — | — | — | — |
| F66T118GV | 6.00 x 6.00 x 18.00 | 152 x 152 x 455 | — | — | — | — | — | — | — | — |
| F66T1124GVVWK | 6.00 x 6.00 x 24.00 | 152 x 152 x 610 | 8 | 8 | 1.62 | 41 | 6.00 | 152 | 12.00 | 305 |
| F66T1124GV | 6.00 x 6.00 x 24.00 | 152 x 152 x 610 | — | — | — | — | — | — | — | — |
| F66T1136GVVWK | 6.00 x 6.00 x 36.00 | 152 x 152 x 914 | 12 | 12 | 1.62 | 41 | 6.00 | 152 | 12.00 | 305 |
| F66T1136GV | 6.00 x 6.00 x 36.00 | 152 x 152 x 914 | — | — | — | — | — | — | — | — |
| F66T1148GVVWK | 6.00 x 6.00 x 48.00 | 152 x 152 x 1219 | 16 | 16 | 1.62 | 41 | 6.00 | 152 | 12.00 | 305 |
| F66T1148GV | 6.00 x 6.00 x 48.00 | 152 x 152 x 1219 | — | — | — | — | — | — | — | — |
| F66T1160GVVWK | 6.00 x 6.00 x 60.00 | 152 x 152 x 1524 | 20 | 20 | 1.62 | 41 | 6.00 | 152 | 12.00 | 305 |
| F66T1160GV | 6.00 x 6.00 x 60.00 | 152 x 152 x 1524 | — | — | — | — | — | — | — | — |
| F66T1172GVVWK | 6.00 x 6.00 x 72.00 | 152 x 152 x 1829 | 24 | 24 | 1.62 | 41 | 6.00 | 152 | 12.00 | 305 |
| F66T1172GV | 6.00 x 6.00 x 72.00 | 152 x 152 x 1829 | — | — | — | — | — | — | — | — |
| F66T1120GVVWK | 6.00 x 6.00 x 120.00 | 152 x 152 x 3048 | 40 | 40 | 1.62 | 41 | 6.00 | 152 | 12.00 | 305 |
| F66T1120GV | 6.00 x 6.00 x 120.00 | 152 x 152 x 3048 | — | — | — | — | — | — | — | — |
| F88T112GVVWK | 8.00 x 8.00 x 12.00 | 203 x 203 x 305 | 4 | 4 | 1.62 | 41 | 3.00 | 76 | 6.00 | 152 |
| F88T112GV | 8.00 x 8.00 x 12.00 | 203 x 203 x 305 | — | — | — | — | — | — | — | — |
| F88T118GV | 8.00 x 8.00 x 18.00 | 203 x 203 x 455 | — | — | — | — | — | — | — | — |
| F88T1124GVVWK | 8.00 x 8.00 x 24.00 | 203 x 203 x 610 | 8 | 8 | 1.62 | 41 | 6.00 | 152 | 12.00 | 305 |
| F88T1124GV | 8.00 x 8.00 x 24.00 | 203 x 203 x 610 | — | — | — | — | — | — | — | — |
| F88T1136GVVWK | 8.00 x 8.00 x 36.00 | 203 x 203 x 914 | 12 | 12 | 1.62 | 41 | 6.00 | 152 | 12.00 | 305 |
| F88T1136GV | 8.00 x 8.00 x 36.00 | 203 x 203 x 914 | — | — | — | — | — | — | — | — |

| Catalog Number | AxBxC in. | AxBxC mm | Number of Knockouts, .50 in.-.75 in. | Number of Knockouts, 1.00 in.-1.25 in. | F (in.) | F (mm) | X (in.) | X (mm) | Y (in.) | Y (mm) |
|----------------|------------------------|------------------|--------------------------------------|--|---------|--------|---------|--------|---------|--------|
| F88T148GVVK | 8.00 x 8.00 x 48.00 | 203 x 203 x 1219 | 16 | 16 | 1.62 | 41 | 6.00 | 152 | 12.00 | 305 |
| F88T148GV | 8.00 x 8.00 x 48.00 | 203 x 203 x 1219 | — | — | — | — | — | — | — | — |
| F88T160GVVK | 8.00 x 8.00 x 60.00 | 203 x 203 x 1524 | 20 | 20 | 1.62 | 41 | 6.00 | 152 | 12.00 | 305 |
| F88T160GV | 8.00 x 8.00 x 60.00 | 203 x 203 x 1524 | — | — | — | — | — | — | — | — |
| F88T172GVVK | 8.00 x 8.00 x 72.00 | 203 x 203 x 1829 | 24 | 24 | 1.62 | 41 | 6.00 | 152 | 12.00 | 305 |
| F88T172GV | 8.00 x 8.00 x 72.00 | 203 x 203 x 1829 | — | — | — | — | — | — | — | — |
| F88T1120GVVK | 8.00 x 8.00 x 120.00 | 203 x 203 x 3048 | 40 | 40 | 1.62 | 41 | 6.00 | 152 | 12.00 | 305 |
| F88T1120GV | 8.00 x 8.00 x 120.00 | 203 x 203 x 3048 | — | — | — | — | — | — | — | — |
| F1010T112GV | 10.00 x 10.00 x 12.00 | 254 x 254 x 305 | — | — | — | — | — | — | — | — |
| F1010T124GV | 10.00 x 10.00 x 24.00 | 254 x 254 x 610 | — | — | — | — | — | — | — | — |
| F1010T136GV | 10.00 x 10.00 x 36.00 | 254 x 254 x 914 | — | — | — | — | — | — | — | — |
| F1010T148GV | 10.00 x 10.00 x 48.00 | 254 x 254 x 1219 | — | — | — | — | — | — | — | — |
| F1010T160GV | 10.00 x 10.00 x 60.00 | 254 x 254 x 1524 | — | — | — | — | — | — | — | — |
| F1010T172GV | 10.00 x 10.00 x 72.00 | 254 x 254 x 1829 | — | — | — | — | — | — | — | — |
| F1010T1120GV | 10.00 x 10.00 x 120.00 | 254 x 254 x 3048 | — | — | — | — | — | — | — | — |
| F1212T112GV | 12.00 x 12.00 x 12.00 | 305 x 305 x 305 | — | — | — | — | — | — | — | — |
| F1212T124GV | 12.00 x 12.00 x 24.00 | 305 x 305 x 610 | — | — | — | — | — | — | — | — |
| F1212T136GV | 12.00 x 12.00 x 36.00 | 305 x 305 x 914 | — | — | — | — | — | — | — | — |
| F1212T148GV | 12.00 x 12.00 x 48.00 | 305 x 305 x 1219 | — | — | — | — | — | — | — | — |
| F1212T160GV | 12.00 x 12.00 x 60.00 | 305 x 305 x 1524 | — | — | — | — | — | — | — | — |
| F1212T1120GV | 12.00 x 12.00 x 120.00 | 305 x 305 x 3048 | — | — | — | — | — | — | — | — |

GALVANIZED 90-DEGREE FLUSH TEE

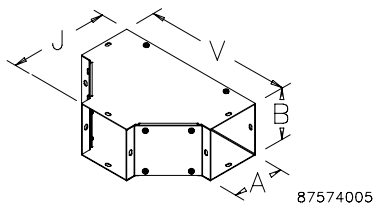
For flush mounting against a vertical or horizontal surface.
BULLETIN: F40GF



| Catalog Number | AxB in./mm | G in./mm |
|----------------|----------------------------|--------------|
| F22GTGV | 2.50 x 2.50 64 x 64 | 4.50 114 |
| F44GTGV | 4.00 x 4.00 102 x 102 | 6.00 152 |
| F66GTGV | 6.00 x 6.00 152 x 152 | 8.00 203 |
| F88GTGV | 8.00 x 8.00 203 x 203 | 10.00 254 |
| F1010GTGV | 10.00 x 10.00 254 x 254 | 12.00 305 |
| F1212GTGV | 12.00 x 12.00 305 x 305 | 14.00 356 |

GALVANIZED SWEEP TEE

For large radius turns. Mounts against vertical or horizontal surfaces. Top and inside covers removable.
BULLETIN: F40GF

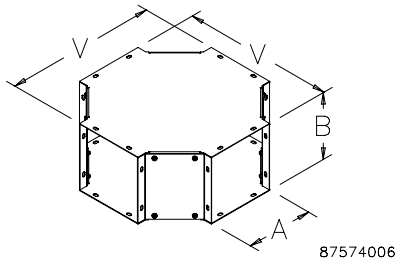


| Catalog Number | AxB in./mm | J in./mm | V in./mm |
|----------------|----------------------------|--------------|--------------|
| F22TGV | 2.50 x 2.50 64 x 64 | 6.50 165 | 10.35 263 |
| F44TGV | 4.00 x 4.00 102 x 102 | 8.00 203 | 11.85 301 |
| F66TGV | 6.00 x 6.00 152 x 152 | 10.00 254 | 13.85 352 |
| F88TGV | 8.00 x 8.00 203 x 203 | 12.00 305 | 15.84 402 |
| F1010TGV | 10.00 x 10.00 254 x 254 | 14.00 356 | 17.84 453 |
| F1212TGV | 12.00 x 12.00 305 x 305 | 16.00 406 | 19.84 504 |

GALVANIZED CROSS FITTING

For routing cables in four directions. Top, bottom and side covers removable.

BULLETIN: F40GF

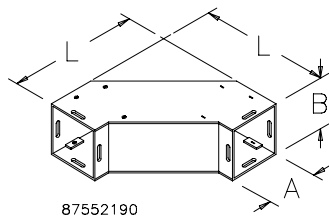


| Catalog Number | AxB in./mm | V in./mm |
|----------------|----------------------------|--------------|
| F22XGV | 2.50 x 2.50 64 x 64 | 10.35 263 |
| F44XGV | 4.00 x 4.00 102 x 102 | 11.85 301 |
| F66XGV | 6.00 x 6.00 152 x 152 | 13.85 352 |
| F88XGV | 8.00 x 8.00 203 x 203 | 15.84 402 |
| F1010XGV | 10.00 x 10.00 254 x 254 | 17.84 453 |
| F1212XGV | 12.00 x 12.00 305 x 305 | 19.84 504 |

GALVANIZED 90-DEGREE SWEEP ELBOW

90-Degree Sweep Elbow for large-radius turns.

BULLETIN: F40GF

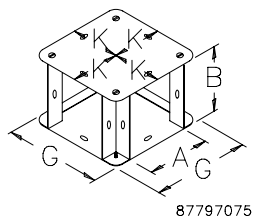


| Catalog Number | AxB in./mm | L in./mm |
|----------------|----------------------------|--------------|
| F2290SEGV | 2.50 x 2.50 64 x 64 | 7.91 201 |
| F4490SEGV | 4.00 x 4.00 102 x 102 | 9.41 239 |
| F6690SEGV | 6.00 x 6.00 152 x 152 | 11.34 288 |
| F8890SEGV | 8.00 x 8.00 203 x 203 | 13.44 341 |
| F101090SEGV | 10.00 x 10.00 254 x 254 | 15.62 395 |
| F121290SEGV | 12.00 x 12.00 305 x 305 | 17.44 443 |

GALVANIZED 90-DEGREE ELBOW-TEE-CROSS

Forms left or right 90-degree turns. Can be used as a tee or cross. Use with open adapter for cable entrance in top and bottom. Includes two closure plates.

BULLETIN: F40GF

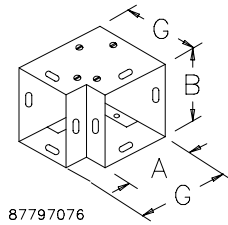


| Catalog Number | AxB in./mm | G in./mm | K in./mm |
|----------------|----------------------------|--------------|-------------|
| F2290TXGV | 2.50 x 2.50 64 x 64 | 4.50 114 | 2.25 57 |
| F4490TXGV | 4.00 x 4.00 102 x 102 | 6.00 152 | 3.00 76 |
| F6690TXGV | 6.00 x 6.00 152 x 152 | 8.00 203 | 4.00 102 |
| F8890TXGV | 8.00 x 8.00 203 x 203 | 10.00 254 | 5.00 127 |
| F101090TXGV | 10.00 x 10.00 254 x 254 | 12.00 305 | 6.00 152 |
| F121290TXGV | 12.00 x 12.00 305 x 305 | 14.00 356 | 7.00 178 |

GALVANIZED 90-DEGREE ELBOW

Any side can be removed, retaining lay-in feature regardless of how the elbow is oriented. Sides are held together with screws.

BULLETIN: F40GF

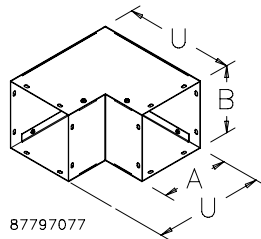


| Catalog Number | AxB in./mm | G in./mm |
|----------------|----------------------------|--------------|
| F2290EGV | 2.50 x 2.50 64 x 64 | 4.50 114 |
| F4490EGV | 4.00 x 4.00 102 x 102 | 6.00 152 |
| F6690EGV | 6.00 x 6.00 152 x 152 | 8.00 203 |
| F8890EGV | 8.00 x 8.00 203 x 203 | 10.00 254 |
| F101090EGV | 10.00 x 10.00 254 x 254 | 12.00 305 |
| F121290EGV | 12.00 x 12.00 305 x 305 | 14.00 356 |

GALVANIZED 90-DEGREE ELBOW—OUTSIDE OPENING

For continuous run with 90-degree turns. Top, bottom and outside covers removable.

BULLETIN: F40GF

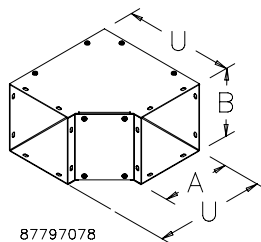


| Catalog Number | AxB in./mm | U in./mm |
|----------------|----------------------------|--------------|
| F2290EOUTGV | 2.50 x 2.50 64 x 64 | 6.50 165 |
| F4490EOUTGV | 4.00 x 4.00 102 x 102 | 8.00 203 |
| F6690EOUTGV | 6.00 x 6.00 152 x 152 | 10.00 254 |
| F8890EOUTGV | 8.00 x 8.00 203 x 203 | 12.00 305 |
| F101090EOUTGV | 10.00 x 10.00 254 x 254 | 14.00 356 |
| F121290EOUTGV | 12.00 x 12.00 305 x 305 | 16.00 406 |

GALVANIZED 90-DEGREE ELBOW—INSIDE OPENING

For continuous run with 90-degree turns. Top and inside covers removable.

BULLETIN: F40GF

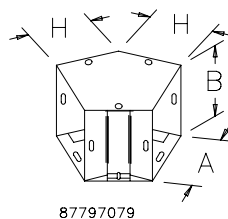


| Catalog Number | AxB in./mm | U in./mm |
|----------------|----------------------------|--------------|
| F2290EINGV | 2.50 x 2.50 64 x 64 | 6.50 165 |
| F4490EINGV | 4.00 x 4.00 102 x 102 | 8.00 203 |
| F6690EINGV | 6.00 x 6.00 152 x 152 | 10.00 254 |
| F8890EINGV | 8.00 x 8.00 203 x 203 | 12.00 305 |
| F101090EINGV | 10.00 x 10.00 254 x 254 | 14.00 356 |
| F121290EINGV | 12.00 x 12.00 305 x 305 | 16.00 406 |

GALVANIZED 45-DEGREE ELBOW

Any side can be removed, retaining lay-in feature regardless of how the elbow is oriented. Sides are held together with screws.

BULLETIN: F40GF

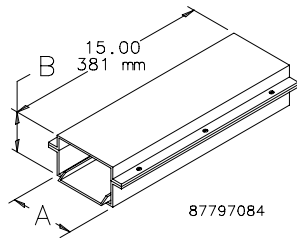


| Catalog Number | AxB in./mm | H in./mm |
|----------------|----------------------------|-------------|
| F2245EGV | 2.50 x 2.50 64 x 64 | 2.75 70 |
| F4445EGV | 4.00 x 4.00 102 x 102 | 3.38 86 |
| F6645EGV | 6.00 x 6.00 152 x 152 | 4.25 108 |
| F8845EGV | 8.00 x 8.00 203 x 203 | 5.06 129 |
| F101045EGV | 10.00 x 10.00 254 x 254 | 6.00 152 |
| F121245EGV | 12.00 x 12.00 305 x 305 | 6.75 171 |

GALVANIZED TELESCOPE FITTING

Length easily adjusts to approximately 12.00 in. (305 mm). No cutting or welding required.

BULLETIN: F40GF



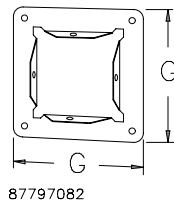
| Catalog Number | AxB in./mm |
|----------------|----------------------------|
| F22GAGV | 2.50 x 2.50 64 x 64 |
| F44GAGV | 4.00 x 4.00 102 x 102 |
| F66GAGV | 6.00 x 6.00 152 x 152 |
| F88GAGV | 8.00 x 8.00 203 x 203 |
| F1010GAGV | 10.00 x 10.00 254 x 254 |
| F1212GAGV | 12.00 x 12.00 305 x 305 |

Not UL/cUL listed.

GALVANIZED PANEL ADAPTER

A flanged fitting which allows the wireway to be securely connected to an enclosure.

BULLETIN: F40GF

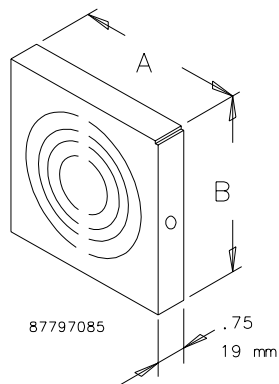


| Catalog Number | G (in.) | G (mm) |
|----------------|---------|--------|
| F22GPAGV | 4.50 | 114 |
| F44GPAGV | 6.00 | 152 |
| F66GPAGV | 8.00 | 203 |
| F88GPAGV | 10.00 | 254 |
| F1010GPAGV | 12.00 | 305 |
| F1212GPAGV | 14.00 | 356 |

GALVANIZED CLOSURE PLATE, WITH AND WITHOUT KNOCKOUTS

Closes the end of a wireway section or run.

BULLETIN: F40GF

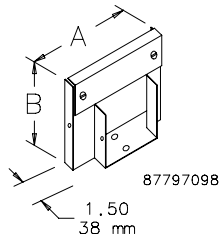


| Catalog Number | AxB in./mm | Knockouts |
|----------------|----------------------------|-------------------|
| F22GCPGV | 2.00 x 2.00 64 x 64 | With knockouts |
| F22GCPNKGV | 2.00 x 2.00 64 x 64 | Without knockouts |
| F44GCPGV | 4.00 x 4.00 102 x 102 | With knockouts |
| F44GCPNKGV | 4.00 x 4.00 102 x 102 | Without knockouts |
| F66GCPGV | 6.00 x 6.00 152 x 152 | With knockouts |
| F66GCPNKGV | 6.00 x 6.00 152 x 152 | Without knockouts |
| F88GCPGV | 8.00 x 8.00 203 x 203 | With knockouts |
| F88GCPNKGV | 8.00 x 8.00 203 x 203 | Without knockouts |
| F1010GCPNKGV | 10.00 x 10.00 254 x 254 | Without knockouts |
| F1212GCPGV | 12.00 x 12.00 305 x 305 | With knockouts |
| F1212GCPNKGV | 12.00 x 12.00 305 x 305 | Without knockouts |

REDUCER

Reduces wireway to a smaller size.

BULLETIN: F40PF

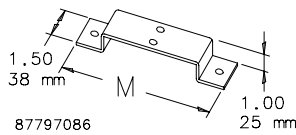


| Catalog Number | AxB in./mm |
|----------------|----------------------------|
| F44G2ZR | 4.00 x 4.00 102 x 102 |
| F66G44R | 6.00 x 6.00 152 x 152 |
| F88G66R | 8.00 x 8.00 203 x 203 |
| F1010G88R | 10.00 x 10.00 254 x 254 |
| F1212G88R | 12.00 x 12.00 305 x 305 |
| F1212G1010R | 12.00 x 12.00 305 x 305 |

GALVANIZED SUPPORT HANGER

For floor or wall installations.

BULLETIN: F40GF



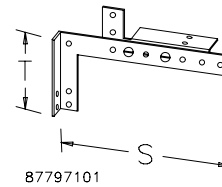
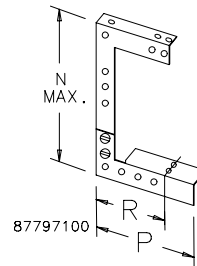
| Catalog Number | M (in.) | M (mm) |
|----------------|---------|--------|
| F22GSHGV | 4.62 | 117 |
| F44GSHGV | 6.12 | 155 |
| F66GSHGV | 8.12 | 206 |
| F88GSHGV | 10.12 | 257 |
| F1010GSHGV | 12.12 | 308 |
| F1212GSHGV | 14.12 | 359 |

DROP AND BRACKET HANGERS

Drop and bracket hangers support a wireway run.

BULLETIN: F40PF

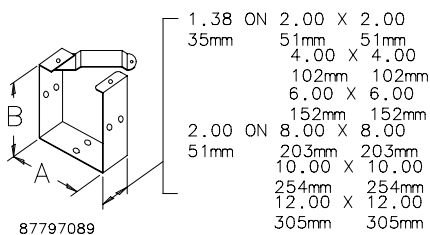
| Catalog Number | N max. (in.) | N max. (mm) | P (in.) | P (mm) | R (in.) | R (mm) | S (in.) | S (mm) | T (in.) | T (mm) |
|----------------|--------------|-------------|---------|--------|---------|--------|---------|--------|---------|--------|
| F22GDB | 8.50 | 216 | 4.50 | 114 | 3.38 | 86 | 7.25 | 184 | 3.75 | 95 |
| F44GDB | 10.50 | 267 | 6.00 | 152 | 4.12 | 105 | 9.25 | 235 | 4.50 | 114 |
| F66GDB | 15.00 | 381 | 7.12 | 181 | 5.12 | 130 | 13.75 | 349 | 5.50 | 140 |
| F88GDB | 21.00 | 533 | 10.81 | 275 | 7.00 | 178 | 13.75 | 349 | 7.75 | 197 |
| F1010GDB | 22.00 | 559 | 13.81 | 335 | 8.38 | 213 | 13.75 | 349 | 10.25 | 260 |
| F1212GDB | 23.00 | 584 | 15.56 | 395 | 9.78 | 248 | 13.75 | 349 | 12.50 | 318 |



GALVANIZED UNIVERSAL U-CONNECTOR

Joins wireway sections and fittings. Top swings aside to retain the lay-in feature. One U-connector required at each wireway joint except telescope fittings, panel adapters, open adapters, closure plates or reducers.

BULLETIN: F40GF



| Catalog Number | AxB in./mm |
|----------------|----------------------------|
| F22GUCGV | 2.50 x 2.50 64 x 64 |
| F44GUCGV | 4.00 x 4.00 102 x 102 |
| F66GUCGV | 6.00 x 6.00 152 x 152 |
| F88GUCGV | 8.00 x 8.00 203 x 203 |
| F1010GUCGV | 10.00 x 10.00 254 x 254 |
| F1212GUCGV | 12.00 x 12.00 305 x 305 |