

## Compact Cooling Fans and Accessories

### Compact Cooling Fans



#### Industry Standards

UL Component Recognized

CSA certified

#### Application

Compact Cooling Fans are ideal for applications where enclosure space is limited and quiet, reliable cooling is required. Engineered for 50,000 hours of continuous operation without lubrication or service.

#### Installation

Can be installed on any surface of an enclosure. With the addition of accessory fan brackets, Compact Cooling Fans can also be installed in any position inside the enclosure for spot cooling or air circulation.

#### Features

- Maximum operating temperature is 158 F (70 C)
- 4-in. fan is thermally protected and uses permanently lubricated ball bearings
- 6- and 10-in. fans have ball-bearing construction and split-capacitor motors
- Split-capacitor motors are thermally protected to avoid premature failure
- Dynamically balanced impellers molded from polycarbonate material
- One finger guard is furnished (additional finger guards are available)
- All mounting hardware is provided

*Fan bracket and additional finger guards must be purchased separately*

- 240 and 560 CFM fans have ball bearing construction and split capacitor motors
- Fans have leadwires with ends stripped 1/2-in. (12-mm) or 6-ft. (1.8-m) cord with polarized plug for power connections

*Consult your local Hoffman sales office for information on modifications to this product*

#### Finish

Fan housing is black.

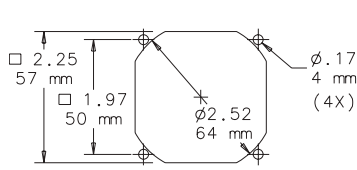
#### Accessories

Fan Brackets  
Finger Guards  
Temperature Control Switch  
**Bulletin: D85**

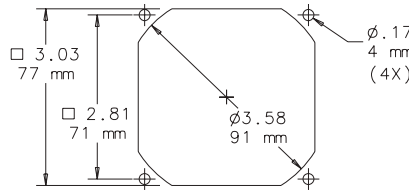
#### Standard Product and Cutout Dimensions

Catalog Number	Nominal Size	Voltage	A in./mm	D in./mm	E in./mm	J in./mm	K in./mm	L in./mm	M in./mm
A2AXFN24	2	24 VDC	—	1.97	.98	1.97	.98	—	—
A3AXFN	3	115 VAC	—	2.81	1.40	2.81	1.40	—	—
A3AXFN24	3	24 VDC	—	2.81	1.40	2.81	1.40	—	—
A4AXFNGQ	4	115 VAC	4.62	4.12	2.06	4.12	2.06	—	—
A4AXFNPG	4	115 VAC	4.62	4.12	2.06	4.12	2.06	—	—
A4AXFN	4	115 VAC	4.62	4.12	2.06	4.12	2.06	—	—
A4AXFN2	4	230 VAC	4.62	4.12	2.06	4.12	2.06	—	—
A4AXFN24	4	24 VDC	4.62	4.12	2.06	4.12	2.06	—	—
A6AXFNGQ	6	115 VAC	5.88	—	—	—	—	3.19	6.38
A6AXFNPG	6	115 VAC	5.88	—	—	—	—	3.19	6.38
A6AXFN	6	115 VAC	5.88	—	—	—	—	3.19	6.38
A6AXFN2	6	230 VAC	5.88	—	—	—	—	3.19	6.38
A6AXFN24	6	24 VDC	5.88	—	—	—	—	3.19	6.38
A10AXFNPG	10	115 VAC	9.00	6.88	3.44	6.88	3.4	—	—
A10AXFN	10	115 VAC	9.00	6.88	3.44	6.88	3.44	—	—
A10AXFN2	10	230 VAC	9.00	6.88	3.44	6.88	3.44	—	—

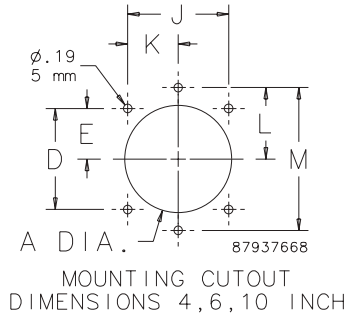
CFM without exhaust grille

**Compact Cooling Fans and Accessories**


MOUNTING CUTOUT DIMENSIONS 2 INCH



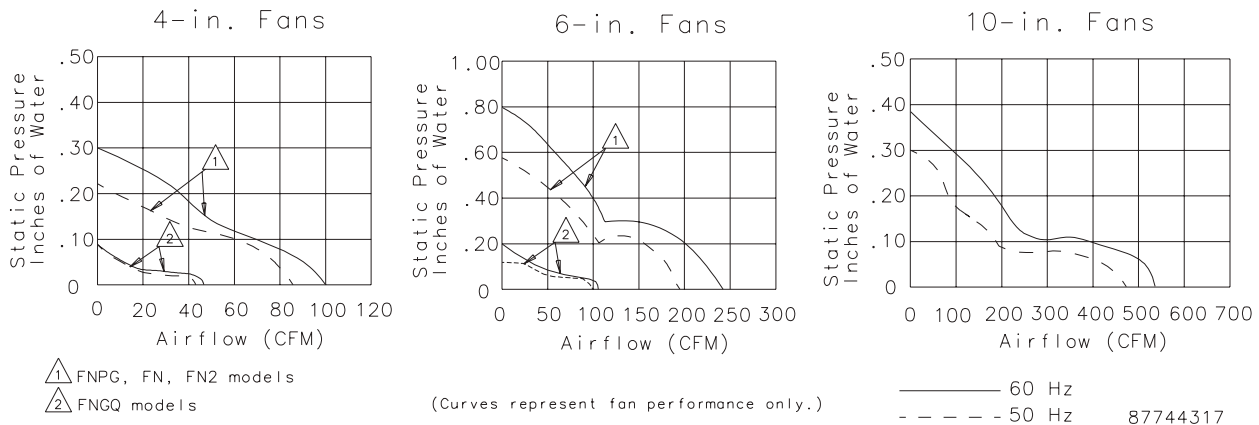
MOUNTING CUTOUT DIMENSIONS 3 INCH



MOUNTING CUTOUT DIMENSIONS 4, 6, 10 INCH

**Technical/Performance Data for Compact Cooling Fans**

Catalog Number	Nominal Size	Power Connection	Voltage	A @ 50/60 Hz	W @ 50/60 Hz	CFM @ 50/60 Hz	Fan Size (in. <sup>2</sup> )	Fan Depth	Max. Motor Operating RPM @	
									50/60 Hz	Noise SIL (dB)
A2AXFN24	2	Lead wires	24 VDC	.09	2.16	21.5	2.36	.98 in.	4550	65
A3AXFN	3	Lead wires	115 VAC	.09	7	27	3.15	1.50 in.	2700	40
A3AXFN24	3	Lead wires	24 VDC	.14	3.36	40	3.15	.98 in.	3400	35
A4AXFNGQ	4 (Quiet Fan)	Power cord	115 VAC	.09/.08	6/5	46/49	4.69	1.52 in.	1350/1450	27/28
A4AXFNPG	4	Power cord	115 VAC	.26/.21	17/15	85/100	4.69	1.52 in.	2415/2900	37/41
A4AXFN	4	Lead wires	115 VAC	.26/.21	17/15	85/100	4.69	1.52 in.	2415/2900	37/41
A4AXFN2	4	Lead wires	230 VAC	.14/.11	16/14	85/100	4.69	1.52 in.	2415/2900	37/41
A4AXFN24	4	Lead wires	24 VDC	.35	8.4	118	4.69	1.52 in.	3200	46.5
A6AXFNGQ	6 (Quiet Fan)	Power cord	115 VAC	.16/.19	16/18	85/102	6.77	1.50 in.	1400/1650	35/38
A6AXFNPG	6	Power cord	115 VAC	.45/36	36/32	200/240	6.77	1.50 in.	2670/3200	50/56
A6AXFN	6	Lead wires	115 VAC	.45/36	36/32	200/240	6.77	1.50 in.	2670/3200	50/56
A6AXFN2	6	Lead wires	230 VAC	.23/18	39/35	200/240	6.77	1.50 in.	2670/3200	50/56
A6AXFN24	6	Lead wires	24 VDC	.88	21.1	280	6.77	2.00 in.	3750	62.5
A10AXFNPG	10	Power cord	115 VAC	1.0/.88	36/36	480/560	10.00	3.50 in.	1350/1650	45.8/49
A10AXFN	10	Lead wires	115 VAC	1.0/.88	36/36	480/560	10.00	3.50 in.	1350/1650	45.8/49
A10AXFN2	10	Lead wires	230 VAC	.47/43	36/36	480/560	10.00	3.50 in.	1350/1650	45.8/49

**Performance Curves for Compact Axial Fans**




### Compact Cooling Fans and Accessories

#### Fan Cords



Used to power Compact Cooling Fans when positive ground of the cabinet case is required. Available with connectors for one or two fans. Five-foot (1.52-meter) cord with grounded three-prong plug. Fits A4AXFNPG, A6AXFNPG, A10AXFNPG, A4AXFNGQ and A10AXFNGQ.

Bulletin: DTHRM

Catalog Number	Description
ACORD1	One connector
ACORD2	Two connectors

#### Fan Cords With Inline Thermostat



Use to power 110-120 VAC Compact Cooling Fans; replaces existing supplied power cord. Fan cord includes inline thermostat. The cord automatically activates up to two fans. Fan(s) will turn on when the inline thermostat reaches 85F (30C). Fan(s) will run only when temperature is above 85F (30C).

Bulletin: DTHRM

Catalog Number	Description	Fan activation temperature	Voltage	Amps
ACORD2T	Two-connector fan power cord with inline thermostat	85 F (30 C)	110-120 VAC	10 amps max.

#### Fan Filter and Finger Guard Kit



Low-density filter kit for 4-in. (102-mm) and 6-in. (152-mm) fans. Can also be used as vent. Filter is removable and can be cleaned and reused. Mounting hardware included.

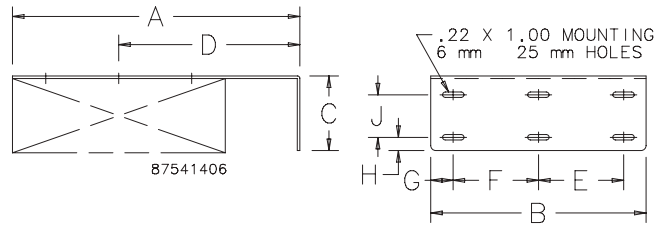
Bulletin: DTHRM, DWS1

Catalog Number	Description	Fits
AFLTR4LD	Fan Filter and Finger Guard Kit	4-in. fans
AFLTR6LD	Fan Filter and Finger Guard Kit	6-in. fans

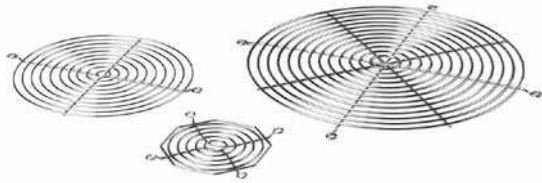
**Compact Cooling Fans and Accessories**
**Fan Brackets**


Designed to provide easy mounting of Hoffman cooling fans on enclosure panels. Brackets can be used for general air circulation or to direct air at problem areas. All sizes are .100-in. aluminum. Package quantity of 1 bracket. Fans must be ordered separately.

**Bulletin: D85**



Catalog Number	AxBxC in./mm	Used with Fan Catalog Number	D in./mm	E in./mm	F in./mm	G in./mm	H in./mm	J in./mm
ABRKT2	3.75 x 2.75 x 1.50	A2AXFN24	2.38	—	1.75	.50	.37	.62
	95 x 70 x 38		60	—	44	13	9	16
ABRKT3	4.50 x 3.50 x 1.50	A3AXFN, A3AXFN24	2.75	—	2.50	.50	.37	.62
	114 x 89 x 38		70	—	64	13	9	16
ABRKT4	6.00 x 5.00 x 1.50	A4AXFNPG, A4AXFNGQ, A4AXFN, or A4AXFN2	3.50	—	3.00	1.00	.38	.62
	152 x 127 x 38		89	—	76	25	10	16
ABRKT6	10.00 x 6.88 x 2.00	A6AXFNPG, A6AXFNGQ, A6AXFN, or A6AXFN2	6.50	—	5.00	.94	.38	1.00
	254 x 175 x 51		51	—	127	24	10	25
ABRKT10	13.50 x 10.12 x 3.50	A10AXFNPG, A10AXFNGQ, A10AXFN, or A10AXFN2	8.50	4.00	4.00	1.06	.62	2.00
	343 x 257 x 89		216	102	102	27	16	51

**Finger Guards**


One finger guard is included with each Compact Cooling Fan and Cooling Fan Package. Additional Finger Guards can be mounted on either side of the fan for maximum safety. All guards are chrome-plated and meet UL 507 .25-in. plug gauge test.

**Bulletin: D85**

Catalog Number	Use on Compact Cooling Fan Catalog Numbers
AGARD2	A2AXFN24
AGARD3	A3AXFN, A3AXFN24
AGARD4	A4AXFNPG, A4AXFNGQ, A4AXFN, A4AXFN2
AGARD6	A6AXFNPG, A6AXFNGQ, A6AXFN, A6AXFN2
AGARD10	A10AXFNPG, A10AXFNQR, A10AXFN, A10AXFN2