

# METALARC® SUPERSAVER®

Energy Saving Replacement Metal Halide Lamps



Constructed with an enhanced arc tube for peak performance, SYLVANIA METALARC and METALARC PRO-TECH® SUPERSAVER lamps are designed as energy saving replacement metal halide lamps. No ballast change is required.

The result of this technology is an energy savings of approximately \$110.00 over the life of the lamp for the 950 watt SUPERSAVER, \$88.00 for the 360 watt SUPERSAVER lamp and \$27.50 for the 150 watt SUPERSAVER.\*

\*Savings based on base-up orientation, \$0.11 / kWh and 20,000 hours average rated life (360W) or 10,000 hours average rated life (150W)

## Application Information

### Applications

- Ambient lighting for industrial, commercial and retail installations
- Canopy lighting
- Flood lighting
- Parking lots
- Security lighting

### Key Features & Benefits

#### 150 Watt SUPERSAVER

- Saves up to 25 watts and \$27.50 of energy compared to a 175 watt metal halide lamp\*
- Direct retrofit for 175 watt metal halide lamps; operates on a standard 175 watt M57 CWA ballast

#### 360 Watt SUPERSAVER

- Saves up to 40 watts and \$88.00 of energy compared to a 400 watt metal halide lamp\*
- Direct retrofit for 400 watt metal halide lamps; operates on a standard 400 watt M59 CWA ballast

- Available in METALARC PRO-TECH lamp design for use in open fixture applications
- Available clear or coated

#### 950 Watt SUPERSAVER

- Saves up to 50 watts and \$110.00 of energy compared to a 1000 watt metal halide lamp\*
- Direct retrofit for 1000 watt metal halide lamps; operates on a standard 1000 watt M47 CWA ballast

### Product Offering

Lamp	Wattage	PRO-TECH	Finish
M150/SS	150	No	Clear
MS360/SS	360	No	Clear or Coated
MSP360/SS	360	Yes	Clear or Coated
M950/SS	950	No	Clear

### Application Notes

1. Operating orientation: M150/SS is designed for universal operation. MS360/SS/ED37 is base up to horizontal, MSP360/SS is for base up applications only.
2. MS360/SS/ED37 can be used in open fixtures if used in the base up position. Horizontal position requires an enclosed fixture. See lamp warning for complete instructions.
3. MSP360/SS is designed for use in open fixtures.
4. M950/SS/U/BT56 is designed for use in enclosed fixtures only.
5. Lamps operate in standard HID mogul sockets or in position oriented mogul (POM) sockets.



## Specification Data

Catalog #	Type
Project	
Comments	
Prepared by	

## Ordering Information

Item Number	Ordering Abbreviation	Watts	Bulb	Base	ANSI Ballast	Average Rated Life (hrs.)	Initial Lumens	Mean Lumens	CRI	CCT	Lamp Efficacy (LPW)
64040*	M150/SS/U/ED28	150	ED28	Mogul	M57, M107/E	10,000V 7,500H	12,500V 11,500H	5,000V <sup>3</sup> 6,000H	65	4000K	87 80
64041	MS360/SS/BU-HOR/ED37 <sup>2,3</sup>	360	ED37	Mogul	M59/S, M165/S	20,000V 15,000H	36,000V 30,000H	21,000V 19,000H	65	4000K	100 83
64042*	MS360/C/SS/BU-HOR/ED37 <sup>2,3</sup>	360	ED37	Mogul	M59/S, M165/S	20,000V 15,000H	36,000V 30,000H	22,500V 19,000H	70	3600K	100 83
64737	MSP360/SS/BU-ONLY <sup>3</sup>	360	BT37	Mogul	M59/O, M165/O	20,000	35,000	23,500	65	4000K	97
64738	MSP360/C/SS/BU-ONLY <sup>3</sup>	360	BT37	Mogul	M59/O, M165/O	20,000	34,000	16,300	70	3600K	94
64850	M950/SS/U/BT56 <sup>3</sup>	950	BT56	Mogul	M47/E, M176/E	18,000V 12,000H	103,000V 90,000H	80,000V 64,000H	65	4000K	108 95

\*64040 formerly 64719, 64041 formerly 64655, 64042 formerly 64656

Notes:

1. Average Rated Life based on 10 hour per start operation on ANSI approved ballast.
2. S-rated lamps operated base up within 15 degrees may be operated in an open fixture. See lamp warning in catalog or on lamp packaging for additional operating instructions.
3. For lamp wattages of 360W and greater, it is recommended that lampholders with nickel-plated copper alloy center contacts (with spring) should be used rather than electrical contacts made of stainless steel.

## Lamp Comparison

Lamp Type	Initial Lumens	Mean Lumens	Watts	Average Rated Life (hours)*
MS360/SS/BU-HOR/ED37	36,000	23,500	360	20,000
M400/U/ED37	36,000	23,500	400	20,000
M150/SS/U/BT28/ED28	12,500	5,000	150	10,000
M175/U/ED28	14,400	9,300	175	10,000
M950/SS/U/BT56	103,000	80,000	950	18,000
M1000/U	110,000	86,000	1,000	18,000

\*Base up orientation.

## Energy Savings

Lamp Type	Watts	Number of Lamps	Energy Cost per Year	Energy Savings per Year*
M400/U/ED37	400	500	\$160,300	\$0
MS360/SS/BU-HOR/ED37	360	500	\$146,300	\$14,000
M175/U/ED28	175	500	\$73,500	\$0
M150/SS/U/ED28	150	500	\$64,750	\$8,750
M1000/U	1,000	500	\$378,000	\$0
M950/SS/U/BT56	950	500	\$360,500	\$17,500

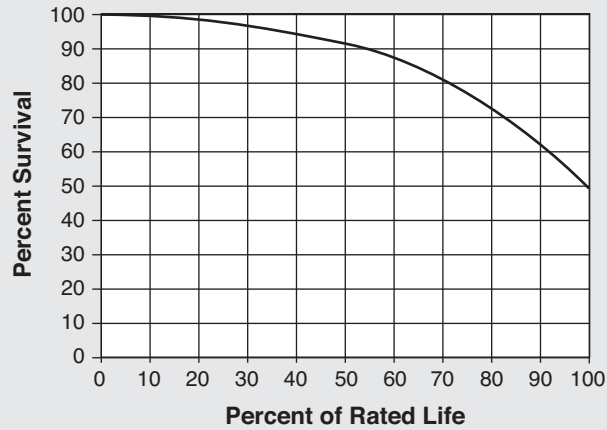
\*Base up orientation. Based on \$0.14/kWh, 5000 hours per year; 1080W per fixture for the 1000W lamp and 1030W per fixture for the 950W lamp; 458W per fixture for the 400W lamp, and 418W fixture for the 360W lamp; 210W fixture for the 175W lamp, 185W fixture for the 150W lamp.

## Ordering Guide

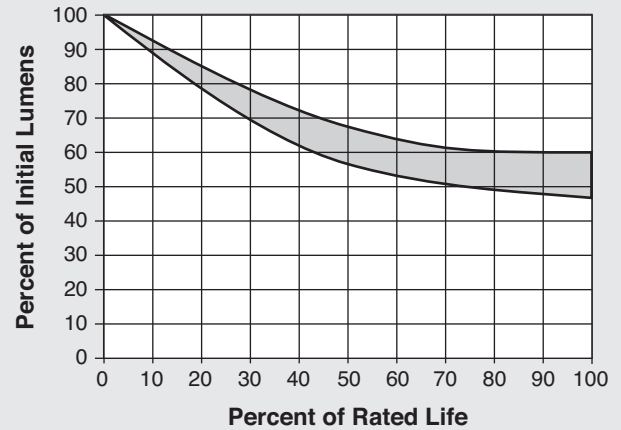
M, MS or MSP	150	/	C	/	SS	/	U	/	BT28
METALARC, METALARC® SUPERSAVER® or METALARC PRO-TECH® SUPERSAVER High Output Metal Halide	Wattage: 150, 360 and 950 watts		Finish: ___ = Clear C = Coated		SUPERSAVER		Operating position: BU-HOR = Base up to horizontal BU-ONLY = Base up only U = Universal		Bulb Size: BT28

## Technical Information

Typical Mortality Curve – Base Up Operation

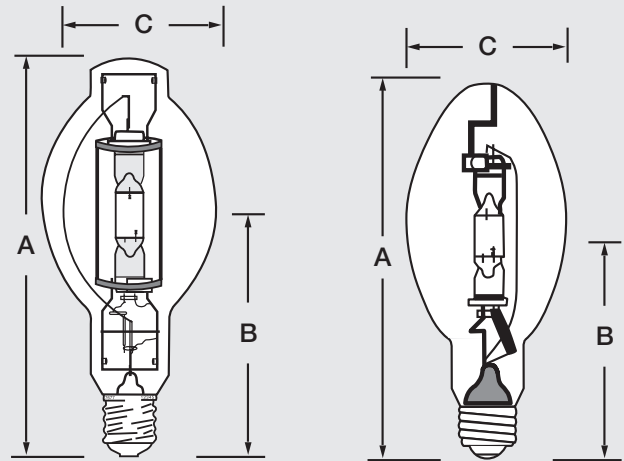


Typical Lumen Depreciation – Base Up Operation



## Lamp Dimensions

Ordering Abbreviation	(A) MOL	(B) LCL	(C) Bulb Diameter
ED17	5"	3"	2-1/8"
ET23.5	6-29/32"	4-1/2"	2-15/16"
BT28/ED28	8-5/16"	5"	3-1/2"
BT37/ED37	11-1/2"	7"	4-5/8"



---

## Sample Specification

Lamp(s) shall be (a) METALARC PRO-TECH® SUPERSAVER® MSP360/SS/BU-ONLY energy saving metal halide lamp(s) for use in open fixture(s).

---

## Safety Information

**WARNING: This lamp can cause serious skin burn and eye inflammation from shortwave ultraviolet radiation if the outer envelope of the lamp is broken or punctured. Do not use where people will remain for more than a few minutes unless adequate shielding or other safety precautions are used. Lamps that will automatically extinguish when the outer envelope is broken or punctured are commercially available.**

LEDVANCE LLC  
200 Ballardvale Street  
Wilmington, MA 01887 USA  
Phone 1-800-LIGHTBULB (1-800-544-4828)  
[www.sylvania.com](http://www.sylvania.com)

SYLVANIA and LEDVANCE are registered trademarks.  
All other trademarks are those of their respective owners.  
Product Licensee of Trademark SYLVANIA in General Lighting.  
Specifications subject to change without notice.

