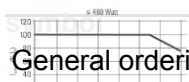
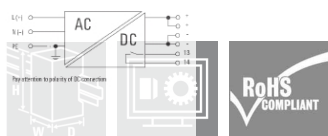


PRO ECO 240W 24V 10A



General ordering data

Type	PRO ECO 240W 24V 10A
Order No.	1469490000
Version	Power supply, switch-mode power supply unit, 24 V
GTIN (EAN)	4050118275599
Qty.	1 pc(s).

Dimensions and weights

Width	60 mm
Width (inches)	2.362 inch
Height	125 mm
Height (inches)	4.921 inch
Depth	100 mm
Depth (inches)	3.937 inch
Net weight	1,055 g

Temperatures

Operating temperature	-25 °C...70 °C
Storage temperature	-40 °C...85 °C

Input

AC current consumption	1,23 A @ 230 V AC / 2,47 A @ 110 V AC
AC input voltage range	85...264 V AC (Derating @ 100 V AC)

Connection system	Screw connection
DC current consumption	1,18 A @ 370 V DC / 2,4 A @ 120 V DC
DC input voltage range	80...370 V DC (Derating @ 120 V DC)
Frequency range AC	47...63 Hz
Input frequency	47...63 Hz
Input fuse (internal)	Yes
Inrush current	max. 15 A
Rated input voltage	100...240 V AC (wide-range input)
Recommended back-up fuse	4 A / DI, safety fuse 10 A, Char. B, circuit breaker 3...4 A, Char. C, circuit breaker

output

Capacitive load	unrestricted
Connection system	Screw connection
Continuous output current @ U_{Rated}	10 A @ 55 °C, 7.5 A @ 70 °C
Output power	240 W
Output voltage	24 V
Output voltage	22...28 V (adjustable via potentiometer)
Overload protection	Yes
Parallel connection option	yes, max. 5
Protection against inverse voltage	Yes
Ramp-up time	≤ 100 ms
Rated (nominal) output current @ U_{Nom}	10 A @ 55 °C
Rated output voltage	24 V DC ± 1 %
Residual ripple, breaking spikes	< 50 mV _{SS} @ 24 V DC, I_N

General data

AC failure bridging time @ I_{Nom}	> 20 ms @ 230 V AC / > 20 ms @ 115 V AC
Degree of efficiency	90%
Earth leakage current, max.	3.5 mA
Housing version	Metal, corrosion resistant
Indication	LED green ($U_{output} > 21.6$ V DC), LED yellow ($I_{output} > 90\%$ I_{Rated} typ.), LED red (overload, overtemperature, short-circuit, $U_{output} < 20.4$ V DC)
MTBF	> 500,000 h acc. to IEC 1709 (SN29500)
Max. perm. air humidity (operational)	5 %...95 % RH

Mounting position, installation notice	on terminal rail TS 35
Operating temperature	-25 °C...70 °C
Power factor (approx.)	> 0.94 @ 230 V AC / > 0.99 @ 115 V AC
Power loss, idling	3 W
Power loss, nominal load	24 W
Protection against over-heating	Yes
Protection against reverse voltages from the load	30...35 V DC
Protection degree	IP20
Short-circuit protection	Yes

EMC / shock / vibration

Limiting of mains voltage harmonic currents	in accordance with EN 61000-3-2
Noise emission acc. to EN55022	Class A
Vibration resistance IEC 60068-2-6	1 g according to EN50178
Interference immunity test acc. to	EN 61000-4-2 (ESD), EN 61000-4-3 (RS), EN 61000-4-4 (burst), EN 61000-4-5 (surge), EN 61000-4-6 (conducted), EN61000-4-8 (Fields), EN61000-4-11 (Dips)
Shock resistance IEC 60068-2-27	15 g In all directions

Insulation coordination

Class of protection	I, with PE connection
Insulation voltage input / earth	2 kV
Insulation voltage output / earth	0.5 kV
Insulation voltage, input/output	3 kV
Pollution severity	2

Electrical safety (applied standards)

Electrical machine equipment	Acc. to EN60204
For use with electronic equipment	Acc. to EN50178 / VDE0160
Protection against dangerous shock currents	Acc. to VDE0106-101
Protective separation / protection against electrical shock	VDE0100-410 / acc. to DIN57100-410
Safety extra-low voltage	SELV acc. to EN60950, PELV acc. to EN60204
Safety transformers for switch-mode power supplies	nach EN61558-2-16

Connection data (input)

Conductor cross-section, AWG/kcmil , max.	12
Conductor cross-section, AWG/kcmil , min.	26
Conductor cross-section, flexible , min.	0.5 mm ²
Conductor cross-section, rigid , max.	6 mm ²
Conductor cross-section, rigid , min.	0.5 mm ²
Connection system	Screw connection
Number of terminals	3 for L/N/PE
Tightening torque, max.	0.6 Nm
Tightening torque, min.	0.5 Nm
Wire connection cross section, flexible (input), max.	2.5 mm ²


Connection data (output)

Conductor cross-section, AWG/kcmil , max.	12
Conductor cross-section, AWG/kcmil , min.	26
Conductor cross-section, flexible , max.	2.5 mm ²
Conductor cross-section, flexible , min.	0.5 mm ²
Conductor cross-section, rigid , max.	6 mm ²
Conductor cross-section, rigid , min.	0.5 mm ²
Connection system	Screw connection
Number of terminals	6 (++,--,13,14)
Tightening torque, max.	0.6 Nm
Tightening torque, min.	0.5 Nm

Signalling

Contact load (NO contact)	max. 30 V DC / 1 A
Floating contact	Yes
Relay on/off	Output voltage >21.6 V DC/ <20.4 V DC, Overload

Approvals

Institute (cULus)	
Certificate no. (cULus)	E258476

Product information

Descriptive text ordering data	The internal varistor found in a switch-mode power supply does not replace the need for surge protection within a system.
--------------------------------	---

Downloads

Approval/Certificate/Document of
Conformity

[DE_PA5200_160202_001.pdf](#)

Engineering Data

[EPLAN, WSCAD, Zuken E3.S](#)

Classifications

ETIM 5.0	EC002541
ETIM 6.0	EC002540
eClass 6.2	27-04-90-04
eClass 7.1	27-04-90-04
eClass 8.1	27-04-90-04
eClass 9.0	27-04-07-03
eClass 9.1	27-04-07-01

Approvals

Approvals



ROHS

Conform

UL File Number Search

[E258476](#)

Related products:



Type: PRO ECO 72W 24V 3A
Order No.: 1469470000

Version:
Power supply,
switch-mode power
supply unit, 24 V

[PDF data sheet](#)
[Add to Inquiry List](#)



Type: PRO ECO 120W 24V 5A
Order No.: 1469480000

Version:
Power supply,
switch-mode power
supply unit, 24 V

[PDF data sheet](#)
[Add to Inquiry List](#)