



















Commercial • Special Use

	GRAY SEMI- GLOSS	RED SEMI- GLOSS	BLACK MATTE	ALUMINUM PAINT	UNFINISHED STEEL
 9 Blanks (Box Mntg. 3.281") (9B)	58159	51159	87159	88159	89159
 10 Blanks (Box Mntg. 3.281") (10B)	58160	51160	87160	88160	89160
 1 Block Duplex/GFI Recept. (SRM)	58401	51401	87401	88401	89401
 2 Block Duplex/GFI Recepts. (2SRM)	58402	51402	87402	88402	89402
 3 Block Duplex/GFI Recepts. (3SRM)	58403	51403	87403	88403	89403
 4 Block Duplex/GFI Recepts. (4SRM)	58404	51404	87404	88404	89404
 5 Block Duplex/GFI Recepts. (5SRM)	58405	51405	87405	88405	89405
 6 Block Duplex/GFI Recepts. (6SRM)	58406	51406	87406	88406	89406
 7 Block Duplex/GFI Recepts. (7SRM)	58407	51407	87407	88407	89407
 8 Block Duplex/GFI Recepts. (8SRM)	58408	51408	87408	88408	89408
 9 Block Duplex/GFI Recepts. (9SRM)	58409	51409	87409	88409	89409
 10 Block Duplex/GFI Recepts. (10SRM)	58410	51410	87410	88410	89410
 One 5/8" ID Phone (Box Mntg. 3.281") (01)*	58201	51201	87201	88201	89201
 Two 5/8" ID Phones (Box Mntg. 3.281") (02)*	58202	51202	87202	88202	89202
 One 5/8" ID Phone with Metal Bushing (Box Mntg. 3.281") (61)*	58591	51591	87591	88591	89591
 One Phone .5" with .375" ID Grommet and Mounting Strap (Device Mntg. 2.375")*	58181	51181	87181	88181	89181
 One Phone 1.405" with 1" ID Plastic Bushing (Box Mntg. 3.281") (71)*	58581	51581	87581	88581	89581













General Construction Finishes



For color photos of finishes see inside front cover.

STANDARD SHAPE

See page A84 for ordering Custom Plates not found in this listing.

	CHROME PLATED	WHITE SEMI-GLOSS	STAIN-LESS TYPE 302 (.035") Spec. Grade Satin Finish (302SS)	STAIN-LESS TYPE 430 (.030") Satin Finish (SS)	BROWN WRINKLE	IVORY WRINKLE
 1 Toggle Switch (1T)	Polished Steel (CA) 83071	Painted Steel (WA) 86071	893071	897071	898071	899071
 2 Toggle Switches (2T)	83072	86072	93072	97072	98072	99072
 3 Toggle Switches (3T)	83073	86073	93073	97073	98073	99073
 4 Toggle Switches (4T)	83074	86074	93074	97074	98074	99074
 5 Toggle Switches (5T)	83075	86075	93075	97075	98075	99075
 6 Toggle Switches (6T)	83076	86076	93076	97076	98076	99076
 7 Toggle Switches (7T)	83077	86077	93077	97077	98077	99077
 8 Toggle Switches (8T)	83078	86078	93078	97078	98078	99078
 9 Toggle Switches (9T)	83079	86079	93079	97079	98079	99079
 10 Toggle Switches (10T)	83080	86080	93080	97080	98080	99080
 1 Duplex Receptacle (10DR)	83101	86101	93101	97101	98101	99101
 2 Duplex Receptacles (20DR)	83102	86102	93102	97102	98102	99102