





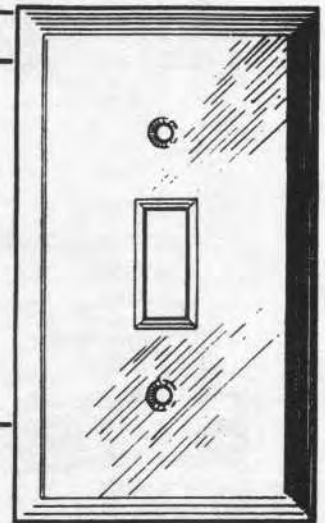


# Commercial • Special Use

	GRAY SEMI- GLOSS	RED SEMI- GLOSS	BLACK MATTE	ALUMINUM PAINT	UNFINISHED STEEL
 Interchangeable 3 Holes (71C)	58031X	51031X	87031X	88031X	89031X
 Interchangeable 3 Holes Per Gang (72C)	58032X	51032X	87032X	88032X	89032X
 Interchangeable 1 Hole Vertical (71G)	58041X	51041X	87041X	88041X	89041X
 Interchangeable 1 Hole Horizontal, 2 Holes (71A-71B)	58052X	51052X	87052X	88052X	89052X
 Toggle Switch, Duplex Recept. (1T-10DR)	58532	51532	87532	88532	89532
 Toggle Switch, Interchangeable 2 Holes (1T-71B)	58062X	51062X	87062X	88062X	89062X
 Toggle Switch, Interchangeable 3 Holes (1T-71C)	58132X	51132X	87132X	88132X	89132X
 Toggle Switch, Single Recept. (1.405" ID Hole (1T-10R)	58512	51512	87512	88512	89512
 Toggle Switch, 5/8" ID Phone (Box Mntg. 3.281") (1T-01)	58472	51472	87472	88472	89472
 Toggle Switch, Blank (Box Mntg. 3.281") (1T-1B)	58522	51522	87522	88522	89522
 Toggle Switch, Block Duplex/GFI Recept. (1T-SRM)	58432	51432	87432	88432	89432
 Duplex Recept., Blank (Box Mntg. 3.281") (10DR-1B)	58542	51542	87542	88542	89542
 Duplex Recept., 5/8" ID Phone (Box Mntg. 3.281") (10DR-01)	58582	51582	87582	88582	89582
 Duplex Recept., Single Recept. (1.405" ID Hole) (10DR-10R)	58572	51572	87572	88572	89572
 Duplex Recept., Block Duplex/GFI Recept. (10DR-SRM)	58672	51672	87672	88672	89672
 Duplex Recept., Interchangeable 2 Holes (10DR-71B)	58142X	51142X	87142X	88142X	89142X
 Duplex Recept., Interchangeable 3 Holes (10DR-71C)	58172X	51172X	87172X	88172X	89172X
 Duplex Recept. 20A TL Recept. (1.620" ID Hole) (10DR-3R)	58390	51390	87390	88390	89390

COLD ROLLED

# Commercial Special Use















For color photos of finishes see inside front cover.


## STANDARD SHAPE

listed 883C except where noted by asterisk(\*)

See page A84 for ordering Custom Plates not found in this listing.

	GRAY SEMI-GLOSS Painted Steel	RED SEMI-GLOSS Painted Steel (RA)	BLACK MATTE Painted Steel (BL)	ALUMINUM PAINT Painted Steel (CDA)	UNFINISHED STEEL Zinc Coat (AUNF)
 1 Toggle Switch (1T)	58071	51071	87071	88071	89071
 2 Toggle Switches (2T)	58072	51072	87072	88072	89072
 3 Toggle Switches (3T)	58073	51073	87073	88073	89073
 4 Toggle Switches (4T)	58074	51074	87074	88074	89074
 5 Toggle Switches (5T)	58075	51075	87075	88075	89075
 6 Toggle Switches (6T)	58076	51076	87076	88076	89076
 7 Toggle Switches (7T)	58077	51077	87077	88077	89077
 8 Toggle Switches (8T)	58078	51078	87078	88078	89078
 9 Toggle Switches (9T)	58079	51079	87079	88079	89079
 10 Toggle Switches (10T)	58080	51080	87080	88080	89080
 1 Duplex Receptacle (10DR)	58101	51101	87101	88101	89101
 2 Duplex Receptacles (20DR)	58102	51102	87102	88102	89102













# General Construction Finishes



For color photos of finishes see inside front cover.

## STANDARD SHAPE

See page A84 for ordering Custom Plates not found in this listing.

	CHROME PLATED	WHITE SEMI-GLOSS	STAIN-LESS TYPE 302 (.035") Spec. Grade Satin Finish (302SS)	STAIN-LESS TYPE 430 (.030") Satin Finish (SS)	BROWN WRINKLE	IVORY WRINKLE
 1 Toggle Switch (1T)	Polished Steel (CA) 83071	Painted Steel (WA) 86071	893071	897071	898071	899071
 2 Toggle Switches (2T)	83072	86072	93072	97072	98072	99072
 3 Toggle Switches (3T)	83073	86073	93073	97073	98073	99073
 4 Toggle Switches (4T)	83074	86074	93074	97074	98074	99074
 5 Toggle Switches (5T)	83075	86075	93075	97075	98075	99075
 6 Toggle Switches (6T)	83076	86076	93076	97076	98076	99076
 7 Toggle Switches (7T)	83077	86077	93077	97077	98077	99077
 8 Toggle Switches (8T)	83078	86078	93078	97078	98078	99078
 9 Toggle Switches (9T)	83079	86079	93079	97079	98079	99079
 10 Toggle Switches (10T)	83080	86080	93080	97080	98080	99080
 1 Duplex Receptacle (10DR)	83101	86101	93101	97101	98101	99101
 2 Duplex Receptacles (20DR)	83102	86102	93102	97102	98102	99102