





































Commercial • Special Use

		GRAY SEMI- GLOSS	RED SEMI- GLOSS	BLACK MATTE	ALUMINUM PAINT	UNFINISHED STEEL
	3 Duplex Receptacles (30DR)	58103	51103	87103	88103	89103
	4 Duplex Receptacles (40DR)	58104	51104	87104	88104	89104
	5 Duplex Receptacles (50DR)	58105	51105	87105	88105	89105
	6 Duplex Receptacles (60DR)	58106	51106	87106	88106	89106
	1 Single Recept. (1.405") (10R)	58091	51091	87091	88091	89091
	2 Single Recept. (1.405") (20R)	58092	51092	87092	88092	89092
	3 Single Recept. (1.405") (30R)	58093	51093	87093	88093	89093
	1 Blank with Mounting Strap (Device Mntg. 2.375") (1BDE)	58121	51121	87121	88121	89121
	2 Blanks with Mounting Straps (Device Mntg. 2.375") (2BDE)	58122	51122	87122	88122	89122
	3 Blanks with Mounting Straps (Device Mntg. 2.375") (3BDE)	58123	51123	87123	88123	89123
	1 Blank (Box Mntg. 3.281") (1B)	58151	51151	87151	88151	89151
	2 Blanks (Box Mntg. 3.281") (2B)	58152	51152	87152	88152	89152
	3 Blanks (Box Mntg. 3.281") (3B)	58153	51153	87153	88153	89153
	4 Blanks (Box Mntg. 3.281") (4B)	58154	51154	87154	88154	89154
	5 Blanks (Box Mntg. 3.281") (5B)	58155	51155	87155	88155	89155
	6 Blanks (Box Mntg. 3.281") (6B)	58156	51156	87156	88156	89156
	7 Blanks (Box Mntg. 3.281") (7B)	58157	51157	87157	88157	89157
	8 Blanks (Box Mntg. 3.281") (8B)	58158	51158	87158	88158	89158

Jumbo/Oversize

	NOTE: X following Catalog Number denotes that straps are not supplied.	SPRAYED BRASS MATTE	BROWN SEMI-GLOSS	CHROME PLATED	IVORY SEMI-GLOSS	WHITE WRINKLE	WHITE SEMI-GLOSS
	30/50A 3 Wire Range/Dryer Recept. 2.125" ID Hole (3D-SL)	81847	82847	83847	84847	85847	86847
	30/50A 3 Wire Range/Dryer Recept. 2.125" ID Hole 2 Gang Plate (23D-SL)	81937	82937	83937	84937	85937	86937
	Block Duplex/GFI Recept. (SRM-SL)	81834	82834	83834	84834	85834	86834
	2 Block Duplex/GFI Recepts. (2SRM-SL)	81835	82835	83835	84835	85835	86835
	Interchangeable 1 Hole Horizontal (71A-SL)	81911X	82911X	83911X	84911X	85911X	86911X
	Interchangeable 2 Holes (71B-SL)	81921X	82921X	83921X	84921X	85921X	86921X
	Interchangeable 3 Holes (71C-SL)	81931X	82931X	83931X	84931X	85931X	86931X
	Toggle Switch, Duplex Recept. (1T-10DR-SL)	81832	82832	83832	84832	85832	86832
	Toggle Switch, Block Duplex/GFI Recept. (1T-SRM-SL)	81865	82865	83865	84865	85865	86865
	Duplex Recept., Single Recept. (1.405" ID Hole) (10DR-10R-SL)	81842	82842	83842	84842	85842	86842
	Toggle Switch, Centered 2 Gang Plate (1T-2G-SL)	81971	82971	83971	84971	85971	86971
	Duplex Recept., Centered 2 Gang Plate (10DR-2G-SL)	81901	82901	83901	84901	85901	86901
	Single Recept., Centered 2 Gang Plate (1.405" ID Hole) (10R-2G-SL)	81991	82991	83991	84991	85991	86991
	2 Toggle Switches, Duplex Receptacle (2T-10DR-SL)	81843	82843	83843	84843	85843	86843
	2 Toggle Switches, Block Duplex/GFI Recept. (2T-SRM-SL)	81883	82883	83883	84883	85883	86883
	Toggle Switch, 2 Duplex Recepts. (1T-20DR-SL)	81863	82863	83863	84863	85863	86863
	3 Toggle Switches, Duplex Recept. (3T-10DR-SL)	81844	82844	83844	84844	85844	86844













General Construction Finishes



For color photos of finishes see inside front cover.

STANDARD SHAPE

See page A84 for ordering Custom Plates not found in this listing.

	CHROME PLATED	WHITE SEMI-GLOSS	STAIN-LESS TYPE 302 (.035") Spec. Grade Satin Finish (302SS)	STAIN-LESS TYPE 430 (.030") Satin Finish (SS)	BROWN WRINKLE	IVORY WRINKLE
 1 Toggle Switch (1T)	Polished Steel (CA) 83071	Painted Steel (WA) 86071	893071	897071	898071	899071
 2 Toggle Switches (2T)	83072	86072	93072	97072	98072	99072
 3 Toggle Switches (3T)	83073	86073	93073	97073	98073	99073
 4 Toggle Switches (4T)	83074	86074	93074	97074	98074	99074
 5 Toggle Switches (5T)	83075	86075	93075	97075	98075	99075
 6 Toggle Switches (6T)	83076	86076	93076	97076	98076	99076
 7 Toggle Switches (7T)	83077	86077	93077	97077	98077	99077
 8 Toggle Switches (8T)	83078	86078	93078	97078	98078	99078
 9 Toggle Switches (9T)	83079	86079	93079	97079	98079	99079
 10 Toggle Switches (10T)	83080	86080	93080	97080	98080	99080
 1 Duplex Receptacle (10DR)	83101	86101	93101	97101	98101	99101
 2 Duplex Receptacles (20DR)	83102	86102	93102	97102	98102	99102