




















General Construction Finishes

	CHROME PLATED	WHITE SEMI- GLOSS	STAIN- LESS TYPE 302	STAIN- LESS TYPE 430	BROWN WRINKLE	IVORY WRINKLE
 Interchangeable 3 Holes (71C)	83031X	86031X	93031X	97031X	98031X	99031X
 Interchangeable 3 Holes Per Gang (72C)	83032X	86032X	93032X	97032X	98032X	99032X
 Interchangeable 1 Hole Vertical (71G)	83041X	86041X	93041X	97041X	98041X	99041X
 Interchangeable 1 Hole Horizontal, 2 Holes (71A-71B)	83052X	86052X	93052X	97052X	98052X	99052X
 Toggle Switch, Duplex Recept. (1T-10DR)	83532	86532	93532	97532	98532	99532
 Toggle Switch, Interchangeable 2 Holes (1T-71B)	83062X	86062X	93062X	97062X	98062X	99062X
 Toggle Switch, Interchangeable 3 Holes (1T-71C)	83132X	86132X	93132X	97132X	98132X	99132X
 Toggle Switch, Single Recept. (1.405" ID Hole) (1T-10R)	83512	86512	93512	97512	98512	99512
 Toggle Switch, 1/2" ID Phone (Box Mntg. 3.281") (1T-01)	83472	86472	93472	97472	98472	99472
 Toggle Switch, Blank (Box Mntg. 3.281") (1T-1B)	83522	86522	93522	97522	98522	99522
 Toggle Switch, Block Duplex/GFI Recept. (1T-SRM)	83432	86432	93432	97432	98432	99432
 Duplex Recept., Blank (Box Mntg. 3.281") (10DR-1B)	83542	86542	93542	97542	98542	99542
 Duplex Recept., 1/2" ID Phone (Box Mntg. 3.281") (10DR-01)	83582	86582	93582	97582	98582	99582
 Duplex Recept., Single Recept. (1.405" ID Hole) (10DR-10R)	83572	86572	93572	97572	98572	99572
 Duplex Recept., Block Duplex/GFI Recept. (10DR-SRM)	83672	86672	93672	97672	98672	99672
 Duplex Recept., Interchangeable 2 Holes (10DR-71B)	83142X	86142X	93142X	97142X	98142X	99142X
 Duplex Recept., Interchangeable 3 Holes (10DR-71C)	83172X	86172X	93172X	97172X	98172X	99172X
 Duplex Recept., 20A TL Recept. (1.620" ID Hole) (10DR-3R)	83390	86390	93390	97390	98390	99390













General Construction Finishes



For color photos of finishes see inside front cover.

STANDARD SHAPE

See page A84 for ordering Custom Plates not found in this listing.

	CHROME PLATED	WHITE SEMI-GLOSS	STAIN-LESS TYPE 302 (.035") Spec. Grade Satin Finish (302SS)	STAIN-LESS TYPE 430 (.030") Satin Finish (SS)	BROWN WRINKLE	IVORY WRINKLE
 1 Toggle Switch (1T)	Polished Steel (CA) 83071	Painted Steel (WA) 86071	893071	897071	898071	899071
 2 Toggle Switches (2T)	83072	86072	93072	97072	98072	99072
 3 Toggle Switches (3T)	83073	86073	93073	97073	98073	99073
 4 Toggle Switches (4T)	83074	86074	93074	97074	98074	99074
 5 Toggle Switches (5T)	83075	86075	93075	97075	98075	99075
 6 Toggle Switches (6T)	83076	86076	93076	97076	98076	99076
 7 Toggle Switches (7T)	83077	86077	93077	97077	98077	99077
 8 Toggle Switches (8T)	83078	86078	93078	97078	98078	99078
 9 Toggle Switches (9T)	83079	86079	93079	97079	98079	99079
 10 Toggle Switches (10T)	83080	86080	93080	97080	98080	99080
 1 Duplex Receptacle (10DR)	83101	86101	93101	97101	98101	99101
 2 Duplex Receptacles (20DR)	83102	86102	93102	97102	98102	99102