

**OPTIONAL FACTORY INSTALLED
CONTROLS & ACCESSORIES**

(Factory Installed Only - Not to be Field Installed)

3 & 5 KW Heaters with 208, 208/240 or 277 Volt Supply <ul style="list-style-type: none"> • Control Transformer (120 or 24 Volt Sec.) • Power Contactor (120 or 24 Volt Holding Coil)
Optional 120 Volt control <ul style="list-style-type: none"> • 3 & 5 KW with 480 Volt supply and 7.5 KW thru 50 KW.
Two Stage Element Control (See Note 5 Page 2)
Manual Reset
Bird Screen (Outlet Mesh)

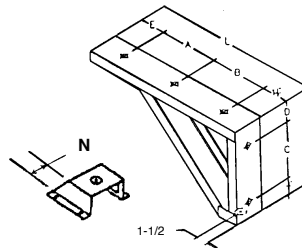
OPTIONAL FIELD INSTALLED ELECTRICAL CONTROLS

CAT. NO.	ACCESSORY	ELECTRICAL RATING	USE WITH
HUHAAMT-1 **	Single Pole Internal Thermostat - Temp. Range: 40F - 85F	25A @ 120, 240VAC Res. 22A @ 277VAC Res. 125VA Pilot Duty	All HUHAA Series Heaters (except 5KW, 208 volt, 3 ph and 208/240 volt 3 ph which use HUHAAMT-2)
HUHAAMT-2 **	Two-Stage Internal Thermostat - Temp. Range: 40F - 85F	25A @ 120, 240VAC Res. 22A @ 277VAC Res. 125VA Pilot Duty	5 KW, 208 volt 3 ph & 208/240 volt 3 ph, 208 volt: 15, 20, 30 & 50 KW, 208/240 volt: 25, 30, 40 & 50 KW, 480 volt: 40 & 50 KW heaters.
HUHAAFS *	Internal Summer Fan Switch	6A, 600VAC Res 2 Hp - 250, 480, 600VAC	All HUHAA Series Heaters
HUHAARFS-1	Remote Summer Fan Switch (Line Voltage)	2 HP, 250-480VAC	All HUHAA Series Heaters
HUHAARFS-2 *	Remote Summer Fan Switch with Relay (24V Coil-Single Pole Normally Open)	6 AFL, 35 ALR, 250VAC, 60Hz 3 AFL, 18 ALR, 480VAC, 60Hz	All HUHAA Series Heaters (except 3 & 5 KW & 208, 208/240 & 277 volt units, unless optional control transformer is supplied)
HUHAAHRT *	Heat Recovery Thermostat with Relay (24V Coil-Single Pole Normally Open) Hi - 120F, Low - 60F	6 AFL, 35 ALR, 250VAC, 60Hz 3 AFL, 18 ALR, 480VAC, 60Hz	All HUHAA Series Heaters (except 3 & 5 KW & 208, 208/240 & 277 volt units, unless optional control transformer is supplied)
HUHAADS-25	Power Disconnect Switch (3 Pole)	25A @ 600VAC, Res	All 3 and 5 KW Heaters and 7.5, 10, 15 & 20 KW 480 volt heaters.
HUHAADS-60	Power Disconnect Switch (3 Pole)	63A @ 600VAC, Res.	208 volt: 7.5, 10, 15 (3 ph only) & 20 KW, 208/240 volt: 7.5, 10, 15, 20 & 25 KW, 277 volt: 7.5 & 10 KW, 480 volt: 25, 30, 40 & 50 KW heaters.

NOTE: * Summer Fan Switch HUHAAFS cannot be used with Remote Fan Switch/Relay HUHAARFS-2 or with Heat Recovery Thermostat/Relay HUHAAHRT. **HUHAAHRT cannot be used with HUHAAMT-1 or HUHAAMT-2

OPTIONAL FIELD INSTALLED MECHANICAL CONTROLS

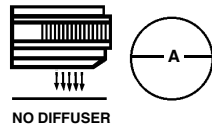
UNIVERSAL WALL & CEILING MOUNTING BRACKET CATALOG NO.	CEILING MOUNTING BRACKET CATALOG NO.	USED ON HEATER KW
HUHAAB-10	HCMB-10	3.5, 7.5, & 10
HUHAAB-20	HCMB-20	15 & 20
HUHAAB-30	HCMB-30	25 & 30
HUHAAB-50	HCMB-50	40 & 50



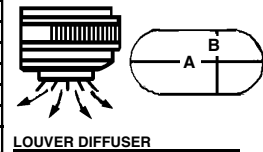
DIM	3-20KW	25-50KW
A	7-1/4"	9-7/16"
B	9-1/2"	14-3/8"
C	7-1/4"	12-1/8"
D	1-15/16"	2-1/16"
E	2-1/4"	3"
L	20-1/2"	28-5/16"
N	3-1/4"	4-1/2"

DIFFUSER	HEATER KW	MAX MNT. HT.	A DIM
NONE	3 & 5	9	18
NONE	7.5 & 10	14	26
NONE	15	20	35
NONE	20	23	40
NONE	25	23	63
NONE	30	20	55
NONE	40	28	70
NONE	50	25	63

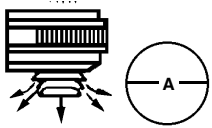
DIFFUSER PATTERN AND AREA



DIFFUSER CAT. NO.	USED ON HEATER KW	MAX. MNT. HT.	A DIM	B DIM
HUHAALD-S	3 & 5	9	25	12
HUHAALD-M	7.5 & 10	14	39	19
HUHAALD-M	15	18	50	25
HUHAALD-M	20	20	56	28
HUHAALD-L	25	23	68	32
HUHAALD-L	30	20	72	36
HUHAALD-L	40	24	88	44
HUHAALD-L	50	22	80	40



DIFFUSER CAT. NO.	USED ON HEATER KW	MAX. MNT. HT.	A DIM.
HUHAAAD-S	3 & 5	8	18
HUHAAAD-M	7.5 & 10	12	26
HUHAAAD-M	15	15	35
HUHAAAD-M	20	17	40
HUHAAAD-L	25	19	60
HUHAAAD-L	30	17	55
HUHAAAD-L	40	22	77
HUHAAAD-L	50	20	70



DIFFUSER CAT. NO.	USED ON HEATER KW	MAX. MNT. HT.	A DIM.
HUHAARD-S	3 & 6	9	20
HUHAARD-M	7.5 & 10	14	31
HUHAARD-M	15	18	40
HUHAARD-M	20	20	45
HUHAARD-L	25	23	69
HUHAARD-L	30	20	60
HUHAARD-L	40	24	75
HUHAARD-L	50	22	68

