

## FEATURES & SPECIFICATIONS

### PRODUCT OVERVIEW

Ideal for commercial or residential landscape, sign or façade applications.

### CONSTRUCTION

Rugged, die-cast aluminum housing. Landscape post is constructed of heavy wall extruded aluminum.

Adjustable mounting knuckle with 1/2" NPS threaded stem. Mounting post provides a stable platform for ease of installation.

### LISTING

Listed and labeled to UL standards for wet locations.

Listed and labeled to CSA standards.

### WARRANTY

Fixtures are covered by Lithonia Lighting 24-month warranty against mechanical defects in manufacture.

Note: Specifications subject to change without notice.

Catalog Number
Notes
Type

Contractor Select

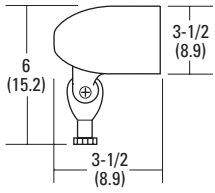
# Landscape Lighting



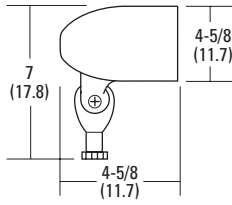
### ORDERING INFORMATION

Catalog Number	UPC	Description	Max Wattage	Lamp Source	Voltage	Finish	Lamp Included	Approx. Weight (lbs)	Pallet Qty	Standard Carton Qty
FB50IW M12	745973817957	Par20 bullet flood	50	Incandescent	120	White	N	1	576	12
FB75I M12	745973817964	Par30 bullet flood	75	Incandescent	120	Black	N	1	432	12
FB75IW M12	745973818039	Par30 bullet flood	75	Incandescent	120	White	N	1	432	12
FB150I M12	745973818046	Par38 bullet flood	150	Incandescent	120	Black	N	2	192	12
FB150IG M12	745973818053	Par38 bullet flood	150	Incandescent	120	Green	N	2	192	12
FB150IW M12	745973818077	Par38 bullet flood	150	Incandescent	120	White	N	2	192	12
LT60I M12	745974380016	Tiered pagoda	60	Incandescent	120	Black	N	1	144	12
LT60IG M12	745974380641	Tiered pagoda	60	Incandescent	120	Green	N	1	144	12
LT60IW M12	745974380672	Tiered pagoda	60	Incandescent	120	White	N	1	144	12
LFP M6	745973818107	Landscape post	--	--	--	Green	--	2	288	6
LFPW M6	745973818114	Landscape post	--	--	--	White	--	2	288	6

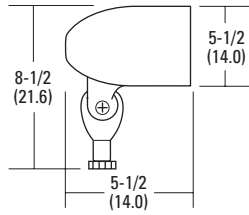
# Landscape Lighting



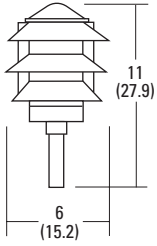
FB50



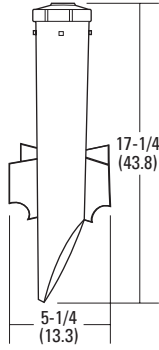
FB75



FB150



LT60



LFP

All dimensions are inches (centimeters).