

FEATURES & SPECIFICATIONS

INTENDED USE — Ideal for applications requiring attractive, quick installation exit signs and low energy consumption.

CONSTRUCTION — Engineering-grade thermoplastic housing is impact-resistant, scratch-resistant and corrosion-proof. UL94V-0 flame rating. UV-stable resin resists discoloration from natural and man-made light sources.

Rugged unibody housing snaps together with no additional mechanical fasteners. Faceplate and back cover are interchangeable on housing. Positive snap-fit tabs hold faceplate securely, yet are easily removed for lamp compartment access.

Universal directional chevron inserts are easily removed and reinserted. Uniform illumination without shadows or hot spots. Reinforced, impact-resistant color panels. Letters 6" high with 3/4" stroke, with 100 ft. viewing distance rating, based upon UL924 standards.

U.S. Patent No. 5,526,251; 5,611,163; 5,954,423; 5,988,825; 6,152,581; 6,502,044; D383,501 and D495,751. Other patents pending.

OPTICS — LEDs mounted on printed circuit boards. The typical life of the exit LED lamp is 10 years. Low energy consumption — less than one watt.

INSTALLATION — Universal (top, end or back) mounting. Easily removed mounting knockouts. J-box pattern on back panel. Housing snaps to canopy with four positive-locking tabs. Cam-locking pin tightly secures housing to canopy.

LISTINGS — UL damp location listed 50°-104°F (10°-40°C) standard. NOM Certified (see Options). Meets UL924, NFPA 101 (current Life Safety Code), NEC and OSHA illumination standards. NEMA Premium certified.

WARRANTY — Five-year limited warranty, including the LED lamps.

All life safety equipment, including emergency lighting for path of egress must be maintained, serviced, and tested in accordance with all National Fire Protection Association (NFPA) and local codes. Failure to perform the required maintenance, service, or testing could jeopardize the safety of occupants and will void all warranties.

Note: Specifications subject to change without notice.

Actual performance may differ as a result of end-user environment and application.

Catalog Number
Notes
Type



Thermoplastic Exits

LQM

LED LAMPS



Specifications


Length: 11-3/4 (29.8)

Depth: 2 (5.1)

Height: 7-5/8 (19.3)

Weight: 2.6 lbs (1.2 kgs)

All dimensions are inches (centimeters) unless otherwise specified.



ORDERING INFORMATION

For shortest lead times, configure product using **standard options (shown in bold)**.

Example: LQM S W 3 R 120/277

LQM	Family	Face type	Housing color	Number of faces	Letter color	Input voltage	Options
	LQM	S Stencil P Panel ¹	(blank) Black W White	3 Single face with extra faceplate and color	R Red G Green	120/277 Dual voltage	(blank) None X2 Primary and secondary AC inputs provided NOM NOM certified for Mexico ²

Accessories: Order as separate item.³

ELA WG1	Back-mount wireguard
ELA WGEXT	Top-mount wireguard
ELA WGEXE	End-mount wireguard

Notes

- 1 Only available in custom signage. See spec sheet, [Custom-Signage](#).
- 2 Available with Stencil or Panel faces in white housing and red letters only.
- 3 See spec sheet [ELA-WG](#).

SPECIFICATIONS

ELECTRICAL				
Primary Circuit				
Type	Typical LED life ¹	Supply voltage	Input watts	Max. amps
Red LED	10 years	120	.62	.05
		277	.69	.06
Green LED	10 years	120	.62	.05
		277	.74	.06

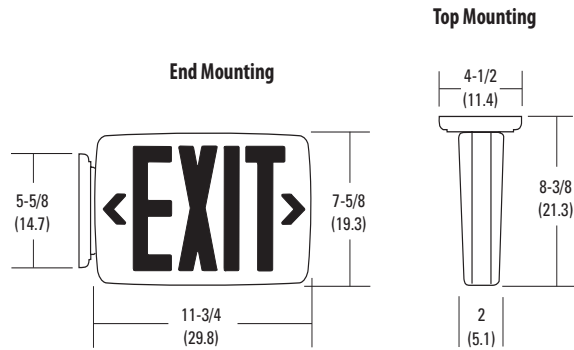
Notes

1 Based on continuous operation. The typical life of the exit LED lamp is 10 years.

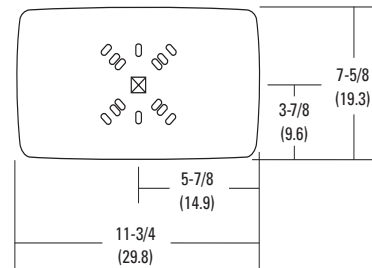
MOUNTING

All dimensions are inches (centimeters) unless otherwise specified.


Shipping weight: 2.6 lbs. (1.2 kgs.)



Back Mounting



KEY FEATURES



The typical life of the exit LED lamp is 10 years.