


FIXTURE INTEGRATED SENSOR POWER PACK

| FS-PP



Description

The FS-PP Fixture Power Pack provides 24 VDC operating voltage to the FS Low Voltage Sensor series via the RJ45 connector built onto each sensor. The incorporated Form-C Relay, Normally Open (N/O)/Normally Closed (N/C), can control line or low voltage loads.

Operation

The FS-PP houses a step-down transformer that powers the FS sensors, and a relay for switching the load. Connection to the FS-PP is made by simply plugging in the RJ45 connector that is provided at the end of the FS whip. The FS-PP is rated for 120, 277 or 347 input voltages. The output power to the sensors is 24VDC, 70mA, which is capable of powering several sensors (up to seven FS PIR sensors or one FS Ultrasonic sensor).

The FS-PP uses zero crossing technology on the N/O side of the relay to increase relay life.

Features

- For use with all Low Voltage Fixture Sensors
- ON/OFF and stepped dimming control options (with 0-10VDC dimming ballasts)
- Controls: one Ultrasonic or up to seven PIR Fixture Sensors
- Instant on in the unlikely event of a power failure
- RJ45 receptacle for easy plug and play with all low voltage FS Sensors
- Zero Crossing Circuitry for increased sensor life
- Terminal connections for easy installation
- Small, thin footprint fits in most lighting fixtures
- The product meets the materials restrictions of RoHS

Instant On Feature

The FS-PP and the FS low voltage sensor incorporate special electrical circuitry which ensures that the load connected to it will come back on after a power failure, and will stay on for two minutes, unless motion is detected.

Applications

The FS-PP is intended for use inside lighting fixtures in conjunction with an FS Low Voltage Sensor. Its compact size provides easy installation into most fixture channels or ballast cavities. The FS-PP form C relay N/C or N/O provides the switching options that are needed to control simple ballast loads, or switching bi-level or dimming ballast levels.

The RJ45 connector allows easy installation of the FS Low Voltage Sensors, permitting pre-wiring of the FS-PP and installation of the sensor later.

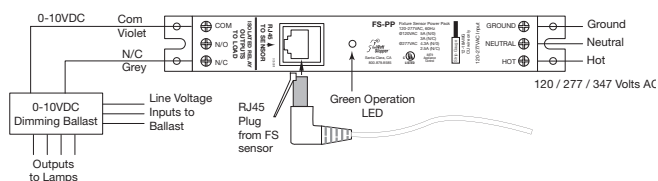
PROJECT	LOCATION/ TYPE

Specifications

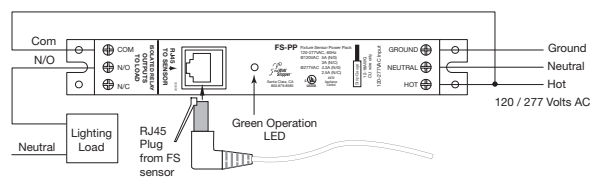
- 120/277/347 VAC, 60Hz
- Form C with Zero Crossing on N/O Relay
- Output: 70mA @ 24VDC
- Load Reg @ 120: 600W N/O, 360W N/C ballast, 1/6 hp
- Load Reg @ 277: 1200W N/O, 700W N/C ballast
- Connections:
 - Low Voltage: RJ45 to FS Sensors
 - Line & Load: 12-18 AWG Screw Terminal
- 32°-131°F (0°-55°C)
- Dimensions: 7.5" x .87" x 1" (190.5mm x 22.1mm x 25.4mm)
- UL and cUL listed
- Five year warranty

Wiring & Cable Connectors

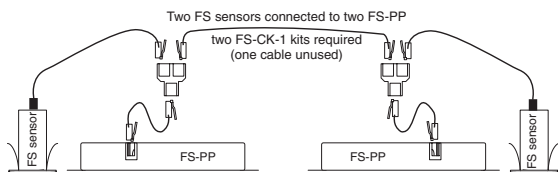
FS Power Pack - Dimming



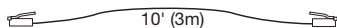
FS Power Pack - Standard On/Off



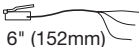
FS Low Voltage w/ FS-CK-1 Cable Kit



Cable Connectors



FS-C1: One 10' cable with a shielded RJ45 male connector at each end.



FS-C2: One 6" cable with 3 flying leads at one end and a shielded RJ45 male connector at the other.



FS-C3: One 3' cable with a shielded 90° RJ45 male connector at one end and a shielded straight male RJ45 connector at the other end, for space-limited applications.



FS-C4: Shielded RJ45 splitter with female to dual female receptacles.



FS-C5: Shielded RJ45 male to male coupler.

Ordering Information

Catalog #	Description
<input type="checkbox"/> FS-PPv2	Fixture Power Pack 120/277/347 VAC; 60Hz
<input type="checkbox"/> FS-CK2	6" cable with 3 flying leads at one end and a shielded RJ45 male connector at the other, plus a shielded male to male coupler
<input type="checkbox"/> FS-C1	10' cable with shielded RJ45 male connectors at each end
<input type="checkbox"/> FS-C2	6" cable with 3 flying leads at one end and a shielded RJ45 male connector on the other
<input type="checkbox"/> FS-C3	3' cable with shielded 90° male RJ45 on one end and a shielded straight male RJ45 at the other
<input type="checkbox"/> FS-C4	Shielded RJ45 splitter with female to dual female receptacles
<input type="checkbox"/> FS-C5	Shielded RJ45 male to male coupler