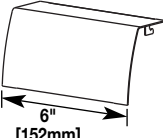
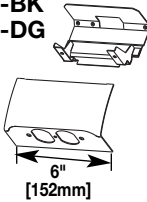
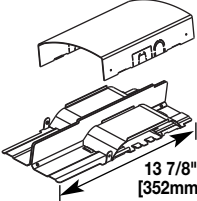
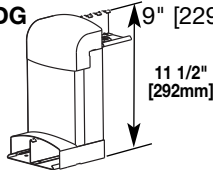
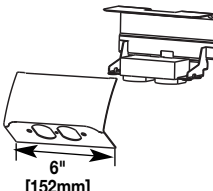


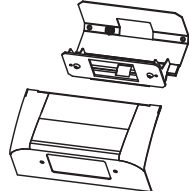





DS4000 Series Raceway Ordering Information (continued)

Catalog No./Item	Description/Specifications	Catalog No./Item	Description/Specifications
DS4006B-DV DS4006B-BK DS4006B-DG	Half Seam Clip/Blank Faceplate – For covering seams where two sections of DS4000C Cover come together. Can also be used as a blank faceplate.	DS4075-DV DS4075-BK DS4075-DG	Downward Extron® MAAP Device Plate – Accepts two Extron® Electronics MAAP single space modules.
			
DSDWND-DV DSDWND-BK DSDWND-DG	Downward Duplex Device Plate – For 15A and 20A duplex receptacles or 106 style data frames.	DS4075A-DV DS4075A-BK DS4075A-DG	Small Obstacle/Transition Fitting – For passing over previously installed conduits or raceways up to 2400 Series Raceway, or for transitioning to 500 Series™, 700 Series™ or 2400D Series™ Raceway.
DSDWNDQ-DV DSDWNDQ-BK DSDWNDQ-DG	Downward Duplex Device Plate w/One Duplex Installed – Includes one Pass & Seymour 20A duplex receptacle with 6" [152mm] wire leads installed on bracket.		Offset Fitting – For use on wall offsets or column depths up to 9" [229mm].
DSDWNR-DV DSDWNR-BK DSDWNR-DG	Downward Decorator Device Plate – For 15A and 20A duplex receptacles, GFCI and Surge devices, or 106 style data frames.	DS4089-DV DS4089-BK DS4089-DG	Adapter to 4000 Series Raceway – For transitioning in-line from DS4000 Series Raceway to 4000 Series Raceway.
			
DSDWNX	Crossover Kit – Includes enclosures for power or data crossover.	DSTRK	Tamper-Resistant Kit – Includes 25 screws and bit to secure fitting covers to DS4000B Raceway Base.
		640DS	DS4000C Cutter – Portable cover cutter provides clean square cuts for DS4000C Raceway Cover.
DSDWNS-DV DSDWNS-BK DSDWNS-DG	Downward Ortronics® Series II Device Plate – Accepts one Ortronics® Series II module.	650RT	Fitting Cover Removal Tool – Allows for easy removal of all installed DS4000C Raceway Covers without damaging finish.
			
		DVWE-S DGWE-S BKWE-S	Spray Paint – Used to touch up large areas. NOTE: Can only be shipped via ground transportation.
			
		DVWE-P DGWE-P BKWE-P	Touch-Up Paint Pen – Used to touch up small areas.
			

NOTE: “-DV” suffix indicates Designer Ivory color, “-DG” suffix indicates Designer Gray color and “-BK” suffix indicates Matte Black color.