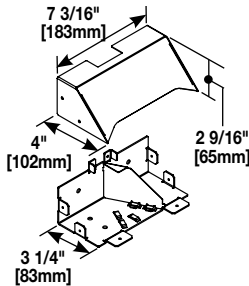
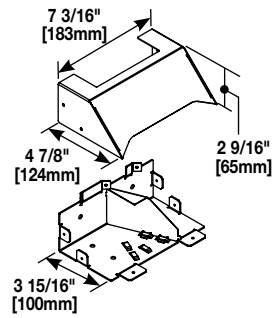
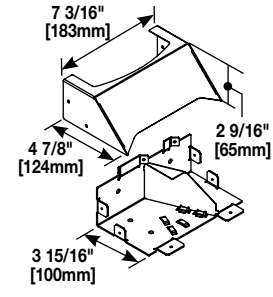
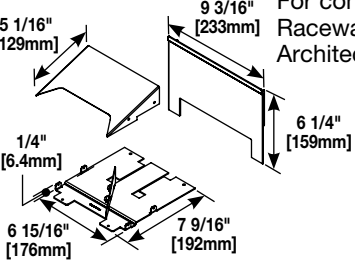
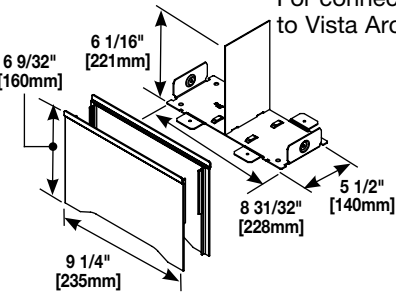
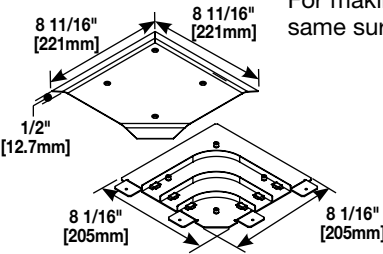
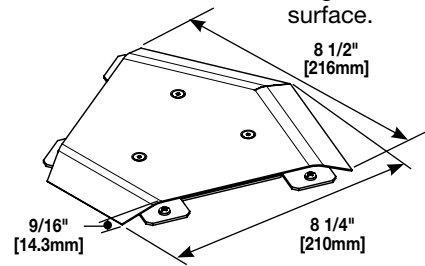
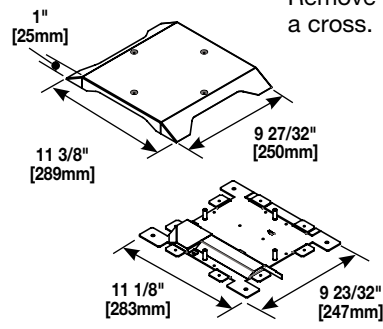
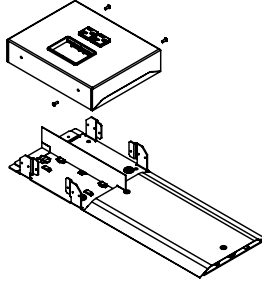


## OFR Series Overfloor Raceway System Ordering Information

Catalog No./Item	Description/Specifications
<p><b>OFR89-2400</b></p> 	<p><b>OFR 2400 Raceway Transition</b> – For connecting vertical runs of 2400 &amp; 2400D Series Raceway with OFR Series Raceway. Includes removable divider that can be positioned to feed any raceway channel.</p>
<p><b>OFR89-4000</b></p> 	<p><b>OFR 4000 Raceway Transition</b> – For connecting vertical runs of 4000 Series Raceway with OFR Series Raceway. Includes removable divider that can be positioned to feed any raceway channel.</p>
<p><b>OFR89-DS4000</b></p> 	<p><b>OFR DS4000 Raceway Transition</b> – For connecting vertical runs of DS4000 Series Raceway with OFR Series Raceway. Includes removable divider that can be positioned to feed any raceway channel.</p>
<p><b>OFR89-VIS</b></p> 	<p><b>OFR Vista Point5 Transition</b> – For connecting OFR Series Raceway to Vista Point5 Architectural Columns.</p>
<p><b>OFR89-VFL</b></p> 	<p><b>OFR Large Vista Transition</b> – For connecting OFR Series Raceway to Vista Architectural Columns.</p>
<p><b>OFR11</b></p> 	<p><b>OFR Flat Elbow</b> – For making right angle turns on the same surface.</p>
<p><b>OFR12</b></p> 	<p><b>OFR 45° Flat Elbow</b> – For making diagonal 45° turns on the same surface.</p>
<p><b>OFR15</b></p> 	<p><b>OFR Tee/Cross</b> – For branching OFR Series Raceway at right angles. Remove twistout on cover to make a cross.</p>
<p><b>OFR48-2MRTC</b></p> 	<p><b>OFR Transition Box</b> – Allows cords and cables to make a smooth concealed transition to the underside of the table when used with the InteGreat™ Transition Channel (MRTC).</p>