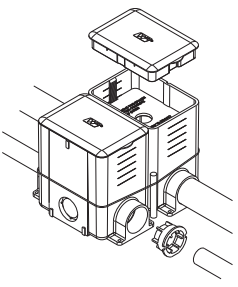
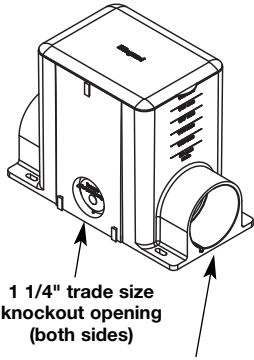
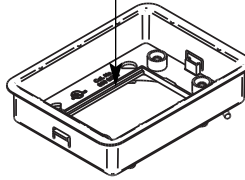


## Modulink 880MP Series Floor Box Ordering Information

Catalog No./Item	Description/Specifications
<p><b>880MP</b></p>  <p><b>NOTE:</b> Insert spacer should not be removed until after concrete pour.</p> <p><b>NOTE:</b> Box can be connected together to create a two- or three-gang option.</p>	<p><b>Nonmetallic Rectangular Floor Box</b> – Box comes complete with reusable mudcap, insert spacer, conduit plugs and reducers. Reducers provided for reduction to 1", 3/4", and 1/2" [25mm, 19.1mm, and 12.7mm] conduit. Minimum concrete depth is 3 1/2" [89mm] and maximum concrete depth is 6" [152mm]. Minimum capacity is 50 cu. in. [819ml] and maximum capacity is 100 cu. in. [1639ml]. Box dimensions are 4 1/8" W x 5 1/2" L x 6" [105mm x 140mm x 152mm].</p> <p><b>Country of Origin: USA</b></p>
<p><b>880MP2</b></p>  <p><b>NOTE:</b> Insert spacer should not be removed until after concrete pour.</p> <p><b>NOTE:</b> Box can be connected together to create a two- or three-gang option.</p>	<p><b>Nonmetallic Rectangular Floor Box</b> – Box comes complete with reusable mudcap, insert spacer, conduit plugs and reducers. Reducers provided for reduction to 1 1/2", 1 1/4", 1", 3/4", and 1/2" [38mm, 32mm, 25mm, 19.1mm, and 12.7mm] conduit. Minimum concrete depth is 4" [102mm] and maximum concrete depth is 6" [152mm]. Minimum capacity is 50 cu. in. [819ml] and maximum capacity is 100 cu. in. [1639ml]. Box dimensions are 4 1/8" W x 8 1/4" L x 6 3/16" [105mm x 210mm x 157mm].</p> <p><b>Country of Origin: USA</b></p>
	<p><b>880MPA</b></p> <p>Activate Inserts Snap Here</p>  <p><b>NOTE:</b> One 880MPA is needed for each 880MP2 used. For example, a three-gang box will require three 880MPA Adjusting Rings (sold separately).</p> <p><b>Country of Origin: USA</b></p>

All cover assemblies for the Modulink 880MP Series Floor Box have TopGuard protection.

