

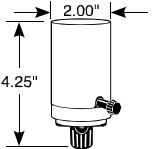
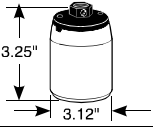
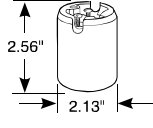
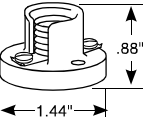
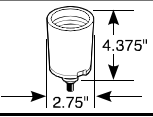
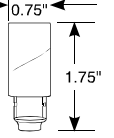
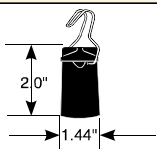
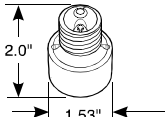




# Electrical Accessories Incandescent Lampholders & Household Devices

| Medium Base Lampholders   |                |            |  |       |    |     |       |
|---|----------------|------------|--|-------|----|-----|-------|
|    | Catalog Number | Rating     | Description  | Color | UL | CSA | cULus |
|   | 4017CC10       | 660W 250V  | Medium base, single-to-twin.   |       | •  | •   |       |
|    | 4063CC10       | 250W 250V  | Medium base, turn knob, 3 way.   |       | •  | •   |       |
| Mogul Base Lampholders  |                |            |  |       |    |     |       |
|    | 8601           | 750W 250V  | Mogul base, porcelain, removable turn knob, 2 circuits, hickey tapped 1/4" IPS x 7/8" high.                    | White | •  |     |       |
|    | 8678           | 1500W 600V | Mogul base, porcelain, keyless, single circuit, 1/4" IPS 13/16" hexagon x 9/16" high with screw set.           | White | •  | •   |       |
|    | 8694           | 1500W 600V | Mogul base, porcelain, screw terminals, keyless, single pole with bushings, 4KV pulse rated.                   | White | •  |     |       |
| Pony Cleat Type Lampholders   |                |            |  |       |    |     |       |
|  | 10020          | 75W 125V   | Pony cleat type, plastic, miniature base.  | White |    |     |       |
|   | 10028          | 75W 125V   | Pony cleat type, plastic, candelabra base.   | White |    |     |       |
| Candelabra Base Lampholders   |                |            |  |       |    |     |       |
|  | 4155           | 660W 250V  | Candle socket, bottom turn knob, one piece, phenolic body.   | Black | •  |     |       |
|  | 10027          | 75W 125V   | Candelabra base, keyless, screw terminals, solid hickey, overall height 1-1/2", paperboard sleeve.             |       | •  |     |       |
| Temporary Lighting Devices  |                |            |  |       |    |     |       |
|  | 267            | 75W 125V   | Keyless, candelabra base, detachable wire hook, two piece pin type, for temporary use.                         | Brown | •  |     |       |
|   | 43308          | 660W 250V  | Medium base, phenolic, pin type hook supplied, for temporary use.  | Black | •  |     |       |
| Socket Extensions/Clusters  |                |            |  |       |    |     |       |
|  | 2005           | 660W 250V  | Socket extensions, medium-to-medium, one piece porcelain, 1.25" extension.                                     | White | •  | •   |       |
|   | 2006           | 660W 250V  | Socket extensions, medium-to-medium, one piece phenolic, 1.1875" extension.                                    | White | •  | •   |       |
|  | 341DU4         | 660W 250V  | Medium base, multi-lampholder cluster, 3 lights 1/8" IPS male (top & bottom), 2 wire leads (18 AWG) 6.5" long. | Black |    |     |       |
|  | 4015D4F        | 660W 250V  | Medium base, multi-lampholder cluster, 2 lights 1/8" IPS male (top & bottom).                                  | Black |    |     |       |