





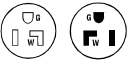

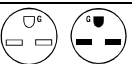
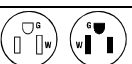
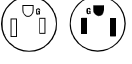
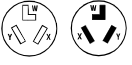

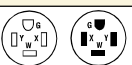
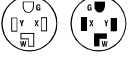
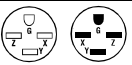
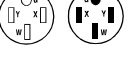
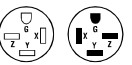
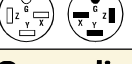
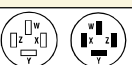
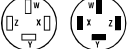


**Straight Blade Receptacles**  
**Power Outlet Receptacles & Plugs**  
20, 30, 50, & 60A

Rating A. V.	Receptacle/Plug Configuration & NEMA No.							
		Flush Receptacle	Wall Plate *For 2 screw mounting **For 4 screw mounting	Surface Receptacle	Plug	Angle Plug	Connector	
		Catalog Nos.						
<b>2 Pole, 3 Wire Grounding</b>								
30 125	5-30 	<b>3802</b> § AL/CU	1-Gang: <b>TP724*</b> 2-Gang: <b>SS702*</b> 2-Gang: <b>TP703**</b>		<b>D0531</b> .57"-1.26"		<b>D0533</b> .57"-1.26"	
30 125 For recreational vehicles.	NEMA TT30 	<b>3830</b> AL/CU	1-Gang: <b>TP724*</b> 2-Gang: <b>SS702*</b> 2-Gang: <b>TP703**</b>					
30 250	6-30 	<b>3801</b> AL/CU	1-Gang: <b>TP724*</b> 2-Gang: <b>SS702*</b> 2-Gang: <b>TP703**</b>		<b>D0631</b> .57"-1.26"	<b>3869</b>	<b>D0633</b> .57"-1.26"	
50 125	5-50 				<b>D0551</b> .57"-1.26"		<b>D0553</b> .57"-1.26"	
50 250	6-50 	<b>3804</b> § AL/CU	1-Gang: <b>TP724*</b> 2-Gang: <b>SS702*</b> 2-Gang: <b>TP703**</b>	<b>3852</b> # AL/CU	<b>D0651</b> .57"-1.26"	<b>3869</b>	<b>D0653</b> .57"-1.26"	
<b>3 Pole, 3 Wire Non-Grounding</b>								
30 125/250 Dryer	10-30 	<b>3860</b> AL/CU	1-Gang: <b>TP724*</b> 2-Gang: <b>SS702*</b> 2-Gang: <b>TP703**</b>	<b>388</b> AL/CU	<b>1031</b>	<b>3861</b>		
50 125/250 Range	10-50 	<b>3890</b> § AL/CU	1-Gang: <b>TP724*</b> 2-Gang: <b>SS702*</b> 2-Gang: <b>TP703**</b>	<b>385</b> AL/CU	<b>1051</b> .57"-1.26"	<b>3861</b>	<b>1053</b> .32"-.91"	
<b>3 Pole, 4 Wire Grounding</b>								
20 125/250	14-20 	<b>3820</b>	1-Gang: <b>SS7*</b>					
30 125/250 Dryer	14-30 	<b>3864</b> AL/CU <b>3864NA</b> †	2-Gang: <b>SS702*</b> 2-Gang: <b>TP703**</b>	<b>3884</b> #/ <b>388440</b> † AL/CU <b>3884NA</b> †	<b>1431</b> .57"-1.26"	<b>5746AN</b> <b>3867</b>		
30 3ø, 250	15-30 	<b>5740</b> AL/CU	2-Gang: <b>SS702*</b> 2-Gang: <b>TP703**</b>			<b>5741AN</b>		
50 125/250 Range	14-50 	<b>3894</b> § AL/CU <b>3894NA</b> †	2-Gang: <b>SS702*</b> 2-Gang: <b>TP703**</b>	<b>3854</b> #/ <b>385440</b> † AL/CU <b>3854NA</b> †	<b>1451</b> .57"-1.26"	<b>5745AN</b> <b>3867</b>		
50 3ø, 250	15-50 	<b>5750</b> AL/CU	2-Gang: <b>SS702*</b> 2-Gang: <b>TP703**</b>			<b>5751AN</b>		
60 3ø, 250	15-60 	<b>5760</b> AL/CU	2-Gang: <b>SS702*</b> 2-Gang: <b>TP703**</b>			<b>5761AN</b>		
<b>4 Pole, 4 Wire Non-Grounding</b>								
20 3øY, 120/208	18-20 	<b>3822</b>	1-Gang: <b>SS7*</b>		<b>7251DF</b> .35"-1.05"			
60 3øY, 120/208	18-60 	<b>3870</b> § AL/CU	2-Gang: <b>SS701**</b>		<b>D1861</b> .57"-1.26"	<b>8302AN</b>		

\*In bulk pack of 40 with plastic snap-in wire clamp. §Up to #3 AWG aluminum conductors. #Up to #4 AWG aluminum conductors.  
For further information consult Wall Plate Section Q (for Stainless Steel versions of TP724 and TP703, refer to Pages Q-13 and Q-14).  
†NAFTA-Compliant Receptacles are ideal for use on projects subject to the provisions of the Buy American Act.


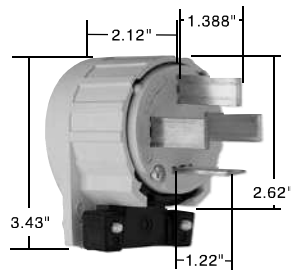



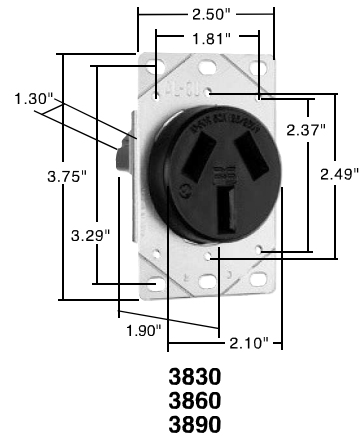
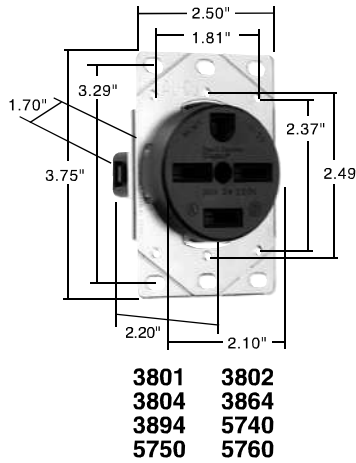
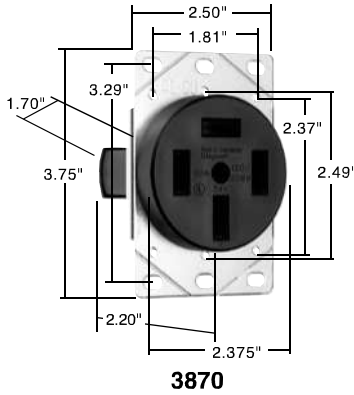
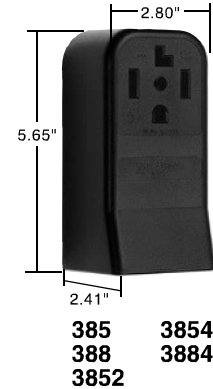
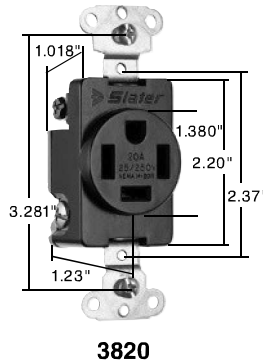
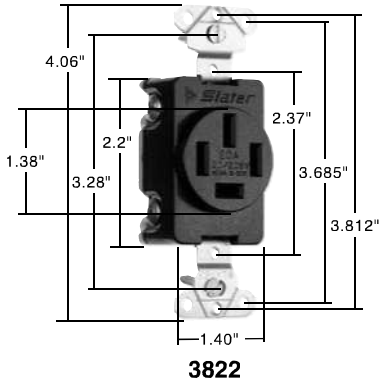
All devices listed on this page conform to NEMA WD-1 and WD-6.

# Straight Blade Receptacles Power Outlet Receptacles & Plugs

20, 30, 50, & 60A



Straight Blade Receptacles



All devices listed on this page conform to NEMA WD-1 and WD-6.

Power Outlet Receptacles & Plugs

## Straight Blade Receptacles Power Outlet Receptacles & Plugs

20, 30, 50 & 60A



Flush Receptacle



Surface Receptacle



Angle Plug



Plug



Wall Plate

### Application




Power devices are for use in industrial, institutional, commercial, and certain residential applications to provide higher amperage power to equipment such as air conditioners, copiers, small welders, ranges, and dryers.

### Features

- Flush receptacle bodies are molded of arc-resistant plastic.
- All devices are of dead front design.
- Receptacles have double-wipe contacts of high performance copper-based alloy.
- Recommended stainless steel wall plates are listed with each flush receptacle.
- UL Listed for use with aluminum wiring.

Receptacle Amp. Rating	AWG Size	Material
<b>Conductor Size &amp; Material for Power Outlet Receptacles</b>		
20A	#14 – #10	Copper/Copper-clad
30A	#10 – #6	Copper/Copper-clad/Aluminum
50A	#10 – #6	Copper/Copper-clad/Aluminum
60A	#8 – #4	Copper/Copper-clad/Aluminum

Ampere Rating	With Non-Metallic Sheathed Cable	With Conduit
<b>Recommended Box Sizes for Flush Receptacles</b>		
30A	4" sq. x 2-1/8" deep	4-11/16" sq. x 2-1/8" deep
50A	4-11/16" sq. x 2-1/8" deep	2-g deep box (4" sq. x 2-1/2" deep)
60A	4-11/16" sq. x 2-1/8" deep with 1/2" raised ring	2-g deep box (4" sq. x 2-1/2" deep)

Description	Color	Nylon	Metal	Wall Plates Recommended for the Following Flush Receptacles
		TradeMaster®	Material	
<b>Accessories – Flush Receptacle Wall Plates</b>				
 <ul style="list-style-type: none"> <li>• 2.156" hole for 2.125" dia. device</li> <li>• 2 mtg. holes</li> </ul>	Ivory White Brown Gray Black Light Almond	TP724I TP724W TP724 TP724GRY TP724BK	Chrome S384C	2 Pole, 3 Wire Grounded 3801 3804 3802 3830
		TP724LA		
 <ul style="list-style-type: none"> <li>• 2-5/32" hole for 2-1/8" dia. device</li> <li>• 2 mtg. holes</li> </ul>			302S/S SS702	3 Pole, 3 Wire Ungrounded 3860 3860
 <ul style="list-style-type: none"> <li>• 2.1563" hole for 2.125" dia. device</li> <li>• 4 mtg. holes</li> </ul>	Ivory White Brown Gray Black Light Almond	TP703I TP703W TP703 TP703GRY TP703BK	Chrome S3862C 302S/S SS703	3 Pole, 4 Wire Ungrounded 3864 5740 3894 5750 5760
		TP703LA		

**New Installations require 4 wire range and dryer outlets.** Ref: 2002 NEC 250-134, 250-138  
**Existing Installations permitted to use 3 wire range and dryer outlets.** Ref: 2002 NEC 250-140