



designed to be better.

Weather-Resistant GFCI Receptacle, Gray

2095TRWRGRY

GFCI Receptacle Tamper-Resistant/Weather-Resistant, 10kA SCCR, 20A 120V, Gray

Where to buy

Like



•



•



•



product gallery

Representative images shown.

AVAILABLE OPTIONS

Weather-Resistant GFCI Receptacle, White

Weather-Resistant/Tamper-Resistant GFCI Receptacle, Brown

Weather-Resistant GFCI Receptacle, Black

Weather-Resistant GFCI Receptacle, Ivory






Weather-Resistant GFCI Receptacle, Light Almond

- SPECIFICATIONS
- RESOURCES

features & benefits

- Designed for extra durability and a long service life when installed in harsh environments: outdoor, garages, workshops, wash down areas, commercial kitchens, and labs.
- Weather-Resistant: Meets 2008 National Electrical Code® Weather-Resistant requirements.
- Listed to the Weather-Resistant supplement of UL498, meeting demanding UL requirements including: Ultraviolet light exposure test Cold impact test Accelerated aging test Stringent material requirements for current-carrying parts, wire binding screws and mounting straps to ensure superior corrosion resistance.
- Dust- and insect-resistant.
- Rubber curtains let plug blades in; keep dust, water and insects out.
- Integral gasket seals receptacle, protecting critical electronic components.
- Exceeds UL corrosion requirements – survives 4X the required corrosion test cycles.
- SafeLock™ Protection: if critical components are damaged and ground fault protection is lost, power to receptacle is disconnected.
- Prevents line-load reversal miswire: no power to the face or downstream receptacles if wired incorrectly.
- Exceeds UL943 voltage surge requirements; survives 100x the required UL 3kA/6kV voltage surge test cycles.
- Trip indicator light (red LED).
- Side or internal screw-pressure-plate back wire with #10 – #14 AWG solid or stranded copper wire.
- Two back wire holes per terminal.
- Ground screw has a back wire clamp for easy installation.
- Mounting screws are shipped captive in the device and wall plate for easier installation.
- High-impact-resistant thermoplastic construction.
- Extra-long nickel post-plated steel mounting strap.
- Dual-direction test and reset buttons.
- Class A rated GFCI.
- Supplied with matching TP26 nylon wall plate.
- Tri-drive screws.

Top 5 Resources

-  [Tamper-Resistant Receptacles \(Brochure\)](#)
-  [GFCI Receptacles \(Brochure\)](#)
-  [GFCI Receptacle \(Installation Instructions\)](#)
-  [Instalación y prueba de un tomacorriente GFCI \(Installation Instructions\)](#)
-  [Installation et test d'une prise DDFT \(Installation Instructions\)](#)

specifications

General Info

- Color: Gray
- Type: GFCI Receptacle
- Special Features: Weather-Resistant
- Style: Decorator

Listing Agencies/Third Party Information

- CSA Listing Info: C22.2 No.42 & 144
- CSA Standard: Yes
- cULus: Yes
- Federal Spec: Yes
- Fed Spec Number: WC596
- UL Listing No: UL943, UL498
- UL Standard: Yes
- U N SPS C: 39121614

Dimensions

- Depth (U S): 1.13"
- Height U S: 4.2"
- Width U S: 1.72"

Technical Information




- Amps: 20 Amp
- Volts: 125
- Volts A C: 125
- Grade Type: Specification

Buy American Act Compliance




- Country of Origin: CHINA
- Buy American Act Status: No
-

resources

BROCHURE

-  Tamper-Resistant ReceptaclesPDF (791.69kb)
-  GFCI ReceptaclesPDF (1.19mb)
-  GFCI Test & ProtectPDF (494.1kb)

INSTALLATION INSTRUCTIONS

-  GFCI ReceptaclePDF (109.09kb)
-  Instalación y prueba de un tomacorriente GFCIPDF (639.9kb)
-  Installation et test d'une prise DDFTPDF (208.23kb)