




# SEAL LITE

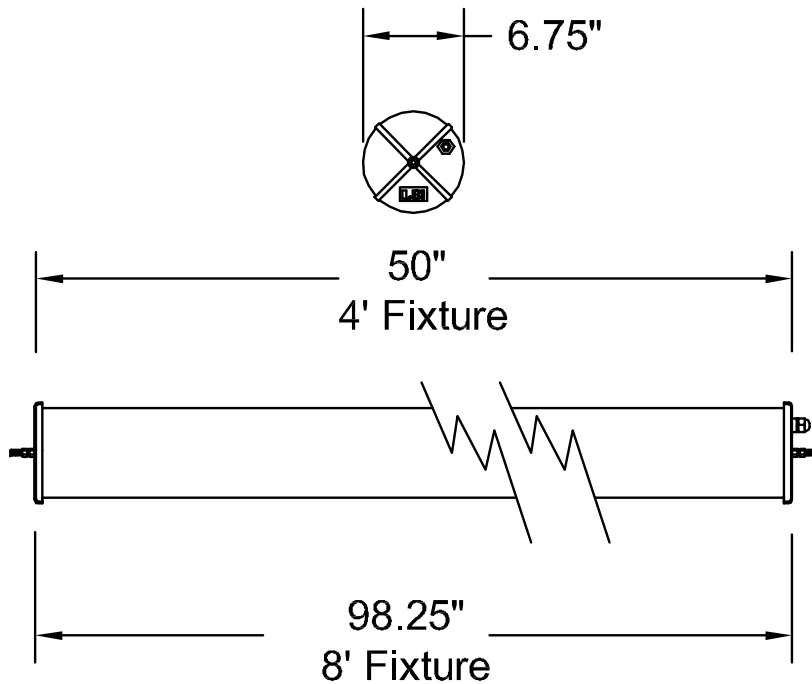
## Series



### Description

LEI's **SEAL LITE Series** is the premier light fixture for the food processing industry. The time tested and proven sealed tubular design is ETL listed for Wet Location and pressure tested to 1500 PSI. The SEAL LITE SERIES complies with USDA sanitation and ANSI/NSF2 splash zone requirements making it the ideal choice for all types of meat or prepared food processing plants. Other applications include carwashes, bottling and canning plants, pharmaceutical plants and any industrial application requiring exposure to heavy hose-down and caustic cleaning chemicals.

### Dimensions



Date	Catalog #
Type	Project
Prepared by	Comments

### Features and Specifications

#### ENCLOSURE

High impact resistant, DR blended clear acrylic tube with smooth water shed design allows for quick and easy cleaning of food particles or contaminates. A water-resistant seal is formed by compressing the tube between two fully gasketed polycarbonate or optional stainless steel end caps. Stainless steel hardware insures a positive seal.

#### INTERIOR HOUSING

Corrosive and rust resistant, heavy duty extruded aluminum channel finished with highly reflective, FDA approved baked on white enamel. Channel is enclosed and covered by painted sheet aluminum and aluminum end plates.

#### ELECTRICAL

Ballasts are energy saving, electronic class P type. Most fixtures supplied with universal voltage (120V – 277V) with an option for (480V). All fixtures are supplied with six-foot, #16 AWG 3 conductor STOW and water-tight strain relief cord connector. Optional 3 or 4 wire quick disconnect mini-male receptacle available.

#### MOUNTING

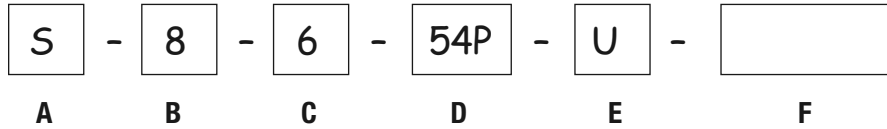
Chain mounting kit with hooks and brackets standard. Optional fixed or band mounts available. All mounting hardware is stainless steel.

#### CERTIFICATIONS

ETL tested and listed for Wet Locations and ANSI/NSF2 for Splash Zones. High pressure tested to 1500 PSI.

## Ordering Information

Example Catalog Number – S8-654P-U-XXX



Series	Nom. Length	Total Lamps	Wattage	Voltage	(Options)

### Catalog Logic:

#### A. Series

S = SEAL LITE

#### B. Nominal Length

2 = 2'  
4 = 4'  
8 = 8'

#### C. Total Lamps

2  
3  
4  
6

#### D. Wattage/Type

2' Nom. Length  
170 - T8  
24P - T5 HO  
4' Nom. Length  
28P - T5  
320 - T8  
40R - T12  
44H - T8 HO  
48H - T12 HO  
54P - T5 HO

8' Nom. Length  
320 - T8  
54P - T5 HO  
590 - T8  
75S - T12  
86H - T8 HO  
96H - T12 HO

#### E. Voltage

U = Universal Voltage: 120V – 277V  
48 = 480V  
PS = Program Start T8 Ballast  
HL = High Lumen T8 Ballast  
CT = Cold Temperature T8 Ballast

#### F. Options

R3 = 3 wire mini-receptacle – male  
R4 = 4 wire mini-receptacle – male  
S = Stainless steel end caps  
HL = High Lumen Ballast – T8 Only  
L41 = Non-Coated 841 lamp  
CL41 = Coated 841 lamp  
SF3-6 = 3 wire mini female connector – 6'  
SF4-6 = 4 wire mini female connector – 6'  
SFM = Stainless steel fixed mounting kit  
SBM = Stainless steel band mount

**Consult factory for all available options and configurations**

## Replacement Parts & Accessories

### Tubes

LCT-2 = Clear Acrylic Tube – 2'  
LCT-4 = Clear Acrylic Tube – 4'  
LCT-8 = Clear Acrylic Tube – 8'

### Plastic End Caps

XEC X-treme End Cap, White, Non-electrical  
XEC-E X-treme End Cap, White, Electrical

### Stainless Steel End Caps

HDS Stainless Steel End Cap, Non-electrical  
HDS-E Stainless Steel End Cap, Electrical

### Gaskets

S-OR O-Ring Gasket for End Caps  
HW-SSW Stainless Steel Bonded Washer

### Mounting Options

SCM-1 Stainless Steel Chain Mounting Kit  
SFM Stainless Steel Fixed Mounting Kit  
SBM Stainless Steel Band Mount

### Quick Disconnect

R3 Mini-receptacle, 3 wire, male  
R4 Mini-receptacle, 4 wire, male  
SF3-6 Mini-connector, 3 wire, female - 6'  
SF4-6 Mini-connector, 4 wire, female - 6'

## Mounting Options

