







### 87 01 400 KNIPEX Cobra® XL/XXL

Pipe Wrench and Water Pump Pliers



- Technical details
- Description
- Special
- Applications

<b>No.</b>	87 01 400	
<b>EAN</b>	4003773005636	
<b>Pliers</b>	grey atramentized	
<b>Head</b>	polished	
<b>Handles</b>	plastic coated	
<b>Adjustment positions</b>	27	
	3 1/2	Ø Inch
	90	Ø mm
	95	mm
	400	mm
	1214	g
	1214	g

- greater gripping capacity but much lower weight than comparable pipe wrenches
- fast push-button adjustment directly on the workpiece, no unintentional slipping of the joint
- fine adjustment for optimum adaptation to different sizes of workpieces and a comfortable handle width
- self-locking on pipes and nuts: no slipping on the workpiece and low handforce required
- gripping surfaces with special hardened teeth, teeth hardness approx. 61 HRC: low wear and stable gripping
- box-joint design: high stability because of double guide
- guard prevents operators' fingers being pinched
- Chrome vanadium electric steel, forged, oil-hardened

Both the KNIPEX Cobra® XL and XXL offer the performance and comfort of water pump pliers while being lighter in weight and having a greater gripping capacity than comparable pipe wrenches. The Cobra® XL can e.g. grip a 2" pipe fitting and weighs 50 % less than a 2" pipe wrench, which has a much lower gripping capacity. With its handy length of 400 mm, the Cobra® XL also fits into a plumber's tool kit. The Cobra® XXL comes along with the weight of a 2" pipe wrench but offers a back-up gripping capacity up to 4 1/2".



Fine adjustment by pushing a button: fast and comfortable.



Fast and firm adjustment directly on the workpiece



Self-locking on pipes and nuts. No slipping on the workpiece and less hand force required.



Optimized shape of jaws for gripping pipes and nuts



87 01 560: Jaw-capacity for pipes up to 4 1/2" at a weight and length of a 2" Pipe Wrench



Fine adjustment by pushing a button: fast and comfortable.



Self-locking on pipes and nuts. No slipping on the workpiece and less hand force required.

technical change and errors excepted