

LED Accent Light 12.4W

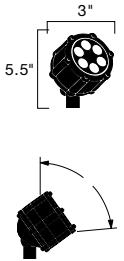


10 Degree, 35 Degree Spread
(SHOWN AZT), 60 Degree Spread

PROJECT:
TYPE:
ORDERING # :
COMMENTS:




FEATURES

- Housing Available in Die-Cast Aluminum w/ Textured Black or Textured Architectural Bronze Finish, or in Die-Cast Brass w/ a Bronzed Brass Finish
- Polycarbonate Mounting Stem & Locknut
- Clear Tempered Glass Capped Lens
- 9 LED Array Providing 12.4W / 16.7 VA Light Output
- 9-15V AC/DC Operating Range w/ Integrated, Constant Voltage Driver
- Available in Spot Light, Floodlight, & Wide Floodlight Beam Spread
- Custom T.I.R. (Total Internal Reflection) Acrylic Optics Developed Specifically For Kichler LED Fixtures
- Suitable For Use in Wet Location
- 10-Year / 40,000 Hour Warranty on LED Driver & All Other Electrical Components
- 5-Year Warranty on Aluminum LED Housings & Exterior Finishes



ORDERING INFORMATION

EXAMPLE: 15751AZT (Product # & Finish)

PRODUCT	WATTAGE/STYLE	LIGHT SOURCE	FINISH	OPTIONS / ACCESSORIES
10 Degree Spot Light 15751	12.4W / 16.7 VA	LED Specs - Integrated LEDs & Driver - 9V-15V AC/DC - 3000K Color Temperature - 40,000 Hours Lamp Life To L70 Specifications **	Cast Aluminum AZT - Textured Architectural Bronze	Mounting Options Flange For Surface Mounting 15601AZT - Textured Bronze Finish 15601BKT - Textured Black Finish 15601BBR - Bronzed Brass Finish Flange For Tree / Surface Mounting 15607AZT - Textured Bronze Finish 15607BKT - Textured Black Finish 15607BBR - Bronzed Brass Finish 90° Elbow 15647AZT - Textured Bronze Finish 15647BKT - Textured Black Finish 15647BBR - Bronzed Brass Finish
35 Degree Floodlight 15752	12.4W / 16.7 VA	Wiring - 35" of Usable #18-2 Wire - SPT-1-W Leads - Cable Connector Supplied	BKT - Textured Black	Junction Box Mounting Bracket 15609AZT - Textured Bronze Finish 15609BKT - Textured Black Finish
60 Degree Wide Floodlight 15753	12.4W / 16.7 VA	Included Mounting Accessories - 8" In-Ground Stake - Quick Disc Wire Connector	Cast Brass BBR - Bronzed Brass (not shown)	2.39" W 5.56" H 1.18" W 2.09" H 1.35" L
				Lens Options
				  
				15875AMB - Amber Lens For a Warmer Hue 15895FRO - Frosted Lens For Diffusing Light Where Needed 15885GRN - Green Lens For Intensifying Foliage Colors - Includes Replacement Gasket, Allen Wrench, & Extra Ring Screws - Please Note: Colored Lenses Will Slightly Reduce Light Output
				Snap-On Hood Options
				15701AZTP - 2.40" Short Snap-On Hood Bronze 15701BKTP - 2.40" Short Snap-On Hood Black 15703AZTP - 5.14" Long Snap-On Hood Bronze 15703BKTP - 5.14" Long Snap-On Hood Black - Please Note: For BBR Fixtures, Use AZT Finish

NOTES

**Definition of 40,000 hours: Voluntarily following the accepted industry standard of L70, Kichler rates the entire lighting fixture system at 40,000 hours; with engineered electronics that will last at least 40,000 hours, superior optical engineering, and finally utilizing a design that operates at the optimal temperature thresholds for the LED chips. The end result is a complete light fixture that does not require replacement parts and will provide 70% or more of its original light output for at least 40,000 hours. It has been proven that the human eye can hardly detect any difference in light output when light output is at 70% or above of its original output.

* 12.4W is The Halogen Equivalent of a 50W MR16 Lamp
- Fixtures Must be Used With a Kichler ANSI/UL Power Supply
IES Files & LM-79 Data is Available at www.landscapelighting.com

We reserve the right to revise the design or components of any product due to parts availability or change in UL standards, without assuming any obligation or liability to modify any products previously manufactured, and without notice.

