

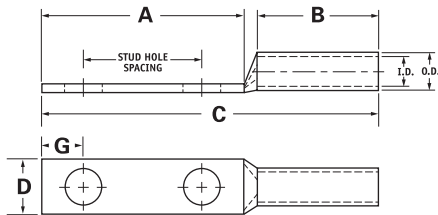
TYPE CLND

Features

- Manufactured from high strength seamless copper tubing
- Electro-Tin plated
- Chamfered entry
- Color coded
- UL 486A/B 90° Listed and CSA Certified for 600 volts
- May be used for high voltage applications up to 35KV
- UL Listed and CSA Certified with ILSCO and major competitor's compression tools
- UL467 Listed 1/0 AWG - 8 AWG

Benefits

- Offers maximum conductivity and excellent crimping characteristics
 - Provides low contact resistance
 - For easy conductor insertion
 - Identifies the proper compression die
 - Ensures reliability
 - Proper high voltage spacing and insulation techniques must be used
 - Reduces inventory requirements
- For grounding and bonding applications



Catalog Number	Wire Size	Alt Wire Size	Expanded* Wire Range	Bolt Size	Stud Hole Dia.	Stud Hole Spacing	Dimensions					Die Color Code	Die Index	O.D.	I.D.
							A	B	C	D	G				
CLND-8-10-58	#8 AWG	#8 FLEX	-	10	0.219	0.625	1.250	0.812	2.257	0.374	0.258	Red	I-21	0.272	0.179
CLND-8-10-34	#8 AWG	#8 FLEX	-	10	0.219	0.750	1.437	0.812	2.444	0.374	0.258	Red	I-21	0.272	0.179
CLND-8-14-58	#8 AWG	#8 FLEX	-	1/4	0.281	0.625	1.437	0.812	2.444	0.486	0.320	Red	I-21	0.272	0.179
CLND-8-14-34	#8 AWG	#8 FLEX	-	1/4	0.281	0.750	1.437	0.812	2.444	0.486	0.320	Red	I-21	0.272	0.179
CLND-8-14-1	#8 AWG	#8 FLEX	-	1/4	0.281	1.000	1.687	0.812	2.694	0.486	0.320	Red	I-21	0.272	0.179
CLND-8-38-1	#8 AWG	#8 FLEX	-	3/8	0.406	1.000	1.937	0.812	2.944	0.593	0.414	Red	I-21	0.272	0.179
CLND-6-10-12	#6 AWG	-	-	10	0.219	0.500	1.250	1.125	2.570	0.411	0.258	Blue	I-24	0.295	0.203
CLND-6-10-58	#6 AWG	-	-	10	0.219	0.625	1.250	1.125	2.570	0.411	0.258	Blue	I-24	0.295	0.203
CLND-6-10-1116	#6 AWG	-	-	10	0.219	0.687	1.250	1.125	2.570	0.411	0.258	Blue	I-24	0.295	0.203
CLND-6-10-34	#6 AWG	-	-	10	0.219	0.750	1.437	1.125	2.757	0.411	0.258	Blue	I-24	0.295	0.203
CLND-6-14-12	#6 AWG	-	-	1/4	0.281	0.500	1.250	1.125	2.570	0.411	0.320	Blue	I-24	0.295	0.203
CLND-6-14-58	#6 AWG	-	-	1/4	0.281	0.625	1.437	1.125	2.757	0.411	0.320	Blue	I-24	0.295	0.203
CLND-6-14-34	#6 AWG	-	-	1/4	0.281	0.750	1.437	1.125	2.757	0.411	0.320	Blue	I-24	0.295	0.203
CLND-6-14-1	#6 AWG	-	-	1/4	0.281	1.000	1.687	1.125	3.007	0.411	0.320	Blue	I-24	0.295	0.203
CLND-6-516-34	#6 AWG	-	-	5/16	0.343	0.750	1.687	1.125	3.007	0.532	0.352	Blue	I-24	0.295	0.203
CLND-6-516-1	#6 AWG	-	-	5/16	0.343	1.000	1.937	1.125	3.257	0.532	0.352	Blue	I-24	0.295	0.203
CLND-6-38-34	#6 AWG	-	-	3/8	0.406	0.750	1.687	1.125	3.007	0.593	0.414	Blue	I-24	0.295	0.203
CLND-6-38-78	#6 AWG	-	-	3/8	0.406	0.875	1.937	1.125	3.257	0.593	0.414	Blue	I-24	0.295	0.203
CLND-6-38-1	#6 AWG	-	-	3/8	0.406	1.000	1.937	1.125	3.257	0.593	0.414	Blue	I-24	0.295	0.203
CLND-6-12-134	#6 AWG	-	-	1/2	0.562	1.750	3.000	1.125	4.320	0.750	0.546	Blue	I-24	0.295	0.203
CLND-5-10-58	#5 AWG	#6 FLEX	-	10	0.219	0.625	1.250	1.125	2.589	0.440	0.258	Blue	I-24	0.320	0.225
CLND-5-10-34	#5 AWG	#6 FLEX	-	10	0.219	0.750	1.437	1.125	2.776	0.440	0.258	Blue	I-24	0.320	0.225
CLND-5-10-1	#5 AWG	#6 FLEX	-	10	0.219	1.000	1.687	1.125	3.026	0.440	0.258	Blue	I-24	0.320	0.225
CLND-5-14-58	#5 AWG	#6 FLEX	-	1/4	0.281	0.625	1.437	1.125	2.776	0.440	0.320	Blue	I-24	0.320	0.225
CLND-5-14-34	#5 AWG	#6 FLEX	-	1/4	0.281	0.750	1.437	1.125	2.776	0.440	0.320	Blue	I-24	0.320	0.225
CLND-5-516-1	#5 AWG	#6 FLEX	-	5/16	0.343	1.000	1.937	1.125	3.276	0.440	0.352	Blue	I-24	0.320	0.225
CLND-5-38-34	#5 AWG	#6 FLEX	-	3/8	0.406	0.750	1.687	1.125	3.026	0.440	0.414	Blue	I-24	0.320	0.225
CLND-5-38-1	#5 AWG	#6 FLEX	-	3/8	0.406	1.000	1.937	1.125	3.276	0.440	0.414	Blue	I-24	0.320	0.225
CLND-5-12-134	#5 AWG	#6 FLEX	-	1/2	0.562	1.750	3.000	1.125	4.339	0.440	0.546	Blue	I-24	0.320	0.225

All wire sizes, unless noted otherwise, are American Wire Gauge (AWG)

* When installed with specified dieless tools

+ See pages 217 to 225 for complete tooling information.

For Bent Tangs change the 4th letter to a B and add "-4" for 45 deg. or "-9" for 90 deg.

UL File E6207

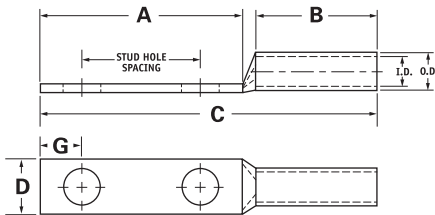
TYPE CLND

Features

- Manufactured from high strength seamless copper tubing
- Electro-Tin plated
- Chamfered entry
- Color coded
- UL 486A/B 90° Listed and CSA Certified for 600 volts
- May be used for high voltage applications up to 35KV
- UL Listed and CSA Certified with ILSCO and major competitor's compression tools
- UL467 Listed 1/0 AWG - 8 AWG

Benefits

- Offers maximum conductivity and excellent crimping characteristics
 - Provides low contact resistance
 - For easy conductor insertion
 - Identifies the proper compression die
 - Ensures reliability
 - Proper high voltage spacing and insulation techniques must be used
 - Reduces inventory requirements
- For grounding and bonding applications



Catalog Number	Wire Size	Alt Wire Size	Expanded* Wire Range	Bolt Size	Stud Hole Dia.	Stud Hole Spacing	Dimensions					Die Color Code	Die Index	O.D.	I.D.
							A	B	C	D	G				
CLND-4-10-58	#4 AWG	-	4-6 AWG	10	0.219	0.625	1.250	1.125	2.609	0.486	0.258	Gray	I-29	0.343	0.250
CLND-4-10-34	#4 AWG	-	4-6 AWG	10	0.219	0.750	1.437	1.125	2.796	0.486	0.258	Gray	I-29	0.343	0.250
CLND-4-10-1	#4 AWG	-	4-6 AWG	10	0.219	1.000	1.687	1.125	3.046	0.486	0.258	Gray	I-29	0.343	0.250
CLND-4-14-58	#4 AWG	-	4-6 AWG	1/4	0.281	0.625	1.437	1.125	2.796	0.486	0.320	Gray	I-29	0.343	0.250
CLND-4-14-34	#4 AWG	-	4-6 AWG	1/4	0.281	0.750	1.437	1.125	2.796	0.486	0.320	Gray	I-29	0.343	0.250
CLND-4-516-34	#4 AWG	-	4-6 AWG	5/16	0.343	0.750	1.687	1.125	3.046	0.486	0.352	Gray	I-29	0.343	0.250
CLND-4-516-1	#4 AWG	-	4-6 AWG	5/16	0.343	1.000	1.937	1.125	3.296	0.486	0.352	Gray	I-29	0.343	0.250
CLND-4-38-34	#4 AWG	-	4-6 AWG	3/8	0.406	0.750	1.687	1.125	3.046	0.593	0.414	Gray	I-29	0.343	0.250
CLND-4-38-1	#4 AWG	-	4-6 AWG	3/8	0.406	1.000	1.937	1.125	3.296	0.593	0.414	Gray	I-29	0.343	0.250
CLND-4-12-134	#4 AWG	-	4-6 AWG	1/2	0.562	1.750	3.000	1.125	4.359	0.750	0.546	Gray	I-29	0.343	0.250
CLND-3-14-58	#3 AWG	#4 FLEX	3-6 AWG	1/4	0.281	0.625	1.437	1.125	2.817	0.532	0.320	White	I-29	0.375	0.275
CLND-3-14-34	#3 AWG	#4 FLEX	3-6 AWG	1/4	0.281	0.750	1.437	1.125	2.817	0.532	0.320	White	I-29	0.375	0.275
CLND-3-516-58	#3 AWG	#4 FLEX	3-6 AWG	5/16	0.343	0.625	1.437	1.125	2.817	0.532	0.352	White	I-29	0.375	0.275
CLND-3-516-1	#3 AWG	#4 FLEX	3-6 AWG	5/16	0.343	1.000	1.937	1.125	3.317	0.532	0.352	White	I-29	0.375	0.275
CLND-3-38-34	#3 AWG	#4 FLEX	3-6 AWG	3/8	0.406	0.750	1.687	1.125	3.067	0.593	0.414	White	I-29	0.375	0.275
CLND-3-38-1	#3 AWG	#4 FLEX	3-6 AWG	3/8	0.406	1.000	1.937	1.125	3.317	0.593	0.414	White	I-29	0.375	0.275
CLND-3-12-134	#3 AWG	#4 FLEX	3-6 AWG	1/2	0.562	1.750	3.000	1.125	4.380	0.750	0.546	White	I-29	0.375	0.275

All wire sizes, unless noted otherwise, are American Wire Gauge (AWG)

* When installed with specified dieless tools

+ See pages 217 to 225 for complete tooling information.

For Bent Tangs change the 4th letter to a B and add "-4" for 45 deg. or "-9" for 90 deg.

UL File E6207

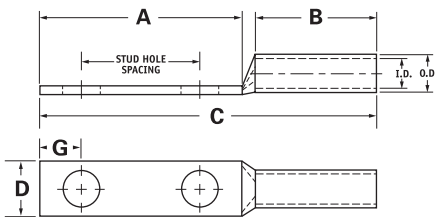
TYPE CLND

Features

- Manufactured from high strength seamless copper tubing
- Electro-Tin plated
- Chamfered entry
- Color coded
- UL 486A/B 90° Listed and CSA Certified for 600 volts
- May be used for high voltage applications up to 35KV
- UL Listed and CSA Certified with ILSCO and major competitor's compression tools
- UL467 Listed 1/0 AWG - 8 AWG

Benefits

- Offers maximum conductivity and excellent crimping characteristics
- Provides low contact resistance
- For easy conductor insertion
- Identifies the proper compression die
- Ensures reliability
- Proper high voltage spacing and insulation techniques must be used
- Reduces inventory requirements
- For grounding and bonding applications



Catalog Number	Wire Size	Alt Wire Size	Expanded* Wire Range	Bolt Size	Stud Hole Dia.	Stud Hole Spacing	Dimensions					Die Color Code	Die Index	O.D.	I.D.
							A	B	C	D	G				
CLND-2-10-34	#2 AWG	-	2-6 AWG	10	0.219	0.750	1.437	1.125	2.848	0.599	0.258	Brown	I-33	0.421	0.312
CLND-2-14-58	#2 AWG	-	2-6 AWG	1/4	0.281	0.625	1.437	1.125	2.848	0.599	0.320	Brown	I-33	0.421	0.312
CLND-2-14-34	#2 AWG	-	2-6 AWG	1/4	0.281	0.750	1.437	1.125	2.848	0.599	0.320	Brown	I-33	0.421	0.312
CLND-2-14-1	#2 AWG	-	2-6 AWG	1/4	0.281	1.000	1.687	1.125	3.098	0.599	0.320	Brown	I-33	0.421	0.312
CLND-2-516-34	#2 AWG	-	2-6 AWG	5/16	0.343	0.750	1.687	1.125	3.098	0.599	0.352	Brown	I-33	0.421	0.312
CLND-2-516-1	#2 AWG	-	2-6 AWG	5/16	0.343	1.000	1.937	1.125	3.348	0.599	0.352	Brown	I-33	0.421	0.312
CLND-2-38-34	#2 AWG	-	2-6 AWG	3/8	0.406	0.750	1.687	1.125	3.098	0.599	0.414	Brown	I-33	0.421	0.312
CLND-2-38-78	#2 AWG	-	2-6 AWG	3/8	0.406	0.875	1.937	1.125	3.348	0.599	0.414	Brown	I-33	0.421	0.312
CLND-2-38-1	#2 AWG	-	2-6 AWG	3/8	0.406	1.000	1.937	1.125	3.348	0.599	0.414	Brown	I-33	0.421	0.312
CLND-2-38-134	#2 AWG	-	2-6 AWG	3/8	0.406	1.750	2.625	1.125	4.036	0.599	0.414	Brown	I-33	0.421	0.312
CLND-2-12-134	#2 AWG	-	2-6 AWG	1/2	0.562	1.750	3.000	1.125	4.411	0.750	0.546	Brown	I-33	0.421	0.312
CLND-1-14-58	#1 AWG	#2 FLEX	1-6 AWG	1/4	0.281	0.625	1.437	1.375	3.142	0.673	0.320	Green	I-37	0.468	0.359
CLND-1-14-34	#1 AWG	#2 FLEX	1-6 AWG	1/4	0.281	0.750	1.437	1.375	3.142	0.673	0.320	Green	I-37	0.468	0.359
CLND-1-14-1	#1 AWG	#2 FLEX	1-6 AWG	1/4	0.281	1.000	1.687	1.375	3.392	0.673	0.320	Green	I-37	0.468	0.359
CLND-1-516-78	#1 AWG	#2 FLEX	1-6 AWG	5/16	0.343	0.875	1.687	1.375	3.392	0.673	0.352	Green	I-37	0.468	0.359
CLND-1-516-1	#1 AWG	#2 FLEX	1-6 AWG	5/16	0.343	1.000	1.937	1.375	3.642	0.673	0.352	Green	I-37	0.468	0.359
CLND-1-38-1	#1 AWG	#2 FLEX	1-6 AWG	3/8	0.406	1.000	1.937	1.375	3.642	0.673	0.414	Green	I-37	0.468	0.359
CLND-1-12-134	#1 AWG	#2 FLEX	1-6 AWG	1/2	0.562	1.750	3.000	1.375	4.705	0.750	0.546	Green	I-37	0.468	0.359
CLND-1/0-14-58	1/0 AWG	#1 FLEX	1/0-6 AWG	1/4	0.281	0.625	1.437	1.500	3.293	0.738	0.320	Pink	I-42	0.515	0.390
CLND-1/0-14-34	1/0 AWG	#1 FLEX	1/0-6 AWG	1/4	0.281	0.750	1.437	1.500	3.293	0.738	0.320	Pink	I-42	0.515	0.390
CLND-1/0-14-1	1/0 AWG	#1 FLEX	1/0-6 AWG	1/4	0.281	1.000	1.687	1.500	3.543	0.738	0.320	Pink	I-42	0.515	0.390
CLND-1/0-516-34	1/0 AWG	#1 FLEX	1/0-6 AWG	5/16	0.343	0.750	1.687	1.500	3.543	0.738	0.352	Pink	I-42	0.515	0.390
CLND-1/0-516-78	1/0 AWG	#1 FLEX	1/0-6 AWG	5/16	0.343	0.875	1.687	1.500	3.543	0.738	0.352	Pink	I-42	0.515	0.390
CLND-1/0-516-1	1/0 AWG	#1 FLEX	1/0-6 AWG	5/16	0.343	1.000	1.937	1.500	3.793	0.738	0.352	Pink	I-42	0.515	0.390
CLND-1/0-38-1	1/0 AWG	#1 FLEX	1/0-6 AWG	3/8	0.406	1.000	1.937	1.500	3.793	0.738	0.414	Pink	I-42	0.515	0.390
CLND-1/0-38-134	1/0 AWG	#1 FLEX	1/0-6 AWG	3/8	0.406	1.750	2.625	1.500	4.481	0.738	0.414	Pink	I-42	0.515	0.390
CLND-1/0-12-1	1/0 AWG	#1 FLEX	1/0-6 AWG	1/2	0.562	1.000	2.125	1.500	3.981	0.738	0.546	Pink	I-42	0.515	0.390
CLND-1/0-12-134	1/0 AWG	#1 FLEX	1/0-6 AWG	1/2	0.562	1.750	3.000	1.500	4.856	0.738	0.546	Pink	I-42	0.515	0.390

All wire sizes, unless noted otherwise, are American Wire Gauge (AWG)

* When installed with specified dieless tools + See pages 217 to 225 for complete tooling information.

For Bent Tangs change the 4th letter to a B and add "-4" for 45 deg. or "-9" for 90 deg.

UL File E6207

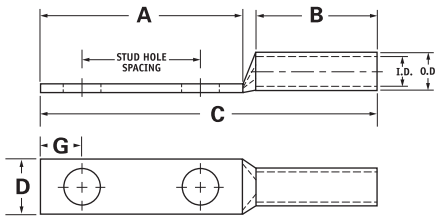
TYPE CLND

Features

- Manufactured from high strength seamless copper tubing
- Electro-Tin plated
- Chamfered entry
- Color coded
- UL 486A/B 90° Listed and CSA Certified for 600 volts
- May be used for high voltage applications up to 35KV
- UL Listed and CSA Certified with ILSCO and major competitor's compression tools
- UL467 Listed 1/0 AWG - 8 AWG

Benefits

- Offers maximum conductivity and excellent crimping characteristics
 - Provides low contact resistance
 - For easy conductor insertion
 - Identifies the proper compression die
 - Ensures reliability
 - Proper high voltage spacing and insulation techniques must be used
 - Reduces inventory requirements
- For grounding and bonding applications



Catalog Number	Wire Size	Alt Wire Size	Expanded* Wire Range	Bolt Size	Stud Hole Dia.	Stud Hole Spacing	Dimensions					Die Color Code	Die Index	O.D.	I.D.
							A	B	C	D	G				
CLND-2/0-14-58	2/0 AWG	1/0 FLEX	2/0-4 AWG	1/4	0.281	0.625	1.437	1.500	3.333	0.811	0.320	Black	I-45	0.562	0.437
CLND-2/0-14-34	2/0 AWG	1/0 FLEX	2/0-4 AWG	1/4	0.281	0.750	1.437	1.500	3.333	0.811	0.320	Black	I-45	0.562	0.437
CLND-2/0-14-1	2/0 AWG	1/0 FLEX	2/0-4 AWG	1/4	0.281	1.000	1.687	1.500	3.583	0.811	0.320	Black	I-45	0.562	0.437
CLND-2/0-516-1	2/0 AWG	1/0 FLEX	2/0-4 AWG	5/16	0.343	1.000	1.937	1.500	3.833	0.811	0.352	Black	I-45	0.562	0.437
CLND-2/0-38-1	2/0 AWG	1/0 FLEX	2/0-4 AWG	3/8	0.406	1.000	1.937	1.500	3.833	0.811	0.414	Black	I-45	0.562	0.437
CLND-2/0-38-134	2/0 AWG	1/0 FLEX	2/0-4 AWG	3/8	0.406	1.750	2.625	1.500	4.521	0.811	0.414	Black	I-45	0.562	0.437
CLND-2/0-12-1	2/0 AWG	1/0 FLEX	2/0-4 AWG	1/2	0.562	1.000	2.125	1.500	4.021	0.811	0.546	Black	I-45	0.562	0.437
CLND-2/0-12-134	2/0 AWG	1/0 FLEX	2/0-4 AWG	1/2	0.562	1.750	3.000	1.500	4.896	0.811	0.546	Black	I-45	0.562	0.437
CLND-3/0-14-58	3/0 AWG	2/0 FLEX	3/0-2 AWG	1/4	0.281	0.625	1.437	1.500	3.376	0.885	0.320	Orange	I-50	0.609	0.484
CLND-3/0-14-34	3/0 AWG	2/0 FLEX	3/0-2 AWG	1/4	0.281	0.750	1.437	1.500	3.376	0.885	0.320	Orange	I-50	0.609	0.484
CLND-3/0-516-1	3/0 AWG	2/0 FLEX	3/0-2 AWG	5/16	0.343	1.000	1.937	1.500	3.876	0.885	0.352	Orange	I-50	0.609	0.484
CLND-3/0-38-1	3/0 AWG	2/0 FLEX	3/0-2 AWG	3/8	0.406	1.000	1.937	1.500	3.876	0.885	0.414	Orange	I-50	0.609	0.484
CLND-3/0-12-134	3/0 AWG	2/0 FLEX	3/0-2 AWG	1/2	0.562	1.750	3.000	1.500	4.939	0.885	0.546	Orange	I-50	0.609	0.484
CLND-4/0-14-58	4/0 AWG	3/0 FLEX	4/0-1 AWG	1/4	0.281	0.625	1.437	1.500	3.428	0.999	0.320	Purple	I-54	0.687	0.546
CLND-4/0-14-34	4/0 AWG	3/0 FLEX	4/0-1 AWG	1/4	0.281	0.750	1.437	1.500	3.428	0.999	0.320	Purple	I-54	0.687	0.546
CLND-4/0-14-1	4/0 AWG	3/0 FLEX	4/0-1 AWG	1/4	0.281	1.000	1.687	1.500	3.678	0.999	0.320	Purple	I-54	0.687	0.546
CLND-4/0-516-34	4/0 AWG	3/0 FLEX	4/0-1 AWG	5/16	0.343	0.750	1.687	1.500	3.678	0.999	0.352	Purple	I-54	0.687	0.546
CLND-4/0-516-1	4/0 AWG	3/0 FLEX	4/0-1 AWG	5/16	0.343	1.000	1.937	1.500	3.928	0.999	0.352	Purple	I-54	0.687	0.546
CLND-4/0-516-134	4/0 AWG	3/0 FLEX	4/0-1 AWG	5/16	0.343	1.750	2.500	1.500	4.491	0.999	0.352	Purple	I-54	0.687	0.546
CLND-4/0-38-1	4/0 AWG	3/0 FLEX	4/0-1 AWG	3/8	0.406	1.000	1.937	1.500	3.928	0.999	0.414	Purple	I-54	0.687	0.546
CLND-4/0-38-134	4/0 AWG	3/0 FLEX	4/0-1 AWG	3/8	0.406	1.750	2.625	1.500	4.616	0.999	0.414	Purple	I-54	0.687	0.546
CLND-4/0-12-1	4/0 AWG	3/0 FLEX	4/0-1 AWG	1/2	0.562	1.000	2.125	1.500	4.116	0.999	0.546	Purple	I-54	0.687	0.546
CLND-4/0-12-114	4/0 AWG	3/0 FLEX	4/0-1 AWG	1/2	0.562	1.250	2.500	1.500	4.491	0.999	0.546	Purple	I-54	0.687	0.546
CLND-4/0-12-134	4/0 AWG	3/0 FLEX	4/0-1 AWG	1/2	0.562	1.750	3.000	1.500	4.991	0.999	0.546	Purple	I-54	0.687	0.546
CLND-250-14-34	250kcmil	4/0 FLEX	250kcmil - 1/0 AWG	1/4	0.281	0.750	1.437	1.688	3.656	1.088	0.320	Yellow	I-62	0.750	0.593
CLND-250-38-1	250kcmil	4/0 FLEX	250kcmil - 1/0 AWG	3/8	0.406	1.000	1.937	1.688	4.156	1.088	0.414	Yellow	I-62	0.750	0.593
CLND-250-38-134	250kcmil	4/0 FLEX	250kcmil - 1/0 AWG	3/8	0.406	1.750	2.625	1.688	4.844	1.088	0.414	Yellow	I-62	0.750	0.593
CLND-250-12-114	250kcmil	4/0 FLEX	250kcmil - 1/0 AWG	1/2	0.562	1.250	2.500	1.688	4.719	1.088	0.546	Yellow	I-62	0.750	0.593
CLND-250-12-134	250kcmil	4/0 FLEX	250kcmil - 1/0 AWG	1/2	0.562	1.750	3.000	1.688	5.219	1.088	0.546	Yellow	I-62	0.750	0.593

All wire sizes, unless noted otherwise, are American Wire Gauge (AWG)

* When installed with specified dieless tools + See pages 217 to 225 for complete tooling information. For Bent Tangs change the 4th letter to a B and add "-4" for 45 deg. or "-9" for 90 deg. UL File E6207

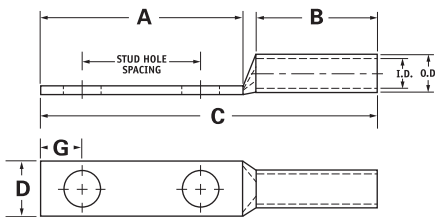
TYPE CLND

Features

- Manufactured from high strength seamless copper tubing
- Electro-Tin plated
- Chamfered entry
- Color coded
- UL 486A/B 90° Listed and CSA Certified for 600 volts
- May be used for high voltage applications up to 35KV
- UL Listed and CSA Certified with ILSCO and major competitor's compression tools
- UL467 Listed 1/0 AWG - 8 AWG

Benefits

- Offers maximum conductivity and excellent crimping characteristics
 - Provides low contact resistance
 - For easy conductor insertion
 - Identifies the proper compression die
 - Ensures reliability
 - Proper high voltage spacing and insulation techniques must be used
 - Reduces inventory requirements
- For grounding and bonding applications



Catalog Number	Wire Size	Alt Wire Size	Expanded* Wire Range	Bolt Size	Stud Hole Dia.	Stud Hole Spacing	Dimensions					Color Code	Die Die Index	O.D.	I.D.
							A	B	C	D	G				
CLND-300-38-1	300kcmil	250 G,H FLEX	300kcmil - 2/0 AWG	3/8	0.406	1.000	1.937	2.000	4.524	1.189	0.414	White	I-66	0.812	0.660
CLND-300-12-134	300kcmil	250 G,H FLEX	300kcmil - 2/0 AWG	1/2	0.562	1.750	3.000	2.000	5.587	1.189	0.546	White	I-66	0.812	0.660
CLND-350-14-34	350kcmil	250 I,K,M FLEX 262.2 DLO	350kcmil - 3/0 AWG	1/4	0.281	0.750	1.437	2.000	4.060	1.291	0.320	Red	I-71	0.890	0.703
CLND-350-516-134	350kcmil	250 I,K,M FLEX 262.2 DLO	350kcmil - 3/0 AWG	5/16	0.343	1.750	2.500	2.000	5.123	1.291	0.352	Red	I-71	0.890	0.703
CLND-350-38-1	350kcmil	250 I,K,M FLEX 262.2 DLO	350kcmil - 3/0 AWG	3/8	0.406	1.000	1.937	2.000	4.560	1.291	0.414	Red	I-71	0.890	0.703
CLND-350-12-114	350kcmil	250 I,K,M FLEX 262.2 DLO	350kcmil - 3/0 AWG	1/2	0.562	1.250	2.500	2.000	5.123	1.291	0.546	Red	I-71	0.890	0.703
CLND-350-12-134	350kcmil	250 I,K,M FLEX 262.2 DLO	350kcmil - 3/0 AWG	1/2	0.562	1.750	3.000	2.000	5.623	1.291	0.546	Red	I-71	0.890	0.703
CLND-400-38-1	400kcmil	300 G,H,I,K,M FLEX 313.1 DLO	400kcmil - 4/0 AWG	3/8	0.406	1.000	1.937	2.125	4.729	1.365	0.414	Blue	I-76	0.937	0.750
CLND-400-38-116	400kcmil	300 G,H,I,K,M FLEX 313.1 DLO	400kcmil - 4/0 AWG	3/8	0.406	1.062	1.937	2.125	4.729	1.365	0.414	Blue	I-76	0.937	0.750
CLND-400-12-134	400kcmil	300 G,H,I,K,M FLEX 313.1 DLO	400kcmil - 4/0 AWG	1/2	0.562	1.750	3.000	2.125	5.792	1.365	0.546	Blue	I-76	0.937	0.750
CLND-500-14-34	500kcmil	350 G,H,I,K,M FLEX 373.7 DLO	500kcmil - 250kcmil	1/4	0.281	0.750	1.437	2.250	4.419	1.535	0.320	Brown	I-87	1.062	0.828
CLND-500-38-1	500kcmil	350 G,H,I,K,M FLEX 373.7 DLO	500kcmil - 250kcmil	3/8	0.406	1.000	1.937	2.250	4.919	1.535	0.414	Brown	I-87	1.062	0.828
CLND-500-12-114	500kcmil	350 G,H,I,K,M FLEX 373.7 DLO	500kcmil - 250kcmil	1/2	0.562	1.250	2.500	2.250	5.482	1.535	0.546	Brown	I-87	1.062	0.828
CLND-500-12-134	500kcmil	350 G,H,I,K,M FLEX 373.7 DLO	500kcmil - 250kcmil	1/2	0.562	1.750	3.000	2.250	5.982	1.535	0.546	Brown	I-87	1.062	0.828
CLND-600-38-1	600kcmil	400 G,H,I,K,M FLEX 444.4 DLO	600kcmil - 250kcmil	3/8	0.406	1.000	1.937	2.687	5.433	1.712	0.414	Green	I-94	1.187	0.920
CLND-600-12-134	600kcmil	400 G,H,I,K,M FLEX 444.4 DLO	600kcmil - 250kcmil	1/2	0.562	1.750	3.000	2.687	6.496	1.712	0.546	Green	I-94	1.187	0.920

All wire sizes, unless noted otherwise, are American Wire Gauge (AWG)

* When installed with specified dieless tools

+ See pages 217 to 225 for complete tooling information.

For Bent Tangs change the 4th letter to a B and add "-4" for 45 deg. or "-9" for 90 deg.

UL File E6207

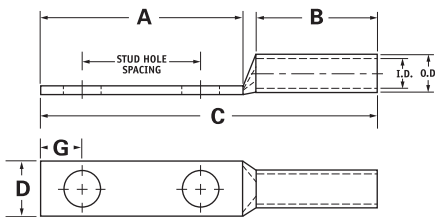
TYPE CLND

Features

- Manufactured from high strength seamless copper tubing
- Electro-Tin plated
- Chamfered entry
- Color coded
- UL 486A/B 90° Listed and CSA Certified for 600 volts
- May be used for high voltage applications up to 35KV
- UL Listed and CSA Certified with ILSCO and major competitor's compression tools
- UL467 Listed 1/0 AWG - 8 AWG

Benefits

- Offers maximum conductivity and excellent crimping characteristics
 - Provides low contact resistance
 - For easy conductor insertion
 - Identifies the proper compression die
 - Ensures reliability
 - Proper high voltage spacing and insulation techniques must be used
 - Reduces inventory requirements
- For grounding and bonding applications



Catalog Number	Wire Size	Alt Wire Size	Expanded* Wire Range	Bolt Size	Stud Hole Dia.	Stud Hole Spacing	Dimensions					Die Color Code	Die Index	O.D.	I.D.
							A	B	C	D	G				
CLND-650-12-114	650kcmil	500 G,H,I,K,M FLEX 535.3 DLO	650kcmil - 350kcmil	1/2	0.562	1.25	2.5	2.687	6.056	1.764	0.546	Pink	I-99	1.217	0.958
CLND-650-12-134	650kcmil	500 G,H,I,K,M FLEX 535.3 DLO	650kcmil - 350kcmil	1/2	0.562	1.75	3	2.687	6.556	1.764	0.546	Pink	I-99	1.217	0.958
CLND-650-38-1	650kcmil	500 G,H,I,K,M FLEX 535.3 DLO	650kcmil - 350kcmil	3/8	0.406	1	2.125	2.687	5.493	1.764	0.414	Pink	I-99	1.217	0.958
CLND-650-38-118	650kcmil	500 G,H,I,K,M FLEX 535.3 DLO	650kcmil - 350kcmil	3/8	0.406	1.125	2.125	2.687	5.681	1.764	0.414	Pink	I-99	1.217	0.958
CLND-650-516-1	650kcmil	500 G,H,I,K,M FLEX 535.3 DLO	650kcmil - 350kcmil	1/32	0.343	1	1.937	2.687	5.493	1.764	0.3515	Pink	I-99	1.217	0.958
CLND-700-38-1	700kcmil	500 G,H,I,K,M FLEX 535.3 DLO	700kcmil - 350kcmil	3/8	0.406	1.000	1.937	2.687	5.493	1.816	0.414	Pink	I-99	1.250	0.991
CLND-700-38-118	700kcmil	500 G,H,I,K,M FLEX 535.3 DLO	700kcmil - 350kcmil	3/8	0.406	1.125	2.125	2.687	5.681	1.816	0.414	Pink	I-99	1.250	0.991
CLND-700-12-112	700kcmil	500 G,H,I,K,M FLEX 535.3 DLO	700kcmil - 350kcmil	1/2	0.562	1.500	2.625	2.687	6.181	1.816	0.546	Pink	I-99	1.250	0.991
CLND-700-12-134	700kcmil	500 G,H,I,K,M FLEX 535.3 DLO	700kcmil - 350kcmil	1/2	0.562	1.750	3.000	2.687	6.556	1.816	0.546	Pink	I-99	1.250	0.991
CLND-700-12-178	700kcmil	500 G,H,I,K,M FLEX 535.3 DLO	700kcmil - 350kcmil	1/2	0.562	1.875	3.000	2.687	6.556	1.816	0.546	Pink	I-99	1.250	0.991
CLND-750-38-1	750kcmil	600 G,H,I,M FLEX 646.4 DLO	750kcmil - 500kcmil	3/8	0.406	1.000	1.937	2.875	5.714	1.901	0.414	Black	I-106	1.313	1.031
CLND-750-38-118	750kcmil	600 G,H,I,M FLEX 646.4 DLO	750kcmil - 500kcmil	3/8	0.406	1.125	2.125	2.875	5.902	1.901	0.414	Black	I-106	1.313	1.031
CLND-750-12-112	750kcmil	600 G,H,I,M FLEX 646.4 DLO	750kcmil - 500kcmil	1/2	0.562	1.500	2.625	2.875	6.402	1.901	0.546	Black	I-106	1.313	1.031
CLND-750-12-134	750kcmil	600 G,H,I,M FLEX 646.4 DLO	750kcmil - 500kcmil	1/2	0.562	1.750	3.000	2.875	6.777	1.901	0.546	Black	I-106	1.313	1.031
CLND-750-58-112	750kcmil	600 G,H,I,M FLEX 646.4 DLO	750kcmil - 500kcmil	5/8	0.562	1.500	3.000	2.875	6.777	1.901	0.671	Black	I-106	1.313	1.031
CLND-1000-38-1	1000kcmil	750 G,H,I FLEX 777.7 DLO	1000kcmil - 750kcmil	3/8	0.406	1.000	1.937	3.000	5.962	2.169	0.414	White	I-125	1.500	1.172
CLND-1000-12-114	1000kcmil	750 G,H,I FLEX 777.7 DLO	1000kcmil - 750kcmil	1/2	0.562	1.250	2.500	3.000	6.525	2.169	0.546	White	I-125	1.500	1.172
CLND-1000-12-134	1000kcmil	750 G,H,I FLEX 777.7 DLO	1000kcmil - 750kcmil	1/2	0.562	1.750	3.000	3.000	7.025	2.169	0.546	White	I-125	1.500	1.172
CLND-1000-58-112	1000kcmil	750 G,H,I FLEX 777.7 DLO	1000kcmil - 750kcmil	5/8	0.562	1.500	3.000	3.000	7.025	2.169	0.671	White	I-125	1.500	1.172

All wire sizes, unless noted otherwise, are American Wire Gauge (AWG)

* When installed with specified dieless tools + See pages 217 to 225 for complete tooling information.

For Bent Tangs change the 4th letter to a B and add "-4" for 45 deg. or "-9" for 90 deg.

UL File E6207