



# Transformer Lug Kits - Dual Rated



## TYPE TLK


### Features

- Connectors manufactured from high strength 6061-T6 aluminum alloy
- Electro-tin plated
- Chamfered wire entry
- UL Listed and CSA Certified for 600 volts
- Kit includes all required hardware

### Benefits

- Suitable for use with either copper or aluminum conductors
- Provides low contact resistance
- Provides ease of installation
- Ensures reliability for copper or aluminum conductors

Rated for 600 Volts



C

Catalog Number	XFMR KVA Size	Lugs in Kit	Bolts in Kit
TLK-1	15-37 1/2 1-Phase, 15-45 3-Phase	Eight TA-2, Four TA-250	Eight 1/4-20 x 3/4 Bolts, Eight 1/2-20 Free Spin Flange Nuts
TLK-2	50-75 1-Phase, 75-112-1/2 3-Phase	Twelve TA-250	Eight 1/4-20 x 3/4 Bolts, Eight 1/4-20 x 1-3/4 Bolts and Sixteen 1/4-20 Free Spin Flange Nuts
TLK-3	100-167 1-Phase, 150-300 3-Phase	Three TA-250 and Twenty-two TA-600	Three 1/4-20 x 3/4 Bolts, Three 1/4-20 nuts, Sixteen 3/8-16-2 Bolts, Sixteen 3/8-16 nuts, Sixteen 3/8 flat washer
TLK-4	500 3-Phase	Twenty-nine TA-600	Eighteen 3/8-16 x 2 Bolts and Eighteen 3/8-16 Free Spin Flange Nuts

Dimensional data for connectors see Type TA.  
DE-OX Inhibitor is recommended for all aluminum terminations.



# Aluminum Mechanical Lugs - Dual Rated One Conductor



## TYPE TA


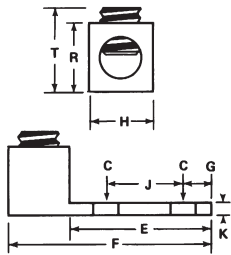
### Features

- Manufactured from high strength 6061-T6 aluminum alloy
- Electro-tin plated
- Chamfered wire entry
- UL Listed and CSA Certified for 600 volts

### Benefits

- Suitable for use with either copper or aluminum conductors
- Provides low contact resistance
- Provides ease of installation
- Ensures reliability for copper or aluminum conductors

## C



Catalog Number	Figure Number	Wire Range	Bolt Size	Dimensions									Hex Size	Temperature Rating
				C	E	F	G	H	J	K	R	T		
TA-6-S	1	4-14	1/4	17/64	11/16	1-1/16	1/4	1/2	-	3/32	1/2	41/64	S	90° C
TA-2	1	2-14	1/4	17/64	11/16	1-5/32	5/16	1/2	-	7/64	9/16	3/4	S	90° C
TA-0	1	1/0-14	1/4	17/64	27/32	1-15/32	7/16	5/8	-	3/16	25/32	29/32	S	90° C
TA-2/0	2	2/0-14	1/4	17/64	27/32	1-15/32	7/16	5/8	-	3/16	25/32	1-1/32	3/16	90° C
TA-250	2	250MCM-6	5/16	21/64	1	2	15/32	1	-	1/4	1-1/8	1-21/64	5/16	90° C
TA-300	2	300MCM-6	1/4	9/32	1	2	1/2	55/64	-	1/4	1-1/8	1-11/32	5/16	90° C
TA-350	2	350MCM-6	3/8	13/32	1-1/8	2-1/4	1/2	1-1/8	-	1/4	1-1/4	1-29/64	3/8	90° C
TA-500	2	500MCM-4	3/8	13/32	1-19/32	2-13/16	7/8	1-1/2	-	5/16	1-13/16	1-13/16	3/8	90° C
TA-500-S	3	One: 600MCM-4 Two: 250MCM-1/0	3/8	13/32	1-1/2	2-13/16	5/8	1-3/8	-	5/16	1-13/16	2-3/16	1/2	90° C
TA-600	2	600MCM-2	3/8	13/32	1-13/16	3-3/16	7/8	1-1/2	-	7/16	1-9/16	1-31/32	1/2	90° C
TA-800	2	800MCM-300MCM	5/8	21/32	1-3/4	3-3/8	7/8	1-3/4	-	1/2	1-15/16	2-15/64	1/2	90° C
TA-800-S	4	800MCM-3/0 CU 800MCM-250MCM AL	5/8	21/32	1-3/4	3-1/4	11/16	1-5/16	-	1/2	1-13/16	2-3/16	1/2	90° C
TA-1000	2	1000MCM-350MCM	5/8	21/32	1-3/4	3-3/8	7/8	1-3/4	-	1/2	1-15/16	2-25/64	9/16	90° C
TA-1000-S	4	1000MCM-500MCM	5/8	21/32	1-3/4	3-1/4	11/16	1-7/16	-	1/2	1-13/16	2-3/16	9/16	90° C
TA-350-2NS	5	350MCM-6	1/2	9/16	3	4-5/16	5/8	1-1/8	1-3/4	5/16	1-3/8	1-29/64	3/8	90° C
TA-600-2NS	5	600MCM-2	1/2	9/16	3-5/16	4-11/16	5/8	1-1/2	1-3/4	7/16	1-3/8	1-59/64	1/2	90° C
TA-800-2NS	5	800MCM-300MCM	1/2	9/16	3-1/8	4-3/4	5/8	1-3/4	1-3/4	1/2	1-15/16	2-3/16	1/2	90° C
TA-1000-2NS	5	1000MCM-500MCM	1/2	9/16	3-1/8	4-3/4	5/8	1-3/4	1-3/4	1/2	1-15/16	2-27/64	9/16	90° C
TA-350-2N	6	350MCM-6	1/2	9/16	3-1/4	5-1/2	5/8	1-1/4	1-3/4	3/8	1-1/2	1-21/32	(2)3/8	90° C
TA-600-2N	6	600MCM-2	1/2	9/16	3-1/4	5-1/2	5/8	1-3/8	1-3/4	3/8	1-1/2	1-31/32	(2)3/8	90° C
TA-800-2N	6	800MCM-300MCM	1/2	9/16	3-7/16	6-3/16	5/8	1-3/4	1-3/4	9/16	1-7/8	2-15/64	(2)1/2	90° C
TA-1000-2N	6	1000MCM-500MCM	1/2	9/16	3-7/16	6-3/16	5/8	1-5/8	1-3/4	9/16	1-15/16	2-25/64	(2)1/2	90° C

DE-OX Inhibitor is recommended for all aluminum terminations. \* Canadian Customers please refer to page 369.