

TYPE PDB


Features

- Multiple taps
- Range taking
- Valox® insulating base
- Electro-tin plated
- Manufactured from high strength 6061-T6 aluminum alloy
- UL Recognized rated 90° C and is CSA Certified

Benefits

- Depending on product selected, up to twelve taps can be taken from one or two mains
- Provides tapping flexibility over a broad wire range
- Provides a high degree of impact resistance with superior insulating qualities
- Provides low contact resistance
- Suitable for use with either copper or aluminum conductors
- Ensures reliability

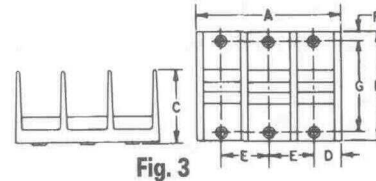
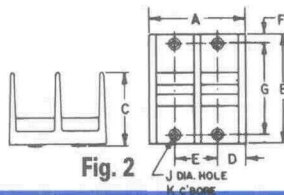
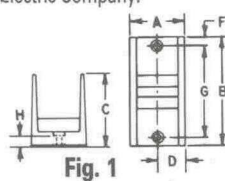
Rated for 600 Volts



C

Catalog Number	Connector		Primary		Secondary		Ampere Rating Per Pole	Number Of Poles	Block Size	Hex Size		Temp. Rating
	Primary	Secondary	Wire Range	Openings Per Pole	Wire Range	Openings Per Pole				Primary	Secondary	
PDB-11-2/0-1			2/0-14	1	2/0-14	1	175	1	M	3/16	3/16	90° C
PDB-11-2/0-2			2/0-14	1	2/0-14	1	175	2	M	3/16	3/16	90° C
PDB-11-2/0-3			2/0-14	1	2/0-14	1	175	3	M	3/16	3/16	90° C
PDB-11-350-1			350MCM-6	1	350MCM-6	1	310	1	M	3/8	3/8	90° C
PDB-11-350-2			350MCM-6	1	350MCM-6	1	310	2	M	3/8	3/8	90° C
PDB-11-350-3			350MCM-6	1	350MCM-6	1	310	3	M	3/8	3/8	90° C
PDB-11-500-1			500MCM-4	1	500MCM-4	1	380	1	L	3/8	3/8	90° C
PDB-11-500-2			500MCM-4	1	500MCM-4	1	380	2	L	3/8	3/8	90° C
PDB-11-500-3			500MCM-4	1	500MCM-4	1	380	3	L	3/8	3/8	90° C
PDB-22-2/0-1			2/0-14	2	2/0-14	2	350	1	M	3/16	3/16	90° C
PDB-22-2/0-2			2/0-14	2	2/0-14	2	350	2	M	3/16	3/16	90° C
PDB-22-2/0-3			2/0-14	2	2/0-14	2	350	3	M	3/16	3/16	90° C
PDB-22-350-1			350MCM-6	2	350MCM-6	2	620	1	L	3/8	3/8	90° C
PDB-22-350-2			350MCM-6	2	350MCM-6	2	620	2	L	3/8	3/8	90° C
PDB-22-350-3			350MCM-6	2	350MCM-6	2	620	3	L	3/8	3/8	90° C
PDB-22-500-1			500MCM-4	2	500MCM-4	2	760	1	L	3/8	3/8	90° C
PDB-22-500-2			500MCM-4	2	500MCM-4	2	760	2	L	3/8	3/8	90° C
PDB-22-500-3			500MCM-4	2	500MCM-4	2	760	3	L	3/8	3/8	90° C

* Valox® is a registered trade name of the General Electric Company.



Dimensions

Block Size	Number Of Poles	Figure Number	A	B	C	D	E	F	G	H	J	K
M	1	1	1-27/32	4	2-5/8	31/32	-	5/16	3-3/8	3/8	13/64	13/32
M	2	2	3-13/32	4	2-5/8	31/32	1-17/32	5/16	3-3/8	3/8	13/64	13/32
M	3	3	5	4	2-5/8	31/32	1-17/32	5/16	3-3/8	3/8	13/64	13/32
L	1	1	3	5-1/2	3-1/2	1-1/2	-	3/8	4-3/4	7/16	9/32	1/2
L	2	2	5-11/16	5-1/2	3-1/2	1-1/2	2-11/16	3/8	4-3/4	7/16	9/32	1/2
L	3	3	8-3/16	5-1/2	3-1/2	1-1/2	2-11/16	3/8	4-3/4	7/16	9/32	1/2