




Nylon Fully-Insulated Female Disconnects

Wire Range	Tab Size In.	Max. Wire Ins. Dia. In.	Qty.	Cat. No.	Qty.	Cat. No.
22 – 18 AWG (0,5-1,0mm ²) 	.250 x .032 (6.35mm x 0.8mm)	0.15 (3.8mm)	25	83-9771	1,000	84-9771
16 – 14 AWG (1,5-2,5mm ²) 	.250 x .032 (6.35mm x 0.8mm)	0.185 (4.7mm)	25	83-9781	1,000	84-9781
12 – 10 AWG (4,0-6,0mm ²) 	.250 x .032 (6.35mm x 0.8mm)	0.244 (6.2mm)	25	83-9791	500	84-9791


105° C/300 Volts max.

Vinyl Fully-Insulated Receptacle Disconnects

Wire Range	Max. Wire Ins. Dia. In.	Quantity	Cat. No.
22 – 18 AWG (0,5-1,0mm ²) 	0.150 (3.8mm)	25	83-8101
16 – 14 AWG (1,5-2,5mm ²) 	0.185 (4.7mm)	25	83-8111

75° C/300 Volts max.

Non-Insulated Flag Female Disconnect*

Wire Range	Tab Size In.	Quantity	Cat. No.
16 – 14 AWG (1,5-2,5mm ²) 	.250 x .032 (6.35 x 0.8mm)	25	83-9401

105° C/300 Volts max.

Disconnect Adapter - Male to Female (2-1)*

Tab Size (In.)	Quantity	Cat. No.
.250 x .032 (6.35mm x 0.8mm) 	25	83-9801

105° C/300 Volts max.

Non-Insulated Parallel Splices*

Wire Range	Qty.	Cat. No.	Qty.	Cat. No.
22 – 18 AWG (0,5-1,0mm ²)	25	83-9071	—	—
16 – 14 AWG (1,5-2,5mm ²)	25	83-9081	1,000	84-9081
12 – 10 (4,0-6,0mm ²)	25	83-9091	1,000	84-9091

105° C/600 Volts max.

*Not UL Listed

1-800-435-0705 CUSTOMER ASSISTANCE




Non-Insulated Butt Splices*



Wire Range	Qty.	Cat. No.	Qty.	Cat. No.
22 – 18 AWG (0,5-1,0mm ²)	25	83-9001	—	—
16 – 14 AWG (1,5-2,5mm ²)	25	83-9011	1,000	84-9011
12 – 10 (4,0-6,0mm ²)	25	83-9021	500	84-9021
8 (8,0mm ²)	25	83-9031	250	84-9031
6 (14,0mm ²)	20	83-9041	—	—
4 (22,0mm ²)	20	83-9051	—	—




105° C/600 Volts max.

Vinyl Insulated Butt Splices

Wire Range	Max. Wire Ins. Dia. In.	Qty.	Cat. No.	Qty.	Cat. No.
22 – 18 AWG (0,5-1,0mm ²) 	.157 (4.0mm)	25	83-9281	1,000	84-9281
16 – 14 AWG (1,5-2,5mm ²) 	.177 (4.5mm)	25	83-9291	1,000	84-9291
12 – 10 (4,0-6,0mm ²) 	.248 (6.3mm)	25	83-9301	500	84-9301




75° C/600 Volts max.

Vinyl Insulated Parallel Splices

Wire Range	Max. Wire Ins. Dia. In.	Qty.	Cat. No.
22 – 18 AWG (0,5-1,0mm ²) 	.157 (4.0mm)	1,000	83-9351
16 – 14 AWG (1,5-2,5mm ²) 	.177 (4.5mm)	1,000	83-9361
12 – 10 (4,0-6,0mm ²) 	.248 (6.3mm)	500	83-9371

75° C/600 Volts max.

Tap Splice Connectors

Wire Range	Color	Quantity	Cat. No.
22 – 18 AWG (0,5-1,0mm ²) 	Red	25	83-3261
16 – 14 AWG (1,5-2,5mm ²) 	Blue	25	83-3271
12 – 10 (4,0-6,0mm ²) 	Yellow	25	83-3281

75° C/600 Volts max.



WWW.IDEALINDUSTRIES.COM