




# Crimp Terminals - Rings, Forks, Disconnects and Splices

- Butted seam-construction prevents splitting under maximum pressure
- Internal barrel serrations grip wires tightly to resist pull-out and reduce electrical resistance
- Tin-plated brass construction for corrosion resistance
- Shouldered barrel insulation quickly positions terminal for proper crimping
- Expanded insulation entry accomodates a wide variety of insulation diameters and provides additional insulation support
- Color-coded insulation and wire range stamped on terminal for easy identification
- See product packaging for recommended crimp tools

## Vinyl Insulated Ring Terminals

Wire Range Combination	Stud Size In.	Max. Wire Ins. Dia. In.	Qty.	Cat. No.	Qty.	Cat. No.
 22 – 18 AWG (0,5–1,0mm <sup>2</sup> )	6 (3.7mm)	0.157 (4.0mm)	25	<b>83-2121</b>	—	—
	8 (4.3mm)		25	<b>83-2131</b>	—	—
	10 (5.3mm)		25	<b>83-2141</b>	—	—
	1/4 (6.4mm)		25	<b>83-2151</b>	—	—
 16 – 14 AWG (1,5–2,5mm <sup>2</sup> )	6 (3.7mm)	0.177 (4.5mm)	25	<b>83-2221</b>	—	—
	8 (4.3mm)		25	<b>83-2231</b>	—	—
	10 (5.3mm)		25	<b>83-2241</b>	1,000	<b>84-2241</b>
	1/4 (6.4mm)		25	<b>83-2251</b>	—	—
 12 – 10 AWG (4,0–6,0mm <sup>2</sup> )	8 (4.3mm)	0.248 (6.3mm)	25	<b>83-2331</b>	—	—
	10 (5.3mm)		25	<b>83-2341</b>	1,000	<b>84-2341</b>
	1/4 (6.4mm)		25	<b>83-2351</b>	—	—
	5/16 (8.4mm)		25	<b>83-2361</b>	—	—
	3/8 (10.5mm)		25	<b>83-2371</b>	—	—

75° C/600 Volts max.




## Non-Insulated Ring Terminals



Wire Range	Stud Size In.	Qty.	Cat. No.	Qty.	Cat. No.
22 – 18 AWG (0,5-1,0mm <sup>2</sup> )	8 (4.3mm)	25	<b>83-0131</b>	—	—
	10 (5.3mm)	25	<b>83-0141</b>	—	—
16 – 14 AWG (1,5-2,5mm <sup>2</sup> )	6 (3.7mm)	25	<b>83-0221</b>	—	—
	8 (4.3mm)	25	<b>83-0231</b>	—	—
12 – 10 AWG (4,0-6,0mm <sup>2</sup> )	10 (5.3mm)	25	<b>83-0331</b>	—	—
	10 (5.3mm)	25	<b>83-0341</b>	1,000	<b>84-0341</b>
	1/4 (6.4mm)	25	<b>83-0351</b>	—	—
8 AWG (8,0mm <sup>2</sup> )	10 (5.3mm)	25	<b>83-0421</b>	—	—
	1/4 (6.4mm)	25	<b>83-0431</b>	—	—
	5/16 (8.4mm)	25	<b>83-0441</b>	—	—
6 AWG (14,0mm <sup>2</sup> )	3/8 (10.5mm)	25	<b>83-0451</b>	—	—
	10 (5.3mm)	20	<b>83-0511</b>	—	—
	1/4 (6.4mm)	20	<b>83-0521</b>	—	—
4 AWG (22,0mm <sup>2</sup> )	5/16 (8.4mm)	20	<b>83-0531</b>	—	—
	3/8 (10.5mm)	20	<b>83-0541</b>	—	—
	1/4 (6.4mm)	20	<b>83-0611</b>	—	—
	5/16 (8.4mm)	20	<b>83-0621</b>	—	—
	3/8 (10.5mm)	20	<b>83-0631</b>	—	—




105°C/600 Volts max.  
 \*Plus or minus .020 in.  
 \*\*Plus or minus .51mm

## Vinyl Insulated Spade Terminals

Wire Range	Stud Size In.	Max. Wire Ins. Dia. In.	Qty.	Cat. No.	Qty.	Cat. No.
 22 – 18 AWG (0,5-1,0mm <sup>2</sup> )	6 (3.7mm)	0.157 (4.0mm)	25	<b>83-7111</b>	1,000	<b>84-7111</b>
	8 (4.3mm)		25	<b>83-7121</b>	—	—
	10 (5.3mm)		25	<b>83-7131</b>	—	—
 16 – 14 AWG (1,5-2,5mm <sup>2</sup> )	6 (3.7mm)	0.177 (4.5mm)	25	<b>83-7151</b>	—	—
	8 (4.3mm)		25	<b>83-7161</b>	1,000	<b>84-7161</b>
	10 (5.3mm)		25	<b>83-7171</b>	1,000	<b>84-7171</b>
 12 – 10 AWG (4,0-6,0mm <sup>2</sup> )	6 (3.7mm)	0.248 (6.3mm)	25	<b>83-7201</b>	—	—
	8 (4.3mm)		25	<b>83-7211</b>	—	—
	10 (5.3mm)		25	<b>83-7221</b>	500	<b>84-7221</b>
	1/4 (6.4mm)		25	<b>83-7231</b>	—	—
	1/4 (6.4mm)		25	<b>83-7231</b>	—	—

75° C/600 Volts max.

## Vinyl Insulated Snap Spade Terminals

Wire Range	Stud Size In.	Max. Wire Ins. Dia. In.	Qty.	Cat. No.	Qty.	Cat. No.
 22 – 18 AWG (0,5-1,0mm <sup>2</sup> )	6 (3.7mm)	0.134 (4.0mm)	25	<b>83-7011</b>	—	—
	8 (4.3mm)		25	<b>83-7021</b>	—	—
	10 (5.3mm)		25	<b>83-7031</b>	—	—
 16 – 14 AWG (1,5-2,5mm <sup>2</sup> )	6 (3.7mm)	0.161 (4.5mm)	25	<b>83-7051</b>	—	—
	8 (4.3mm)		25	<b>83-7061</b>	—	—
	10 (5.3mm)		25	<b>83-7071</b>	—	—
 12 – 10 AWG (4,0-6,0mm <sup>2</sup> )	8 (4.3mm)	0.248 (6.3mm)	25	<b>83-7081</b>	—	—
	10 (5.3mm)		25	<b>83-7091</b>	—	—
	1/4 (6.4mm)		25	<b>83-7101</b>	—	—

75° C/600 Volts max.