




# Crimp Terminals - Rings, Forks, Disconnects and Splices

- Butted seam-construction prevents splitting under maximum pressure
- Internal barrel serrations grip wires tightly to resist pull-out and reduce electrical resistance
- Tin-plated brass construction for corrosion resistance
- Shouldered barrel insulation quickly positions terminal for proper crimping
- Expanded insulation entry accomodates a wide variety of insulation diameters and provides additional insulation support
- Color-coded insulation and wire range stamped on terminal for easy identification
- See product packaging for recommended crimp tools

## Vinyl Insulated Ring Terminals

| Wire Range Combination   | Stud Size In. | Max. Wire Ins. Dia. In. | Qty. | Cat. No.       | Qty.  | Cat. No.       |
|--|---------------|-------------------------|------|----------------|-------|----------------|
| <br>22 – 18 AWG (0,5–1,0mm <sup>2</sup> )   | 6 (3.7mm)     | 0.157 (4.0mm)           | 25   | <b>83-2121</b> | —     | —              |
|  | 8 (4.3mm)     |                         | 25   | <b>83-2131</b> | —     | —              |
|  | 10 (5.3mm)    |                         | 25   | <b>83-2141</b> | —     | —              |
|  | 1/4 (6.4mm)   |                         | 25   | <b>83-2151</b> | —     | —              |
| <br>16 – 14 AWG (1,5–2,5mm <sup>2</sup> )  | 6 (3.7mm)     | 0.177 (4.5mm)           | 25   | <b>83-2221</b> | —     | —              |
|  | 8 (4.3mm)     |                         | 25   | <b>83-2231</b> | —     | —              |
|  | 10 (5.3mm)    |                         | 25   | <b>83-2241</b> | 1,000 | <b>84-2241</b> |
|  | 1/4 (6.4mm)   |                         | 25   | <b>83-2251</b> | —     | —              |
| <br>12 – 10 AWG (4,0–6,0mm <sup>2</sup> ) | 8 (4.3mm)     | 0.248 (6.3mm)           | 25   | <b>83-2331</b> | —     | —              |
|  | 10 (5.3mm)    |                         | 25   | <b>83-2341</b> | 1,000 | <b>84-2341</b> |
|  | 1/4 (6.4mm)   |                         | 25   | <b>83-2351</b> | —     | —              |
|  | 5/16 (8.4mm)  |                         | 25   | <b>83-2361</b> | —     | —              |
|  | 3/8 (10.5mm)  |                         | 25   | <b>83-2371</b> | —     | —              |

75° C/600 Volts max.




## Non-Insulated Ring Terminals



| Wire Range                            | Stud Size In. | Qty. | Cat. No.       | Qty.  | Cat. No.       |
|---------------------------------------|---------------|------|----------------|-------|----------------|
| 22 – 18 AWG (0,5-1,0mm <sup>2</sup> ) | 8 (4.3mm)     | 25   | <b>83-0131</b> | —     | —              |
|                                       | 10 (5.3mm)    | 25   | <b>83-0141</b> | —     | —              |
| 16 – 14 AWG (1,5-2,5mm <sup>2</sup> ) | 6 (3.7mm)     | 25   | <b>83-0221</b> | —     | —              |
|                                       | 8 (4.3mm)     | 25   | <b>83-0231</b> | —     | —              |
| 12 – 10 AWG (4,0-6,0mm <sup>2</sup> ) | 10 (5.3mm)    | 25   | <b>83-0331</b> | —     | —              |
|                                       | 10 (5.3mm)    | 25   | <b>83-0341</b> | 1,000 | <b>84-0341</b> |
|                                       | 1/4 (6.4mm)   | 25   | <b>83-0351</b> | —     | —              |
| 8 AWG (8,0mm <sup>2</sup> )           | 10 (5.3mm)    | 25   | <b>83-0421</b> | —     | —              |
|                                       | 1/4 (6.4mm)   | 25   | <b>83-0431</b> | —     | —              |
|                                       | 5/16 (8.4mm)  | 25   | <b>83-0441</b> | —     | —              |
| 6 AWG (14,0mm <sup>2</sup> )          | 3/8 (10.5mm)  | 25   | <b>83-0451</b> | —     | —              |
|                                       | 10 (5.3mm)    | 20   | <b>83-0511</b> | —     | —              |
|                                       | 1/4 (6.4mm)   | 20   | <b>83-0521</b> | —     | —              |
| 4 AWG (22,0mm <sup>2</sup> )          | 5/16 (8.4mm)  | 20   | <b>83-0531</b> | —     | —              |
|                                       | 3/8 (10.5mm)  | 20   | <b>83-0541</b> | —     | —              |
|                                       | 1/4 (6.4mm)   | 20   | <b>83-0611</b> | —     | —              |
|                                       | 5/16 (8.4mm)  | 20   | <b>83-0621</b> | —     | —              |
|                                       | 3/8 (10.5mm)  | 20   | <b>83-0631</b> | —     | —              |




105°C/600 Volts max.  
 \*Plus or minus .020 in.  
 \*\*Plus or minus .51mm

## Vinyl Insulated Spade Terminals

| Wire Range   | Stud Size In. | Max. Wire Ins. Dia. In. | Qty. | Cat. No.       | Qty.  | Cat. No.       |
|--|---------------|-------------------------|------|----------------|-------|----------------|
| <br>22 – 18 AWG (0,5-1,0mm <sup>2</sup> )   | 6 (3.7mm)     | 0.157 (4.0mm)           | 25   | <b>83-7111</b> | 1,000 | <b>84-7111</b> |
|  | 8 (4.3mm)     |                         | 25   | <b>83-7121</b> | —     | —              |
|  | 10 (5.3mm)    |                         | 25   | <b>83-7131</b> | —     | —              |
|  |               |                         |      |                |       |                |
| <br>16 – 14 AWG (1,5-2,5mm <sup>2</sup> )  | 6 (3.7mm)     | 0.177 (4.5mm)           | 25   | <b>83-7151</b> | —     | —              |
|  | 8 (4.3mm)     |                         | 25   | <b>83-7161</b> | 1,000 | <b>84-7161</b> |
|  | 10 (5.3mm)    |                         | 25   | <b>83-7171</b> | 1,000 | <b>84-7171</b> |
| <br>12 – 10 AWG (4,0-6,0mm <sup>2</sup> ) | 6 (3.7mm)     | 0.248 (6.3mm)           | 25   | <b>83-7201</b> | —     | —              |
|  | 8 (4.3mm)     |                         | 25   | <b>83-7211</b> | —     | —              |
|  | 10 (5.3mm)    |                         | 25   | <b>83-7221</b> | 500   | <b>84-7221</b> |
|  | 1/4 (6.4mm)   |                         | 25   | <b>83-7231</b> | —     | —              |
|  |               |                         |      |                |       |                |

75° C/600 Volts max.

## Vinyl Insulated Snap Spade Terminals

| Wire Range   | Stud Size In. | Max. Wire Ins. Dia. In. | Qty. | Cat. No.       | Qty. | Cat. No. |
|--|---------------|-------------------------|------|----------------|------|----------|
| <br>22 – 18 AWG (0,5-1,0mm <sup>2</sup> ) | 6 (3.7mm)     | 0.134 (4.0mm)           | 25   | <b>83-7011</b> | —    | —        |
|  | 8 (4.3mm)     |                         | 25   | <b>83-7021</b> | —    | —        |
|  | 10 (5.3mm)    |                         | 25   | <b>83-7031</b> | —    | —        |
| <br>16 – 14 AWG (1,5-2,5mm <sup>2</sup> ) | 6 (3.7mm)     | 0.161 (4.5mm)           | 25   | <b>83-7051</b> | —    | —        |
|  | 8 (4.3mm)     |                         | 25   | <b>83-7061</b> | —    | —        |
|  | 10 (5.3mm)    |                         | 25   | <b>83-7071</b> | —    | —        |
| <br>12 – 10 AWG (4,0-6,0mm <sup>2</sup> ) | 8 (4.3mm)     | 0.248 (6.3mm)           | 25   | <b>83-7081</b> | —    | —        |
|  | 10 (5.3mm)    |                         | 25   | <b>83-7091</b> | —    | —        |
|  | 1/4 (6.4mm)   |                         | 25   | <b>83-7101</b> | —    | —        |

75° C/600 Volts max.

