

# 6" Vertical Triple Open & Wall Wash Downlight CFT632EB

One 26W, 32W, or 42W Triple Tube 4-Pin Lamp  
Non-IC Rated  
120V, 208V, 240V, 277V, or 347V

Featuring VirtualSource<sup>55</sup> VSS5 Reflectors

Featuring VirtualSource VS Reflectors

### APPLICATIONS:

The CFT632EB offers a vertical lamped compact fluorescent downlight and wall wash fixture that provides superior brightness and glare control. The multi-watt, multi-volt ballast provides the ability to change wattages by simply replacing the lamp. This luminaire is ideal for a wide variety of low to medium height ceiling applications including commercial, retail, and hospitality. The CFT632EB is compatible with the Signos<sup>6</sup> family of architectural elements.

### HOUSING:

One-piece 18-gauge galvanized steel platform. Prewired J-box with snap-on cover for easy access. Vented at lamp tip and socket for maximum light output. Same housing accommodates downlight and wall wash downlight reflectors. Diecast (U.S. Patent No. 7,740,384) aluminum heat sink with patented twist and lock mechanism that ensures accurate and stable lamp location.

### REFLECTOR:

High purity aluminum Alzak Virtual Source<sup>®</sup> iridescence suppressed reflector. Self-trim standard. Painted white self-trim available. Baffled units standard with painted white self-trim. Optical system provides excellent glare and brightness control for visual comfort.

### BALLAST:

One (1) compact fluorescent Class 'P' electronic multivolt (120V through 277V) ballast suitable for operating all 26W, 32W, and 42W triple tube lamps. EOL protection standard. Accessible from below ceiling. 347V available (specify wattage when ordering).

### LAMP:

Use one (1) 26W (GX24q-3 base), 32W (GX24q-3 base), or 42W (GX24q-4 base) 4-pin triple tube compact fluorescent lamp. Lamp furnished by others or as option below.

### SOCKET:

One (1) injection molded socket suitable for 26W, 32W, and 42W triple tube lamps (vented). Adjusts to three positions, accommodating various lamp sizes and ensuring proper lamp position.

### INSTALLATION:

Universal adjustable mounting brackets accommodate 1 1/2" or 3/4" lathing channel or 1/2" EMT (by others), or Prescolite 24" bar hangers (B24 or B6).

### LABELS:

UL listed or UL/CSA listed with CDN option for damp locations. Approved for through wiring. Non-type I.C.

### LAMP INCLUDED OPTION:

Specify lamp type T (Triple 4-pin) and temperature as shown below

DATE: \_\_\_\_\_ TYPE: \_\_\_\_\_

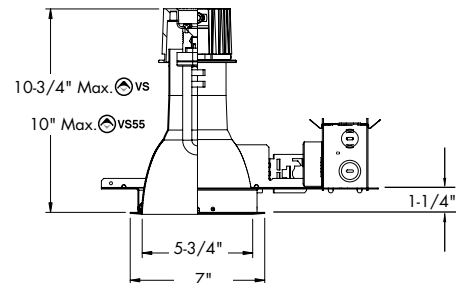
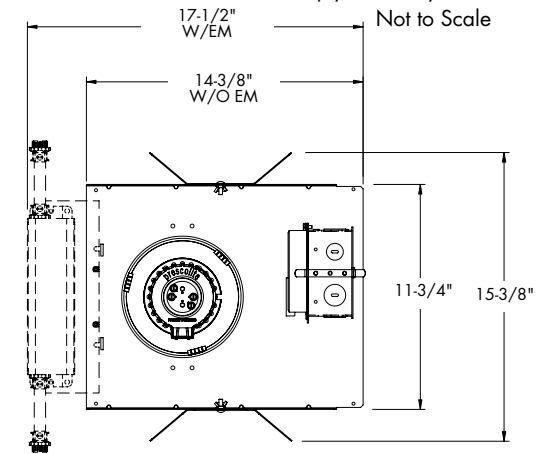
FIRM NAME: \_\_\_\_\_

PROJECT: \_\_\_\_\_



Ceiling Cutout: 6 1/4"  
Maximum Ceiling Thickness: 1 1/4"

For conversion to millimeters, multiply inches by 25.4



CATALOG NUMBER:

EXAMPLE: CFT632EBCP STF602 LP26T30K B6

HOUSING	HOUSING OPTIONS	HOUSING OPTIONS	REFLECTORS	REFLECTOR OPTIONS	ACCESSORIES
<input type="checkbox"/> <b>CFT632EB<sup>3</sup></b> 6", (1) 26W/32W/42W Triple tube, multi-volt electronic ballast	<input type="checkbox"/> <b>CDN</b> Canadian electrical code compliant ballast disconnect <input type="checkbox"/> <b>CDN 347V<sup>1</sup></b> Canadian electrical code compliant ballast disconnect <input type="checkbox"/> <b>CP</b> Chicago Plenum. Fixture construction and/or specifications may vary. CP fixture height is 12 1/8" <input type="checkbox"/> <b>DM</b> Electronic Analog Dimming Ballast to 5%, 4-wire, 0-10V, analog (120V-277V) <input type="checkbox"/> <b>ECDM<sup>7</sup></b> Lutron EcoSystem or 3-wire line voltage dimming ballast (120-277V). Dims to 5%. <input type="checkbox"/> <b>SYL</b> Osram Sylvania Ballast (available only for standard EB option) <input type="checkbox"/> <b>HDM<sup>2</sup></b> Lutron Hi-Lume Dimming Ballast to 1%, 3-wire, line voltage (specify supply voltage/wattage) <input type="checkbox"/> <b>MW26</b> Max Wattage label, 26W	<input type="checkbox"/> <b>MW32</b> Max Wattage label, 32W <input type="checkbox"/> <b>2DM<sup>2</sup></b> Lutron Tu-Wire Dimming Ballast to 5%, 2-wire, line voltage (120 volt only) <input type="checkbox"/> <b>7DM</b> Advance Mark 7 dimming ballast for 100% to 5%, 4-wire, 0-10V, analog (120V-277) (specify wattage) <input type="checkbox"/> <b>XDM</b> Advance Mark 10 dimming ballast for 100% to 5%, 2-wire, line voltage (specify supply voltage/wattage) <input type="checkbox"/> <b>EM<sup>9,10</sup></b> Emergency battery pack with integral test switch and indicator light <input type="checkbox"/> <b>FSDFA</b> Fuse kit installed at factory <input type="checkbox"/> <b>RIF1<sup>9,10</sup></b> Radio interference filter (single circuit) <input type="checkbox"/> <b>SYL<sup>5</sup></b> Osram Sylvania Ballast (available only for standard EB option) <input type="checkbox"/> <b>SMT<sup>9</sup></b> Philips Advance SmartMate <sup>®</sup> ballast <input type="checkbox"/> <b>WIH</b> wiHUBB <sup>®</sup> Enabled (see page 4)	<input type="checkbox"/> <b>STF602</b> VS 6" Alzak reflector <input type="checkbox"/> <b>STF60255</b> VSS5 6" Alzak reflector, 55 Degree Cut-off <input type="checkbox"/> <b>STF602LP32T35K</b> VS Specular Alzak reflector with lamp (32W, Triple, 3500K)	<input type="checkbox"/> <b>BB<sup>4,6</sup></b> Painted black baffle <input type="checkbox"/> <b>WB<sup>4,6</sup></b> Painted white baffle <input type="checkbox"/> <b>WT</b> Painted white self-flange <input type="checkbox"/> <b>WW<sup>4,8</sup></b> Wall wash reflector <input type="checkbox"/> <b>TRG</b> Trim Ring Gasket (factory installed)	<input type="checkbox"/> <b>B24</b> Set of two (2) 24" bar hangers for T-bar ceilings <input type="checkbox"/> <b>B6</b> Set of two (2) bar hangers for ceiling joists up to 24" centers <input type="checkbox"/> <b>FSDFI</b> Fuse kit for field installation <input type="checkbox"/> <b>SCA6D</b> Sloped ceiling adapter (see note on back page) <input type="checkbox"/> <b>Signos<sup>®</sup> 6<sup>6</sup></b> Architectural glass elements Refer to specification sheets ARCH-SIG-001 through -004
			<b>REFLECTOR FINISH</b> <input type="checkbox"/> <b>Blank</b> Specular <input type="checkbox"/> <b>SS</b> Semi-Specular <input type="checkbox"/> <b>MFC<sup>4</sup></b> American Matte <sup>™</sup>		
			<b>REFLECTOR COLOR</b> <input type="checkbox"/> <b>Blank</b> Clear Alzak <input type="checkbox"/> <b>CG</b> Champagne Gold Alzak <input type="checkbox"/> <b>BL</b> Black Alzak <input type="checkbox"/> <b>WE</b> Wheat Alzak <input type="checkbox"/> <b>LW</b> Light Wheat Alzak <input type="checkbox"/> <b>PW</b> Pewter Alzak <input type="checkbox"/> <b>BC<sup>4,6,8</sup></b> Painted black cone <input type="checkbox"/> <b>WC<sup>4,6,8</sup></b> Painted white cone		
			<b>LAMP ACCESSORIES</b> <input type="checkbox"/> <b>LP</b> -wattage= 26, 32, or 42 -type= T (Triple 4-pin) -temp= 27K, 30K, 35K, 41K (Kelvin) *Example: LP32T41K		

<sup>1</sup>Dimming options not available in 347V.

<sup>2</sup>Not available with 42W lamps.

<sup>3</sup>For 26W or 32W CFL lamps specify CFT626EB or CFT632EB housing and add desired dimming option suffix.

<sup>4</sup>Not available with STF60255 reflector.

<sup>5</sup>Available for Osram Sylvania Quick 60+<sup>®</sup> Limited Warranty when used with Osram lamp(s). See www.prescolite.com for details.

<sup>6</sup>Not available for wall wash

<sup>7</sup>For 42W specify CFT642EB and add desired dimming option suffix.

<sup>8</sup>Not available for MFC

<sup>9</sup>Not available for 347V

<sup>10</sup>Not available with CP option



A Division of Hubbell Lighting, Inc.

In a continuing effort to offer the best product possible we reserve the right to change, without notice, specifications or materials that in our opinion will not alter the function of the product.

Web: [www.prescolite.com](http://www.prescolite.com) • Tech Support: (888) 777-4832

ARCH-CFL-007

# PHOTOMETRIC DATA

# Architektür - 6" Vertical Triple Open & Wall Wash Downlight - CFT632EB

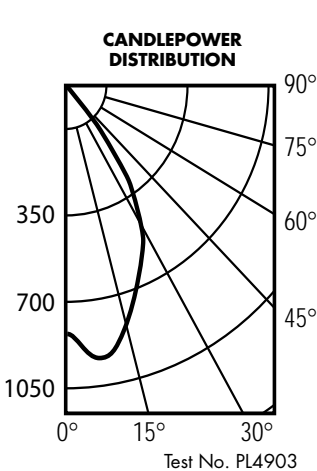
BALLAST DATA	26W Triple			32W Triple			42W Triple		
	120V	277V	347V	120V	277V	347V	120V	277V	347V
Total System Watts	28W	28W	38W	35W	35W	42W	44W	47W	48W
Input Current (Amps)	0.23	0.1	0.11	0.29	0.13	0.12	0.36	0.17	0.14
Input Frequency in Hz	50/60	50/60	50/60	50/60	50/60	50/60	50/60	50/60	50/60
Power Factor	>97%	>97%	>97%	>97%	>97%	>97%	>97%	>97%	>97%
Ballast Factor	>98%	>98%	>98%	>98%	>98%	>98%	>98%	>98%	>98%
Total Harmonic Distortion	<10%	<10%	<10%	<10%	<10%	<10%	<10%	<10%	<10%
Minimum Starting Temp.	-18°C (0°F)	-18°C (0°F)	-18°C (0°F)	-18°C (0°F)	-18°C (0°F)	-18°C (0°F)	-18°C (0°F)	-18°C (0°F)	-18°C (0°F)

## LAMP DATA

	26W Triple	32W Triple	42W Triple
Rated Watts	26W Triple	32W Triple	42W Triple
Rated Lumens	1800	2400	3200
Efficacy (LPW)	69	75	76
Rated Life	10,000 hours	10,000 hours	10,000 hours
CRI	82	82	82
Minimum Starting Temp.	0° F	0° F	0° F

## CFT632EB-STF602 vs with Clear Alzak Reflector

Lamp: One 32W Triple  
Spacing Criteria: 1.0  
Efficiency: 40.1%



### CANDLEPOWER SUMMARY

Angle	Mean CP	Lumens
0	828	
5	906	85
15	839	238
25	675	310
35	437	267
45	35	63
55	0	0
65	0	0
75	0	0
85	0	0

## LUMINANCE DATA IN CANDELA/SQ. METER

Angle in Vertical	Standard vs Reflector
45°	2980
55°	29
65°	0
75°	0
85°	0

Test No. PL4903

## COEFFICIENTS OF UTILIZATION

Zonal Cavity Method

Room Cavity Ratio	% Effective Ceiling Cavity Reflectance				% Effective Floor Cavity Reflectance			
	80%   70%   50%   30%				20% Effective Floor Cavity Reflectance			
	% Wall Reflectance							
	70	50	30	10	70	50	30	10
1	.48	.47	.46	.45	.47	.44	.43	.42
3	.41	.41	.39	.37	.42	.37	.36	.35
5	.39	.35	.33	.31	.38	.31	.31	.30
7	.35	.31	.28	.26	.34	.26	.26	.26
9	.31	.27	.26	.22	.30	.22	.22	.22

CFT632EB-STF602 vs Test No. PL4903

## NOTES

vs Denotes a Virtual Source reflector.

Refer to [www.prescolite.com](http://www.prescolite.com) for additional photometric tests (IES Files).

When ordering a sloped ceiling adapter, specify the degree of slope in 5° increments, max. of 35°. For a more precise degree or wet ceiling applications, please contact factory. Sloped ceiling adapter and housing must be installed at the same time.



Web: [www.prescolite.com](http://www.prescolite.com) • Tech Support: (888) 777-4832  
701 Millennium Blvd. • Greenville, SC 29607 U.S.A. • Phone (864) 678-1000  
Copyright ©2013 Prescolite, Inc., a division of Hubbell Lighting, Inc. All Rights Reserved  
Specifications subject to change without notice. • Printed in U.S.A. • ARCH-CFL-007 • 1/7/13



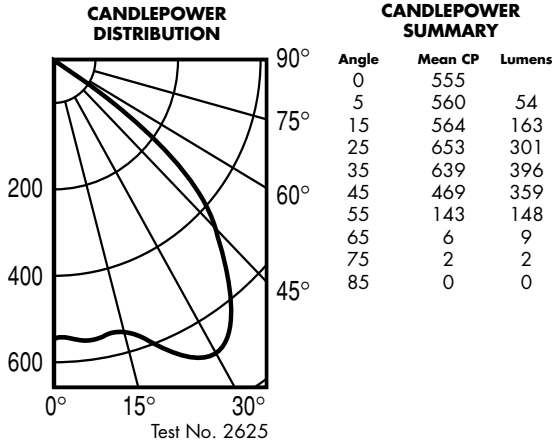
Hubbell Lighting, Inc.

# PHOTOMETRIC DATA


# Architektür - 6" Vertical Triple Open & Wall Wash Downlight - CFT632EB

## CFT632EB-STF60255 with Clear Alzak Reflector

Lamp: One 32W Triple  
Spacing Criteria: 1.5  
Efficiency: 59.6%



## LUMINANCE DATA IN CANDELA/SQ. METER

Angle in Vertical	55 Degree Option 
45°	7447
55°	2799
65°	159
75°	87
85°	0

Test No. 2625

## COEFFICIENTS OF UTILIZATION

### Zonal Cavity Method

Room Cavity Ratio	% Effective Ceiling Cavity Reflectance				% Effective Floor Cavity Reflectance					
	80%   70%   50%   30%				20% Effective Floor Cavity Reflectance					
	% Wall Reflectance									
	70	50	30	10	70	50	30	10		
1	.67	.65	.63	.61	.65	.60	.61	.58	.59	.57
3	.58	.53	.49	.46	.56	.46	.50	.45	.49	.44
5	.50	.43	.39	.35	.49	.35	.41	.35	.40	.35
7	.43	.36	.31	.28	.42	.28	.35	.28	.34	.28
9	.37	.30	.26	.23	.37	.23	.29	.22	.29	.22

## CFT632EB-STF60255



Test No. 2625



## AVERAGE INITIAL FOOTCANDLES ON WORKPLANE


Assumptions:

1. Ceiling 80% Wall 50% Floor 20%
2. 4 Luminaires evenly spaced in the center of the room.
3. The room is square and has a width and length equal to twice the luminaire spacing (LS).
4. RCR is Room Cavity Ratio.
5. Dirt and Lumen Depreciation Factors are 1.0
6. Ballast Factor is 1.0 for ballasted fixtures.
7.  $h_{rc}$  is height between fixtures and workplane

LS (FEET)	$h_{rc}$ (FEET)	Standard Reflector	55 Degree Option
		Average Initial  Footcandles	Average Initial  Footcandles
7.0	10	15	18
8.0	11	12	14
9.0	13	9	11
10.0	14	7	9

Test No. PL4903/2625

## NOTES

 Denotes a Virtual Source reflector.

Refer to [www.prescolite.com](http://www.prescolite.com) for additional photometric tests (IES Files).

When ordering a sloped ceiling adapter, specify the degree of slope in 5° increments, max. of 35°. For a more precise degree or wet ceiling applications, please contact factory. Sloped ceiling adapter and housing must be installed at the same time.



Web: [www.prescolite.com](http://www.prescolite.com) • Tech Support: (888) 777-4832

701 Millennium Blvd. • Greenville, SC 29607 U.S.A. • Phone (864) 678-1000

Copyright ©2013 Prescolite, Inc., a division of Hubbell Lighting, Inc. All Rights Reserved

Specifications subject to change without notice. • Printed in U.S.A. • ARCH-CFL-007 • 1/7/13



Hubbell Lighting, Inc.

# PHOTOMETRIC DATA

---

## wiHUBB®

Fixture comes with a pre-installed In-Fixture Module (1 relay, 0-10V) compatible with the HBA wiHUBB system. Actual dimming requires the selection of 0-10V dimming ballast as well. Consult factory for compatibility with EM fixtures.



Web: [www.prescolite.com](http://www.prescolite.com) • Tech Support: **(888) 777-4832**  
701 Millennium Blvd. • Greenville, SC 29607 U.S.A. • Phone (864) 678-1000  
Copyright ©2013 Prescolite, Inc., a division of Hubbell Lighting, Inc. All Rights Reserved  
Specifications subject to change without notice. • Printed in U.S.A. • ARCH-CFL-007 • 1/7/13

