



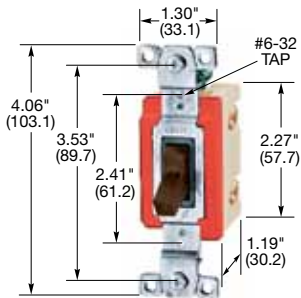
## Switches

**15 and 20 Ampere, 120-277 and 347 Volts AC**

HBL® Extra Heavy Duty Industrial Series

Toggle Type Switches with Ground Screw and 347V AC

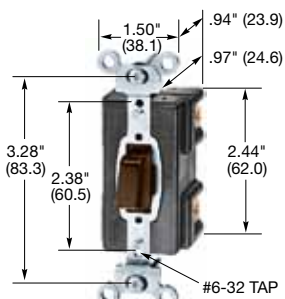
PresSwitch® Specification Grade Push Button Switches

**HBL18221CN****HBL® Extra Heavy Duty Industrial Series  
15A, 347V AC**

Description	Toggle Color	Single Pole	Double Pole	Three Way	Four Way
Nylon toggle, back and side wired.	Brown	<b>HBL18201CN</b>	—	<b>HBL18203CN</b>	—
	Ivory	<b>HBL18201ICN</b>	—	<b>HBL18203ICN</b>	<b>HBL18204ICN</b>
Locking.		<b>HBL18201LCN</b>	—	<b>HBL18203LCN</b>	—
Key for Locking switch.		<b>HBL1209*</b>			

**20A, 347V AC**

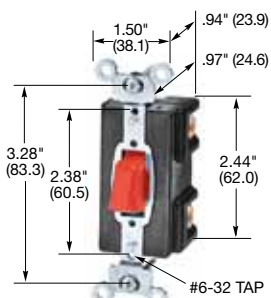
Description	Toggle Color	Single Pole	Double Pole	Three Way	Four Way
Nylon toggle, back and side wired.	Brown	<b>HBL18221CN</b>	—	<b>HBL18223CN</b>	—
	Ivory	<b>HBL18221ICN</b>	—	<b>HBL18223ICN</b>	<b>HBL18224ICN</b>

**HBL1281****PresSwitch® Specification Grade Push Button, Standard Type  
20A, 120-277V AC**

Description	Toggle Color	Single Pole	Double Pole	Three Way	Four Way
Nylon actuator, side wired only.	Brown	<b>HBL1281</b>	<b>HBL1282</b>	<b>HBL1283*</b>	<b>HBL1284*</b>
	Ivory	<b>HBL1281I</b>	<b>HBL1282I</b>	<b>HBL1283I*</b>	<b>HBL1284I*</b>

**Momentary Type\*  
20A, 120-277V AC**

Description	Toggle Color	Single Pole	Double Pole	Three Way	Four Way
Circuit normally closed, side wired only.	Brown	<b>HBL1281MC*</b>	—	—	—
Circuit normally open, side wired only.	Brown	<b>HBL1281MO*</b>	—	—	—

**HBL1297****Illuminated and Pilot Light PresSwitch®,  
120V AC Lighted Actuator, Light On with Load Off\***

Description	Toggle Color	Single Pole	Double Pole	Three Way	Four Way
15A, nylon actuator.	Ivory	—	—	—	<b>HBL1259I*</b>
20A, nylon actuator.	Ivory	<b>HBL1287I</b>	—	<b>HBL1288I*</b>	—

**Pilot Light Actuator, Light On with Load On  
20A, 120V AC**

Description	Toggle Color	Single Pole	Double Pole	Three Way	Four Way
Nylon actuator.	Red	<b>HBL1297</b>	—	<b>HBL1298*</b>	—

Note: Keys are supplied with each locking switch. For extra keys order HBL1209.

See page C-15 for accessories.

See page C-16 for wallplates.

See page C-17 for technical data.

See page C-18 for wiring diagrams.

\* Not UL Listed, CSA Certified.

• Not HP rated.

**HP Conversion Chart**

	120V	208V	240V	277V AC
15A	.5HP	1.5HP	2HP	2HP
20A	1HP	2HP	2HP	2HP
30A	2HP	2HP	2HP	2HP