




# Rectangular Stamped Steel Floor Box

# HUBBELL



Hubbell introduces a new series of rectangular stamped steel floor boxes in one, two and three gang for flush connections in tile, carpet or wood floor installations. Removable barriers allow for flexible separation of power and low voltage between gangs. Larger concentric knockouts and adjustability features combine with a complete offering of the highest quality wiring devices to provide a total solution in single or multi-service applications. A variety of covers and flanges

are available in brushed brass or aluminum to meet several aesthetic requirements. Rectangular stamped steel floor boxes are UL listed and CSA certified. All Hubbell floor box assemblies with flush connections comply with UL 514A scrub water specifications. Hubbell also offers a complete line of cast iron and PVC floor boxes for single and multi-service applications. For more details on these products, visit [www.hubbell-wiring.com](http://www.hubbell-wiring.com).

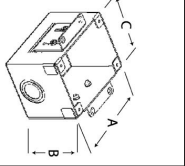


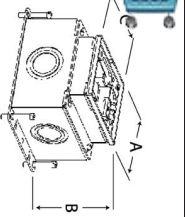
## Features Benefits

- One, two and three gang options.
- 16 gauge stamped steel construction.
- Fully adjustable leveling option.
- Adjustable mounting brackets.
- Concentric knockouts

- Removable barriers provide optimal capacity while maintaining separation of power/low voltage cables.
- Structural durability for both slab and above grade applications.
- Adjustable before and after the concrete pour.
- Secures floor box in new or existing wood floor installations.
- Various knockouts ranging from 1/2" - 1 1/4" N.P.T. are located on ends, sides and bottom of boxes.



# Rectangular Selection Options (single or multiple service options)



## Concrete Applications

## Wood Floor Applications

Catalog #	Deep			Shallow			Deep			
	B2431*	B2432*	B2433*	B2421*	B2422*	B2423*	B2481	B2482	B2483	
Gangs	Single	Two	Three	Single	Two	Three	Single	Two	Three	
Min. Depth of Pour - Inches (mm)	3.75" (95.3)	3.75" (95.3)	3.75" (95.3)	2.75" (69.9)	2.75" (69.9)	2.75" (69.9)	1.00" (25.4)	1.00" (25.4)	1.00" (25.4)	
Adjustability-(Fully, Semi)	Fully	Fully	Fully	Fully	Fully	Fully	1.00" (25.4)	1.00" (25.4)	1.00" (25.4)	
Before Pour External Height Adjustment	1.25" (31.8)	1.25" (31.8)	1.25" (31.8)	1.25" (31.8)	1.25" (31.8)	1.25" (31.8)				
After Pour Internal Height Adjustment	.50" (12.7)	.50" (12.7)	.50" (12.7)	1.25" (31.8)	1.25" (31.8)	1.25" (31.8)				
Cubic In. Capacity-(cm <sup>3</sup> )	60.00 (983.4)	52.80 (865.2) each gang	50.80 (832.5) each gang	.50" (12.7)	39.50 (647.3)	35.00 (673.5) each gang	42.00 (688.3)	42.50 (696.4) each gang	42.50 (696.4) each gang	
Dimensions--A Inches (mm)	4.38" (111.2)	4.38" (111.2)	4.38" (111.2)	4.38" (111.2)	4.38" (111.2)	4.38" (111.2)	4.50" (114.3)	4.50" (114.3)	4.50" (114.3)	
Dimensions--B Inches (mm)	3.72" (94.5)	3.72" (94.5)	3.72" (94.5)	2.74" (69.6)	2.74" (69.6)	2.74" (69.6)	3.13" (79.5)	3.13" (79.5)	3.13" (79.5)	
Dimensions--C Inches (mm)	3.19" (81.0)	6.44" (163.6)	9.67" (245.6)	3.19" (81.0)	6.44" (163.6)	9.67" (245.6)	3.20" (81.3)	6.42" (163.1)	9.64" (244.9)	
Knockouts	(1) Concentric	(2) Concentric	(3) Concentric	(4) Concentric	(4) Concentric	(6) Concentric	(1) Concentric	(2) Concentric	(3) Concentric	
Opposite Slides	$\frac{3}{4}$ " $1\frac{1}{4}$ "	$\frac{3}{4}$ " $1\frac{1}{4}$ "	$\frac{3}{4}$ " $1\frac{1}{4}$ "	(2) $\frac{1}{2}$ " (1) $\frac{3}{4}$ "	$\frac{1}{2}$ " $\frac{3}{4}$ "	$\frac{1}{2}$ " $\frac{3}{4}$ "	$\frac{1}{2}$ " $\frac{3}{4}$ " $1\frac{1}{4}$ "	$\frac{1}{2}$ " $\frac{3}{4}$ " $1\frac{1}{4}$ "	$\frac{1}{2}$ " $\frac{3}{4}$ " $1\frac{1}{4}$ "	
Knockouts	(1) Concentric	(1) Concentric	(1) Concentric	(1) $\frac{1}{2}$ " (1) $\frac{3}{4}$ "	(2) Concentric	(2) Concentric				
Opposite Ends	$\frac{3}{4}$ " $1\frac{1}{4}$ "	$\frac{3}{4}$ " $1\frac{1}{4}$ "	$\frac{3}{4}$ " $1\frac{1}{4}$ "	(1) $\frac{1}{2}$ " (1) $\frac{3}{4}$ "	$\frac{1}{2}$ " $\frac{3}{4}$ "	$\frac{1}{2}$ " $\frac{3}{4}$ "				
Knockouts	(2) Concentric	(4) Concentric	(6) Concentric	(2) Concentric	(4) Concentric	(6) Concentric	(2) Concentric	(4) Concentric	(6) Concentric	
Bottom	$\frac{3}{4}$ " $1\frac{1}{4}$ "	$\frac{3}{4}$ " $1\frac{1}{4}$ "	$\frac{3}{4}$ " $1\frac{1}{4}$ "	$\frac{3}{4}$ " $1\frac{1}{4}$ "	$\frac{3}{4}$ " $1\frac{1}{4}$ "	$\frac{3}{4}$ " $1\frac{1}{4}$ "	$\frac{1}{2}$ " $\frac{3}{4}$ " $1\frac{1}{4}$ "	$\frac{1}{2}$ " $\frac{3}{4}$ " $1\frac{1}{4}$ "	$\frac{1}{2}$ " $\frac{3}{4}$ " $1\frac{1}{4}$ "	
<b>Covers</b> (Suitable for use on tile or carpeted floors) All rectangular covers fit all rectangular boxes Dimension 2.99" x 4.16"	S3625* Duplex screw 1 1/2" x 1 1/2"	S3825* Duplex flap	S2425* Combination 2 1/8" x 3/4"	S2625* Combination 2 1/8" x 1"	S2825* 2 1/8" for single receptacle	S3425* 2 3/8" for single receptacle	S3826* Style Line® opening	S3813* Blank		
<b>Single Gang Flanges (if required)</b>										
<b>Two Gang Flanges (if required)</b>										
<b>Three Gang Flanges (if required)</b>										
<b>Catalog #</b>	<b>SB3083</b> SB3083 S3083 SB3083W SA3083W	<b>SB3084</b> SB3084 S3084 SB3084W SA3084W	<b>SB3084</b> SB3084 S3084 SB3084W SA3084W	<b>SB3084</b> SB3084 S3084 SB3084W SA3084W	<b>SB3084</b> SB3084 S3084 SB3084W SA3084W	<b>SB3085</b> SB3085 S3085 SB3085W SA3085W	<b>SB3085</b> SB3085 S3085 SB3085W SA3085W	<b>SB3085</b> SB3085 S3085 SB3085W SA3085W	<b>SB3085</b> SB3085 S3085 SB3085W SA3085W	
<b>Dimensions Inches (mm)</b>	4.84" x 6.00" (123.0 x 152.4) 4.84" x 6.00" (123.0 x 152.4) 4.38" x 5.56" (111.3 x 141.2) 4.85" x 6.00" (123.2 x 152.4) 4.85" x 6.00" (123.2 x 152.4)	8.06" x 6.00" (204.7 x 152.4) 8.06" x 6.00" (204.7 x 152.4) 7.56" x 5.56" (192.0 x 141.2) 8.13" x 6.00" (206.5 x 152.4) 8.13" x 6.00" (206.5 x 152.4)	8.06" x 6.00" (204.7 x 152.4) 8.06" x 6.00" (204.7 x 152.4) 7.56" x 5.56" (192.0 x 141.2) 8.13" x 6.00" (206.5 x 152.4) 8.13" x 6.00" (206.5 x 152.4)	8.06" x 6.00" (204.7 x 152.4) 8.06" x 6.00" (204.7 x 152.4) 7.56" x 5.56" (192.0 x 141.2) 8.13" x 6.00" (206.5 x 152.4) 8.13" x 6.00" (206.5 x 152.4)	8.06" x 6.00" (204.7 x 152.4) 8.06" x 6.00" (204.7 x 152.4) 7.56" x 5.56" (192.0 x 141.2) 8.13" x 6.00" (206.5 x 152.4) 8.13" x 6.00" (206.5 x 152.4)	11.31" x 6.00" (287.3 x 152.4) 11.31" x 6.00" (287.3 x 152.4) 10.81" x 5.56" (274.6 x 141.2) 11.34" x 6.00" (288.4 x 152.4) 11.34" x 6.00" (288.4 x 152.4)	11.31" x 6.00" (287.3 x 152.4) 11.31" x 6.00" (287.3 x 152.4) 10.81" x 5.56" (274.6 x 141.2) 11.34" x 6.00" (288.4 x 152.4) 11.34" x 6.00" (288.4 x 152.4)	11.31" x 6.00" (287.3 x 152.4) 11.31" x 6.00" (287.3 x 152.4) 10.81" x 5.56" (274.6 x 141.2) 11.34" x 6.00" (288.4 x 152.4) 11.34" x 6.00" (288.4 x 152.4)	11.31" x 6.00" (287.3 x 152.4) 11.31" x 6.00" (287.3 x 152.4) 10.81" x 5.56" (274.6 x 141.2) 11.34" x 6.00" (288.4 x 152.4) 11.34" x 6.00" (288.4 x 152.4)	11.31" x 6.00" (287.3 x 152.4) 11.31" x 6.00" (287.3 x 152.4) 10.81" x 5.56" (274.6 x 141.2) 11.34" x 6.00" (288.4 x 152.4) 11.34" x 6.00" (288.4 x 152.4)



**Wiring Device-Kellems**  
Hubbell Incorporated (Delaware) • 185 Plains Road • Milford, CT 06460-2420 • (203) 882-4800 • FAX (800) 255-1031  
World Wide Web URL: <http://www.hubbell-wiring.com>

### Worldwide Locations

Hubbell Canada (905) 839-1138, Fax (905) 839-9108  
Hubbell Ltd. England (441) 234-855444, Fax (441) 234-854008  
Hubbell-Iralan Co., Ltd. (886) 2 567-5995, Fax (886) 2 567-4853  
Printed In U.S.A. Specifications subject to change without notice. ® Registered trademark of Hubbell Incorporated

Hubbell de Mexico, S.A. de C.V. (52) 5 575-2022, Fax (52) 5 559-8626  
Caribe Sales Agencies, Puerto Rico (809) 720-7185, Fax (809) 789-2796  
H5037

KEY  
\*Also available in aluminum. Use "BA" prefix for floor boxes, "SA" prefix for covers.  
Δ Dimension B represents the minimum dimension without base screws.

NOTES:  
Multi-gang fully adjustable concrete floor boxes include removable barriers.  
Multi-gang wood floor boxes include removable barriers.  
All cover/flange assemblies comply with UL514A, Section 32A (Scrub Water Tightness Test).

SPECIFICATIONS:  
Concrete and wood boxes: 16 gauge (.0625" +.0121D) pre-galvanized sheet metal.  
Covers: brass, aluminum.  
Flanges: brass, aluminum, clear polycarbonate.

UL FILE # E31999  
CSA File # LR18416

